

[54] HALL INDICATOR PANEL FOR ELEVATORS

[75] Inventor: Ludwig Walser, Oberrohrdorf, Switzerland

[73] Assignee: Inventio AG, Hergiswil, Switzerland

[\*\*] Term: 14 Years

[21] Appl. No.: 677,572

[22] Filed: Dec. 3, 1984

[30] Foreign Application Priority Data

Jun. 8, 1984 [WO] World Int. Prop. O. .... 003832
[52] U.S. Cl. .... D10/108
[58] Field of Search .... D10/104, 108, 121; 340/19 R, 20, 21; 361/331-332, 334, 336, 380-381, 384, 390-395; 174/50, 52

[56] References Cited

U.S. PATENT DOCUMENTS

D. 214,705 7/1969 Brounn ..... D10/108
D. 254,484 3/1980 Perjo ..... D10/108
3,973,648 8/1976 Hummert et al. .... 340/19 R

OTHER PUBLICATIONS

Sweet's Arch. Catalog File, 1978, Sec. 14.1/Nov., p. 13, Signal Fixture with two Arrows, #1.
Sweet's Arch. Catalog File, 1978, 14.1/Oct., p. 15, Sig-

nal Fixtures 2-5 shown at middle portion on lower page.

Primary Examiner—B. J. Bullock
Assistant Examiner—Suzanne N. Gitlin
Attorney, Agent, or Firm—Werner W. Kleeman

[57] CLAIM

The ornamental design for a hall indicator panel for elevators, as shown and described.

DESCRIPTION

FIG. 1 is a perspective view of a hall indicator panel for elevators showing my new design;
FIG. 2 is a front elevational view thereof;
FIG. 3 is a rear elevational view thereof;
FIG. 4 is a side elevational view taken from the left of FIG. 1, the right side being a mirror image;
FIG. 5 is a top plan view thereof, the bottom plan being a mirror image;
FIG. 6 is a perspective view of a second embodiment of FIG. 1;
FIG. 7 is a front elevational view of FIG. 6;
FIG. 8 is a rear elevational view of FIG. 6;
FIG. 9 is a side elevational view taken from the left of FIG. 6; the right side being a mirror image;
FIG. 10 is a top plan view of FIG. 6, the bottom plan being a mirror image.

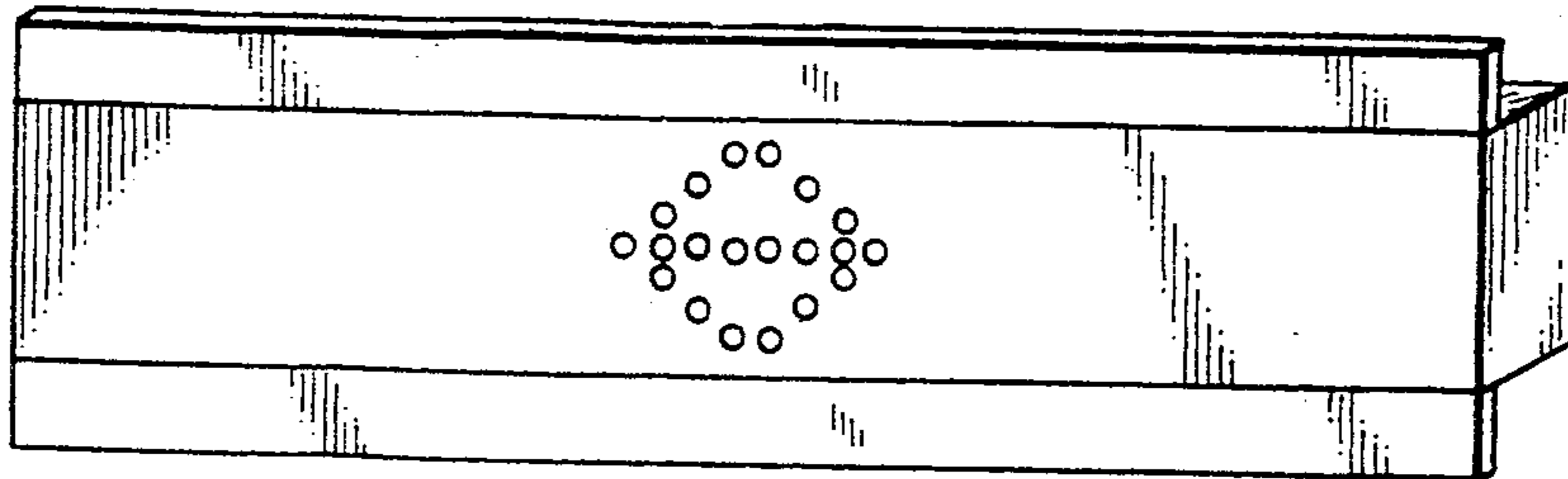


Fig. 1

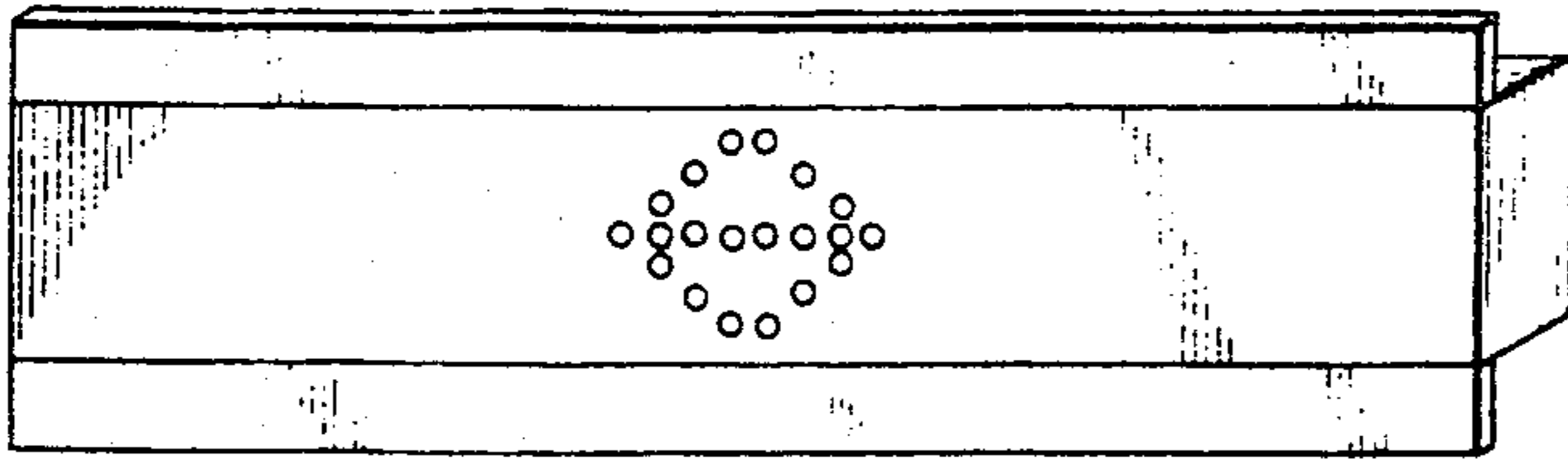


Fig. 2

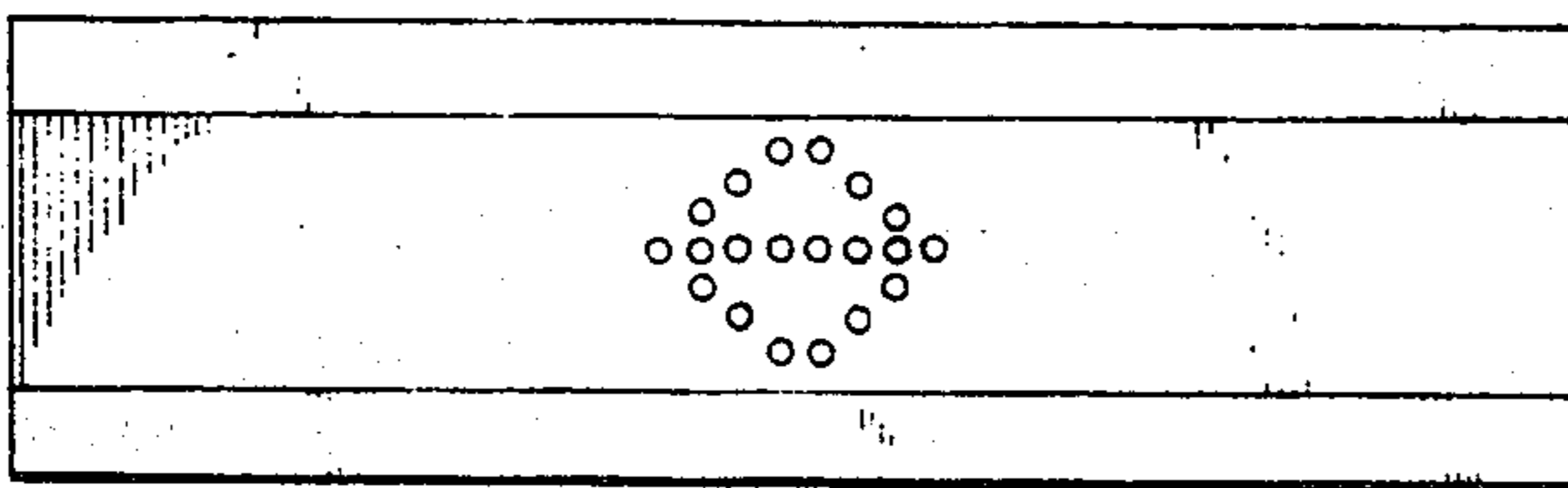


Fig. 4




Fig. 3




Fig. 5



Fig. 6

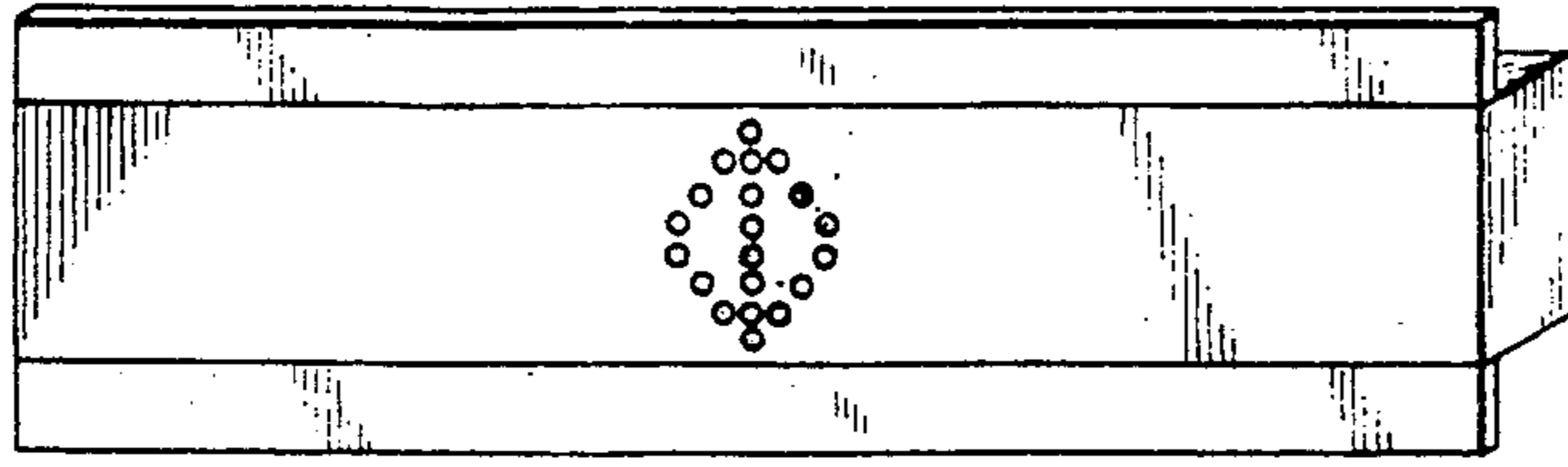


Fig. 7

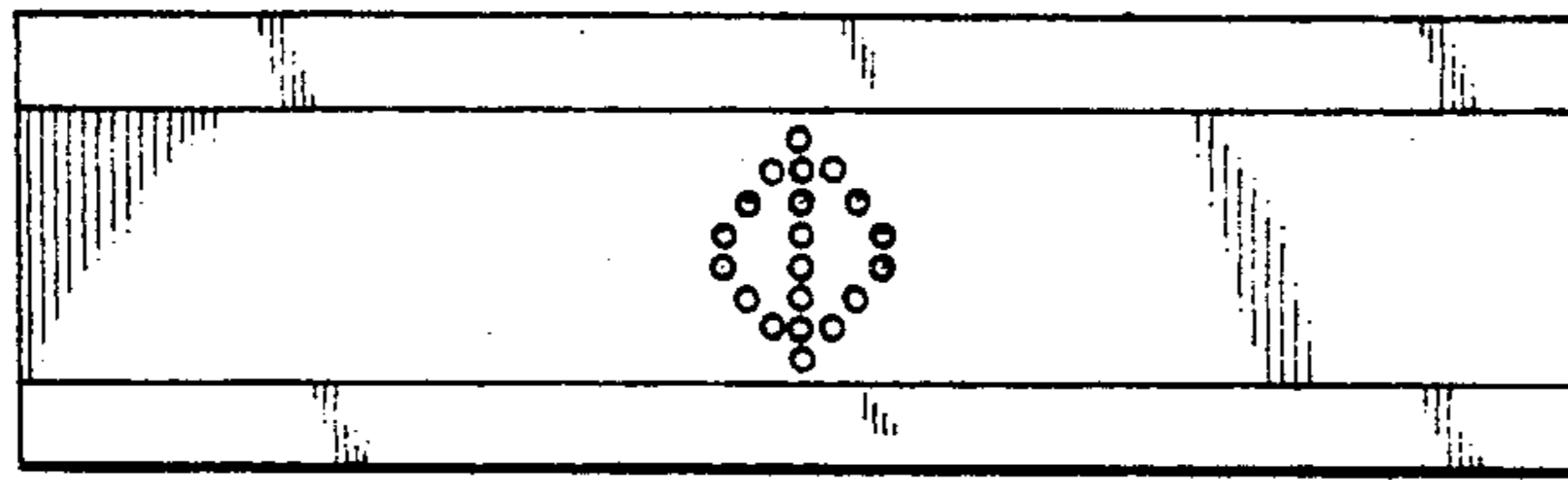


Fig. 9



Fig. 8

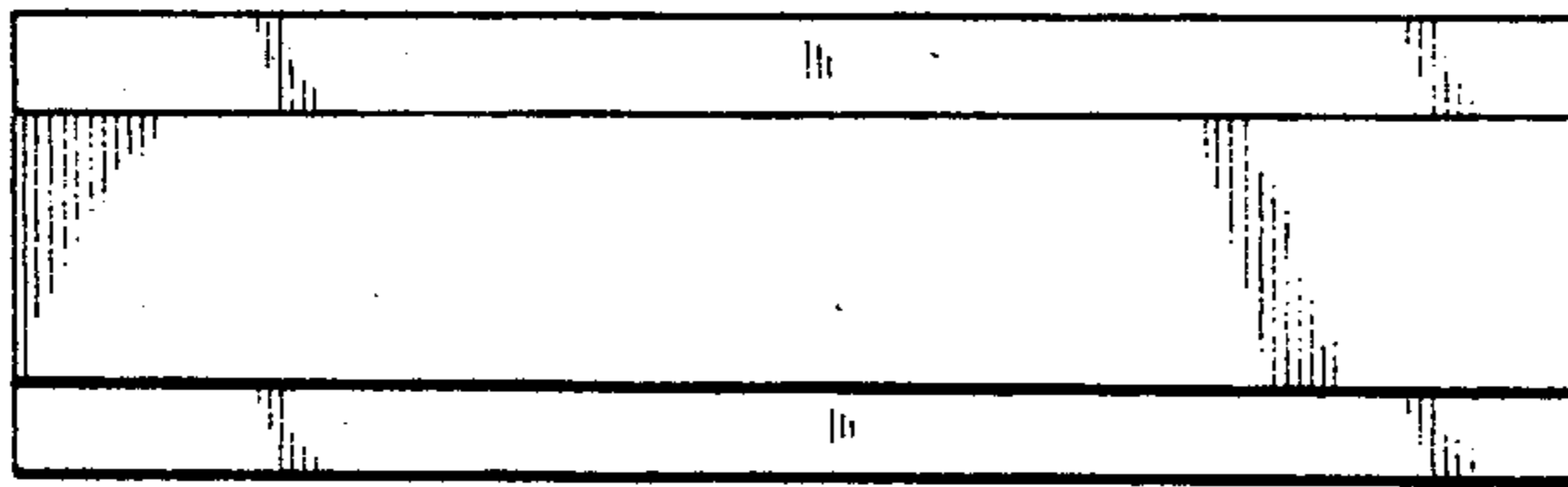


Fig. 10

