

[54] CHAMPAGNE FLUTE  
[75] Inventors: Alfred Blake, Hillsdale, N.J.; Michael Lax, New York, N.Y.  
[73] Assignee: American Commercial, Incorporated, Secaucus, N.J.  
[ \* ] Notice: The portion of the term of this patent subsequent to May 6, 2000 has been disclaimed.  
[\*\*] Term: 14 Years  
[21] Appl. No.: 501,290  
[22] Filed: Jun. 6, 1983  
[52] U.S. Cl. .... D7/13  
[58] Field of Search .... D7/11, 12, 13, 22

[56] References Cited  
U.S. PATENT DOCUMENTS  
D. 54,967 4/1920 Sollmann ..... D7/13  
D. 71,767 12/1926 Schmidt ..... D7/13  
D. 75,526 6/1928 Schmidt ..... D7/13  
D. 97,596 11/1935 Deskey ..... D7/13

D. 234,109 1/1975 Achenbach ..... D7/13  
D. 236,405 8/1975 Thrush ..... D7/13  
D. 278,962 5/1985 Seibel ..... D7/13

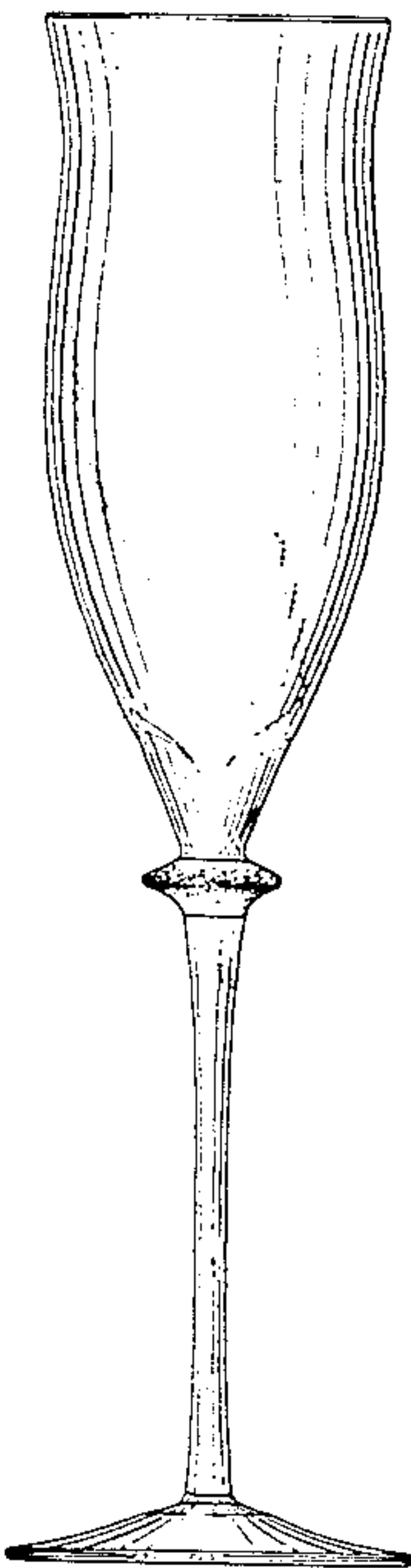
OTHER PUBLICATIONS

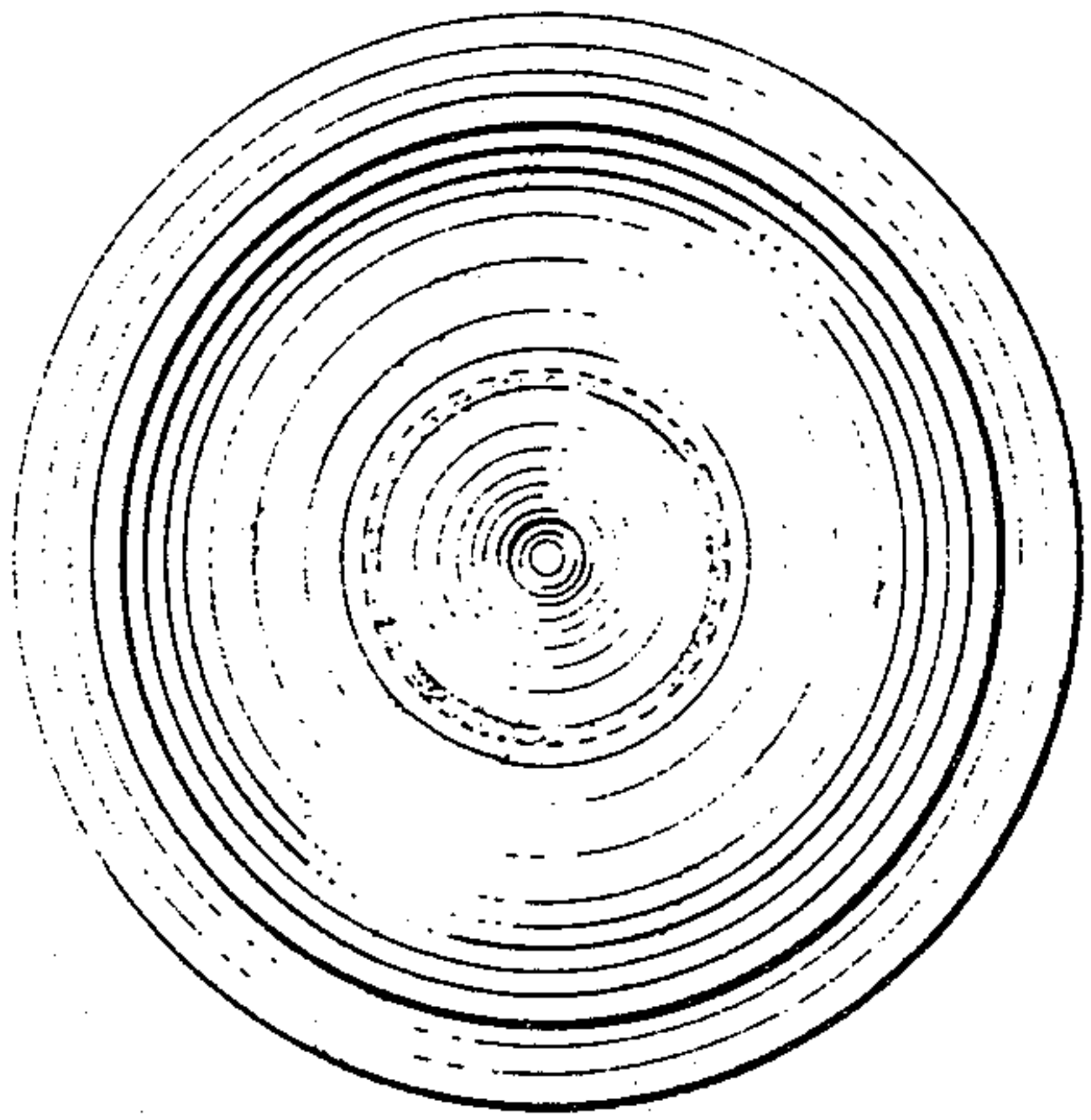
*Pitman-Dreitzer 1965 Cat.*, p. 30, top row of Goblets, "Saturn" Ruby Bowl/Twisted Stems.  
*Jewelers' Circular-Keystone*, Jul. 1974, p. 44, Peill German Crystal Stemware at left.  
*Primary Examiner*—Winifred E. Herrmann  
*Attorney, Agent, or Firm*—George J. Brandt, Jr.

[57] CLAIM  
The ornamental design for a champagne flute, as shown and described.

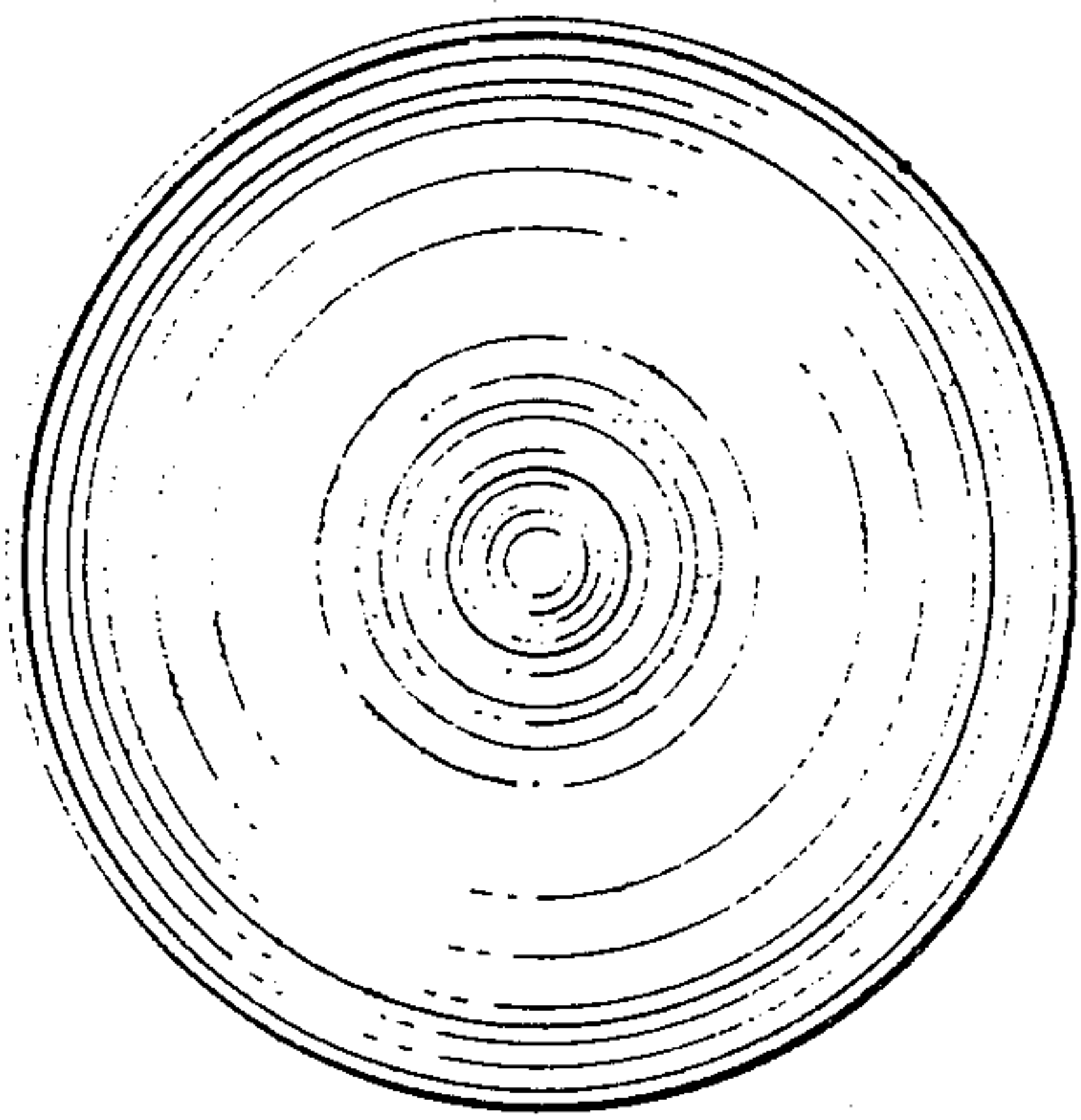
DESCRIPTION

FIG. 1 is a front side elevational view of a champagne flute showing our new design, the rear side and right and left sides being identical in appearance therewith. FIG. 2 is a top plan view thereof; and FIG. 3 is a bottom plan view thereof. The stippled shading on the stem of our new design for a champagne flute represents a texture contrast.

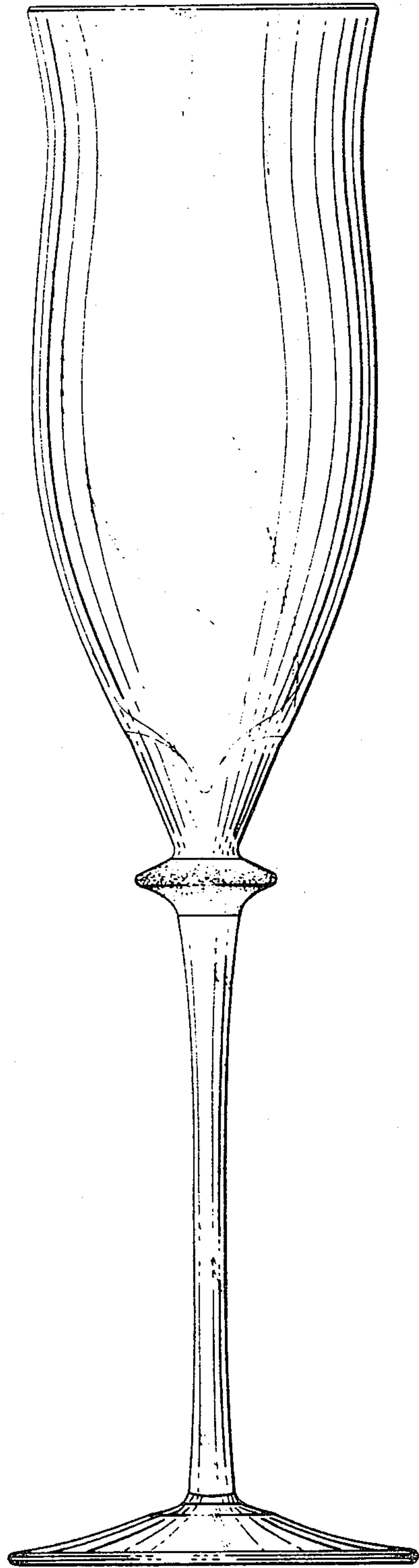




*FIG. 2*



*FIG. 3*



*FIG. 1*