

[54] **LUGGAGE CASE**

[75] **Inventor: Hyun S. Kim, New Castle, Pa.**

[73] **Assignee: Airway Industries, Inc., Ellwood City, Pa.**

[\*\*] **Term: 14 Years**

[21] **Appl. No.: 488,639**

[22] **Filed: Apr. 26, 1983**

[52] **U.S. Cl. .... D3/76**

[58] **Field of Search ..... D3/30.1, 33, 35, 42, D3/72, 76, 77; 190/100, 103, 109, 124, 125**

[56] **References Cited**

**U.S. PATENT DOCUMENTS**

D. 72,403	4/1927	Walinsky .....	D3/76
D. 238,402	1/1976	Gorky .....	D3/76
D. 242,182	11/1976	Davis .....	D3/71
D. 242,183	11/1976	Davis .....	D3/71
D. 262,669	1/1982	Davis .....	D3/71
D. 268,381	3/1982	Cassini et al. ....	D3/77
2,661,823	12/1953	Goetz .	
3,921,768	11/1975	Gorky .	

4,337,853 7/1982 Davis .  
4,350,546 9/1982 Davis .

**OTHER PUBLICATIONS**

Hudson's Father's Day Adv. Detroit News 6/14/81.

*Primary Examiner*—George P. Word  
*Attorney, Agent, or Firm*—Walter J. Blenko, Jr.; Arnold B. Silverman

[57] **CLAIM**

The ornamental design for a luggage case, substantially as shown and described.

**DESCRIPTION**

FIG. 1 is a side elevational view of a luggage case showing my new design, the hardware shown in dotted lines being for illustrative purposes only and not a part of the design;

FIG. 2 is an opposite side elevational view thereof;


FIG. 3 is a top plan view thereof;

FIG. 4 is a bottom plan view thereof;

FIG. 5 is an end elevational view thereof;

FIG. 6 is an opposite end elevational view thereof; and

FIG. 7 is a perspective view thereof.



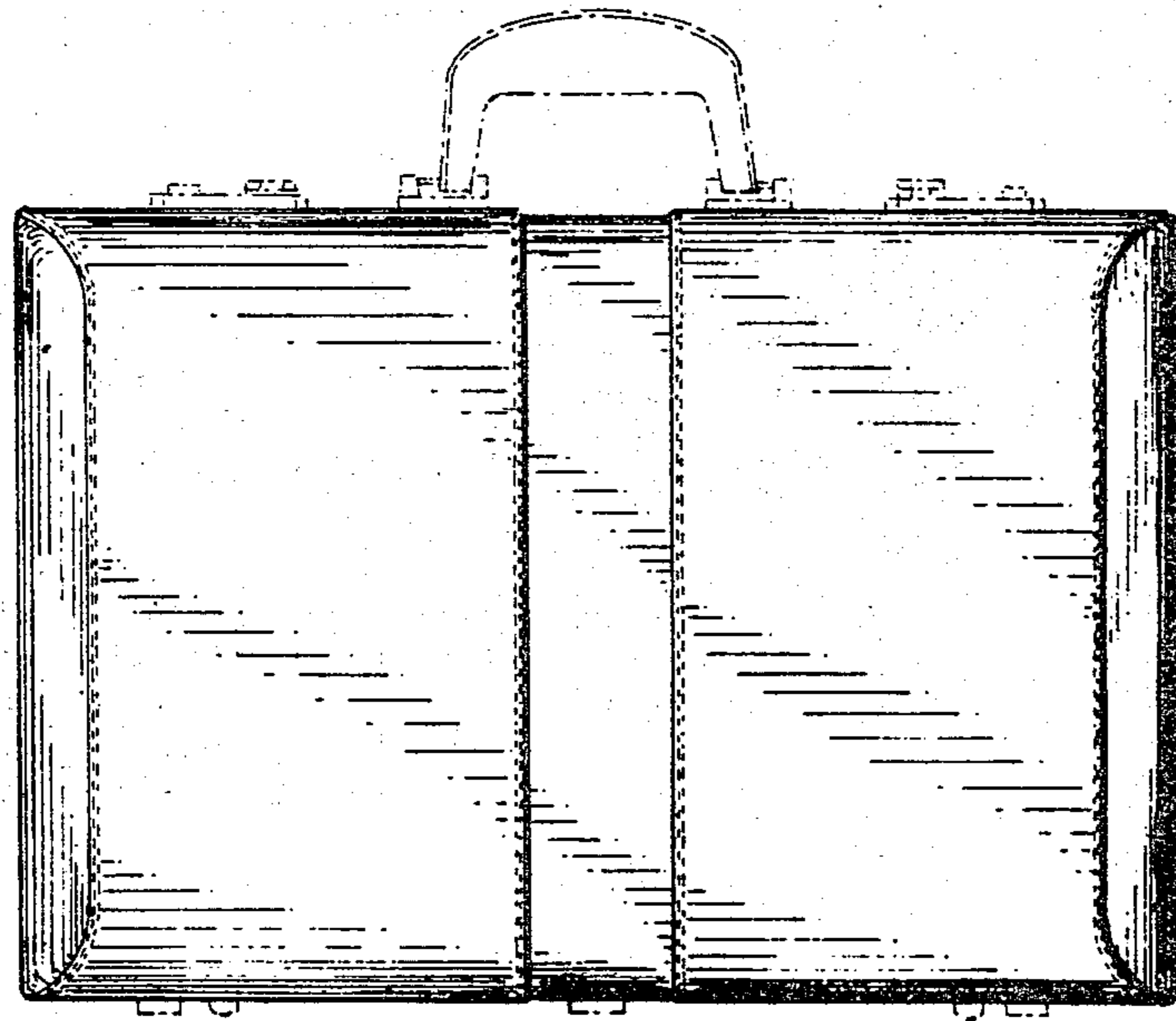


FIG. 1

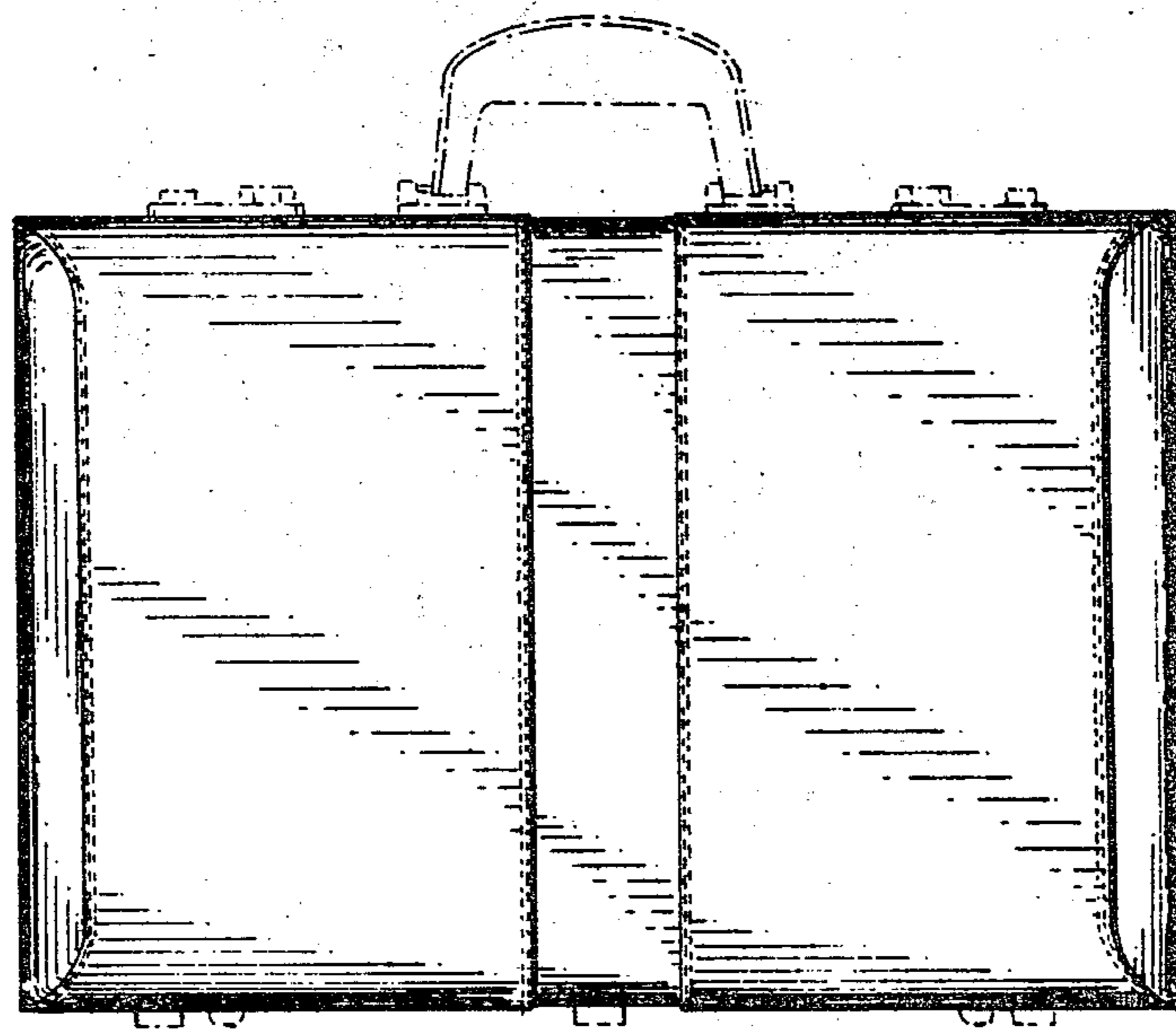


FIG. 2



FIG. 3




FIG. 4



FIG. 5




FIG. 6

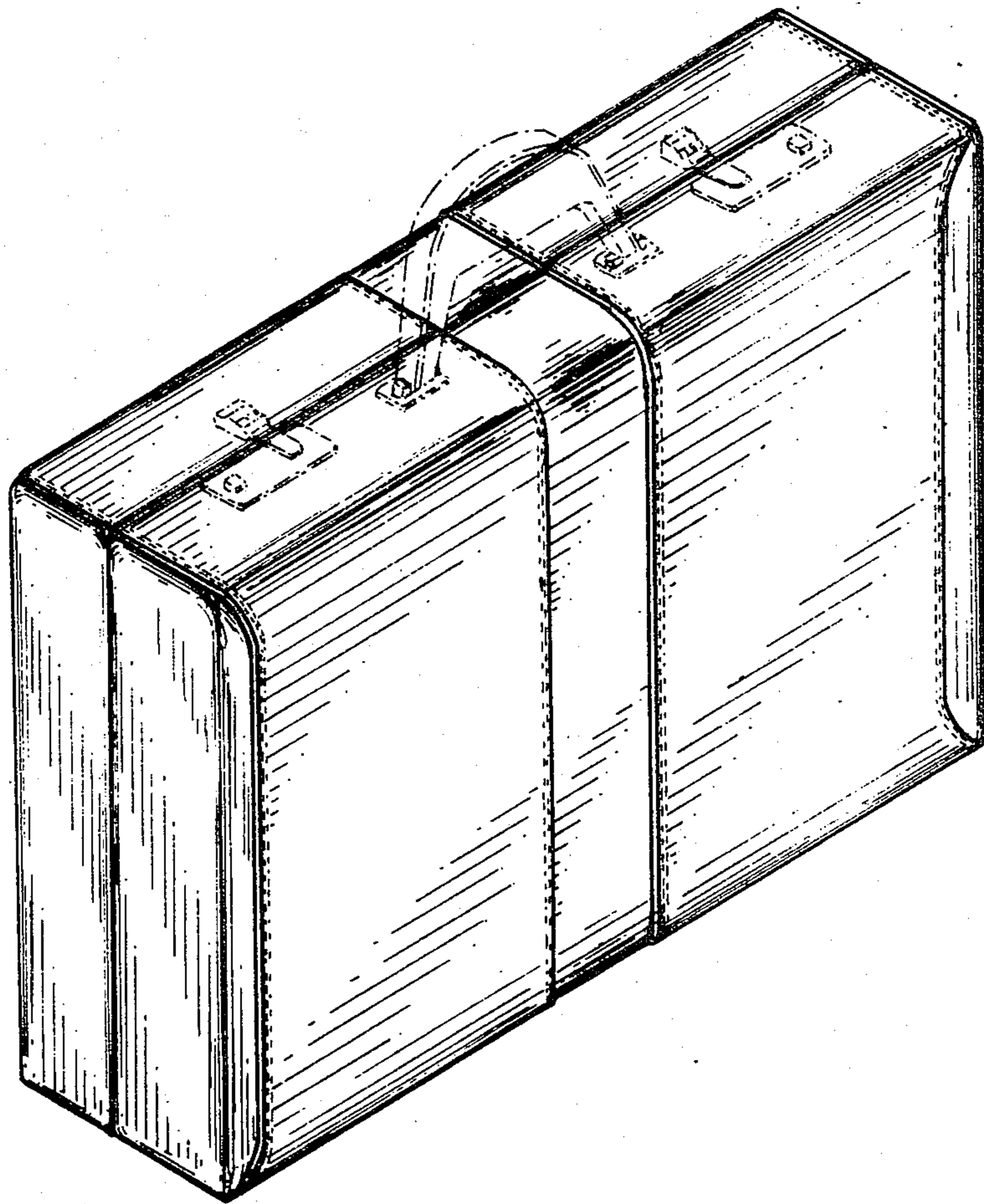


FIG. 7