

[54] BRIDGE OR SIMILAR ARTICLE

[75] Inventor: M. Myron Lepkaluk, New York, N.Y.

[73] Assignee: Frankland & Lienhard, New York, N.Y.

[**] Term: 14 Years

[21] Appl. No.: 483,167

[22] Filed: Apr. 8, 1983

[52] U.S. Cl. D25/1

[58] Field of Search 14/1, 2, 3, 4, 7, 8, 14/9, 12, 13, 16.1, 17, 18, 19, 20, 21, 22, 23, 24, 25, 73, 74; 52/86, 263; D25/1, 18, 56, 61

[56] References Cited

U.S. PATENT DOCUMENTS

D. 228,393	9/1973	France	D25/61
4,223,495	9/1980	Peter	14/22 X
4,464,803	8/1984	Bonasso	52/86 X
4,513,465	4/1985	Schambeck	14/18 X

OTHER PUBLICATIONS

Engineering News-Record, 11/16/50, p. 26, Bridge Illustrations.

Structure in Architecture by Mario Salvadori, ©1975, p. 205, FIG. 826.

Primary Examiner—A. Hugo Word

Attorney, Agent, or Firm—Milton Wolson

[57] CLAIM

The ornamental design for a bridge or similar article, as shown and described.

DESCRIPTION

FIG. 1 is a front elevational view of a bridge or similar article showing my new design;

FIG. 2 is a top plan view thereof;

FIG. 3 is a left hand sectional view thereof, taken along section 3—3 of FIG. 1;

FIG. 4 is a left hand side view thereof, taken along section 4—4 of FIG. 1;

FIG. 5 is a bottom sectional view thereof, taken along section 6—6 of FIG. 1.

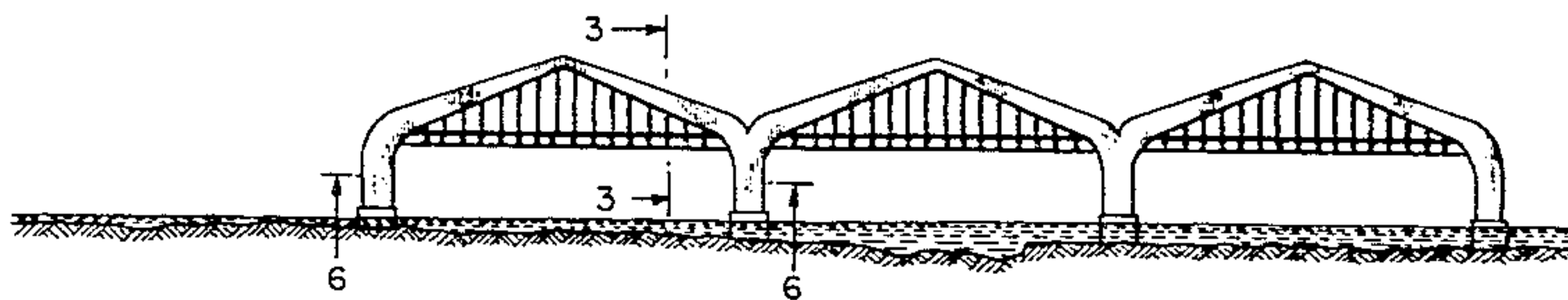


FIG. 1

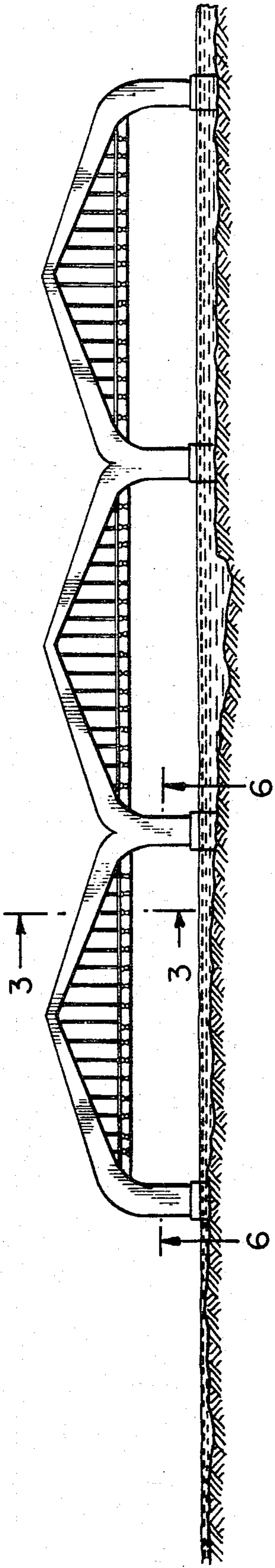


FIG. 2

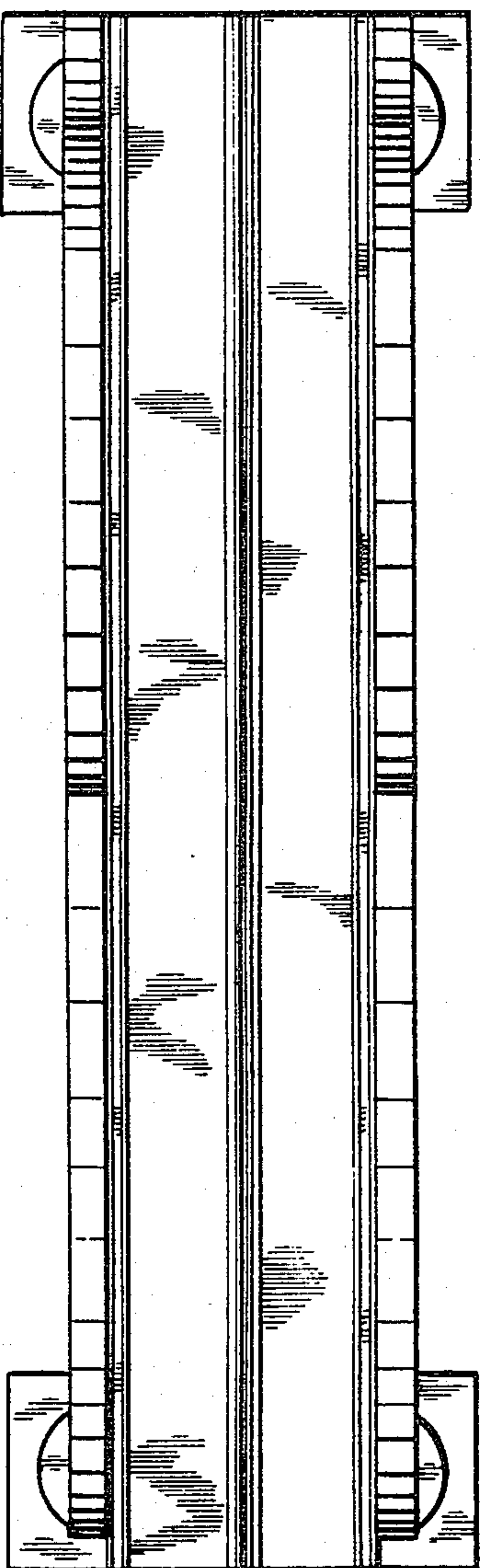


FIG. 3

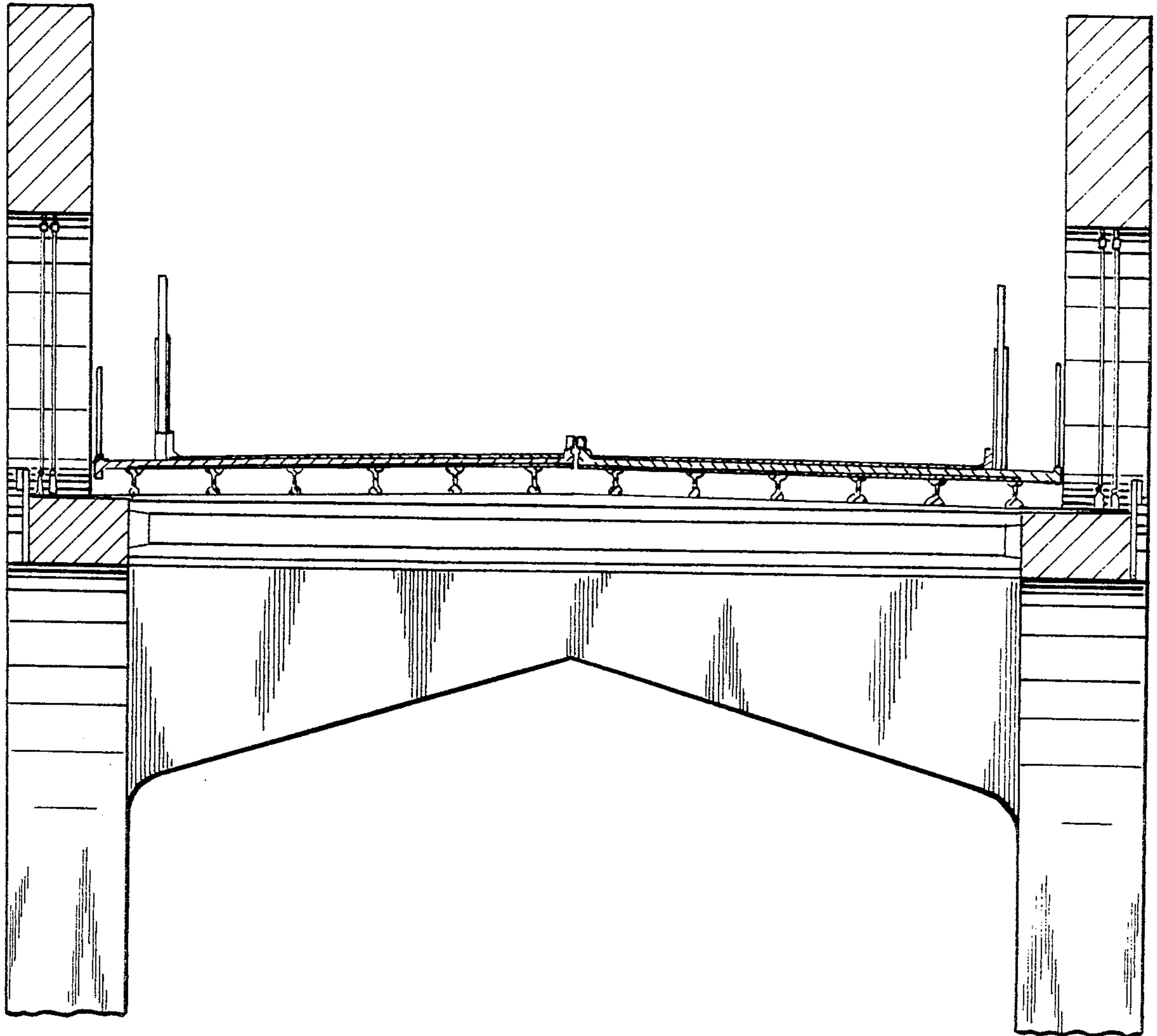


FIG. 5

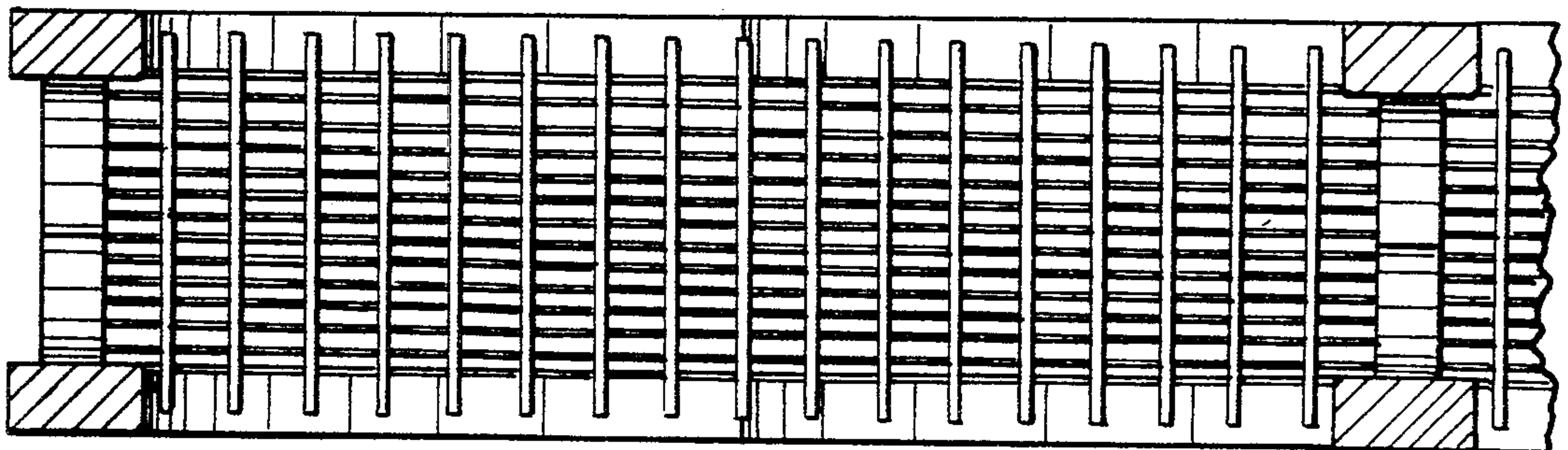


FIG. 4

