

[54] TELEPHONE STAND

[75] Inventors: George M. Janda, Wheaton; John E. Kaczkos, Elk Grove Village, both of Ill.

[73] Assignee: GTE Automatic Electric Inc., Northlake, Ill.

[\*\*] Term: 14 Years

[21] Appl. No.: 532,946

[22] Filed: Sep. 16, 1983

[52] U.S. Cl. .... D14/60; D14/56; D14/65; D14/61

[58] Field of Search ..... D14/52, 53, 56, 58, D14/59, 60, 61; 179/179, 181 W, 100 R, 100 D, 100 L, 101

[56] References Cited

U.S. PATENT DOCUMENTS

- D. 213,565 3/1969 Janda ..... D14/60
- D. 232,562 8/1974 Doyle et al. .... D14/60
- D. 252,087 6/1979 Genaro et al. .... D14/53
- D. 252,929 9/1979 Genaro et al. .... D14/61

- D. 265,401 7/1982 Genaro et al. .... D14/60
- D. 267,176 12/1982 Janda ..... D14/60
- D. 271,691 12/1983 Bhat ..... D14/60
- D. 271,973 12/1983 Janda ..... D14/60
- D. 272,065 1/1984 Janda ..... D14/60
- D. 276,339 11/1984 Read ..... D14/60
- D. 276,430 11/1984 Isaacs ..... D14/60


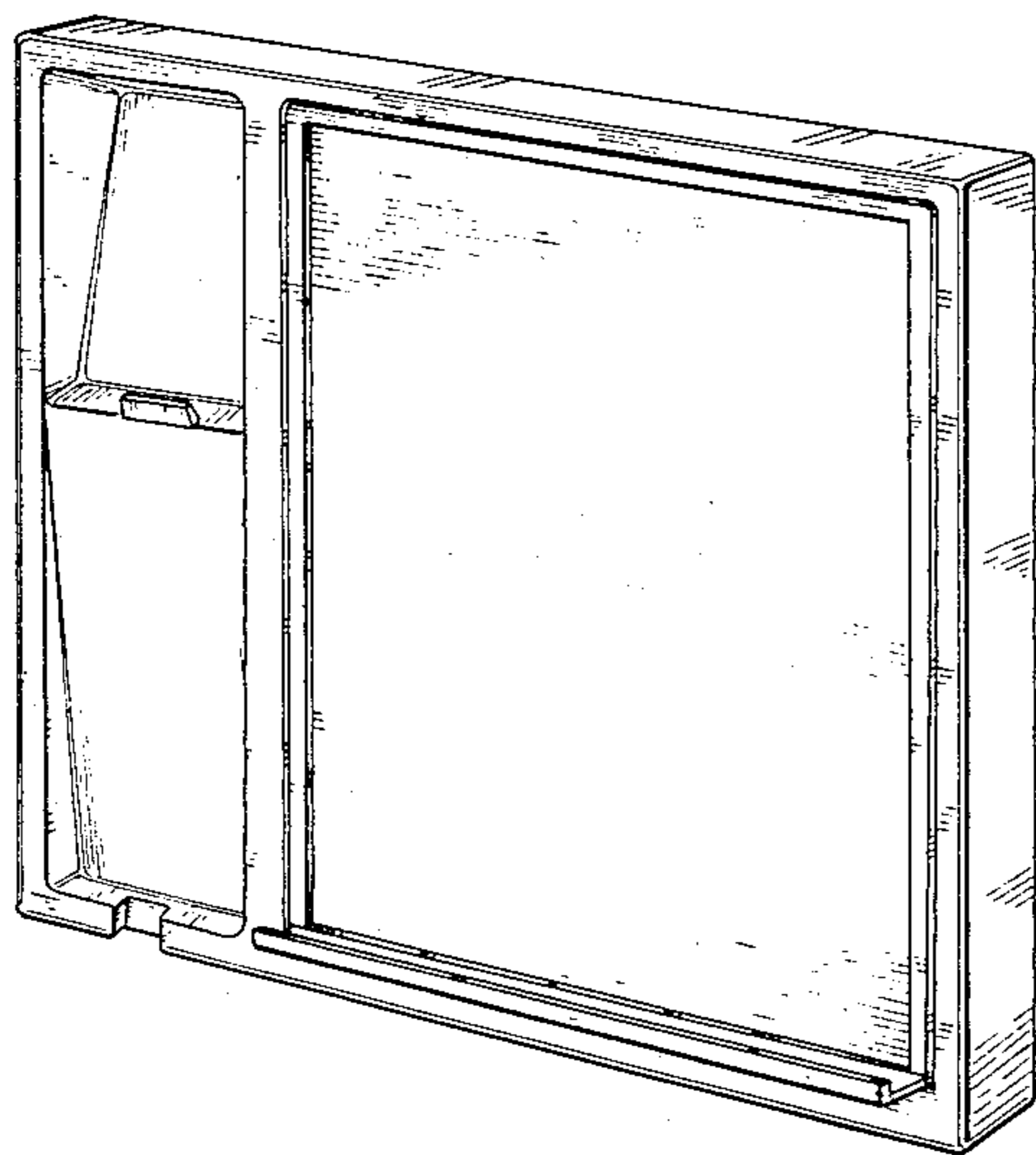
Primary Examiner—Wallace R. Burke  
Assistant Examiner—Horace B. Fay  
Attorney, Agent, or Firm—Anthony Miologos; Peter Xiarhos

[57] CLAIM

The ornamental design for a telephone stand, as shown and described.

DESCRIPTION

FIG. 1 is a perspective view of a telephone stand showing our new design;  
FIG. 2 is a front elevational view thereof;  
FIG. 3 is a side elevational view, the side opposite to it being a mirror image; and  
FIG. 4 is a top end elevational view, as seen from FIG. 2.



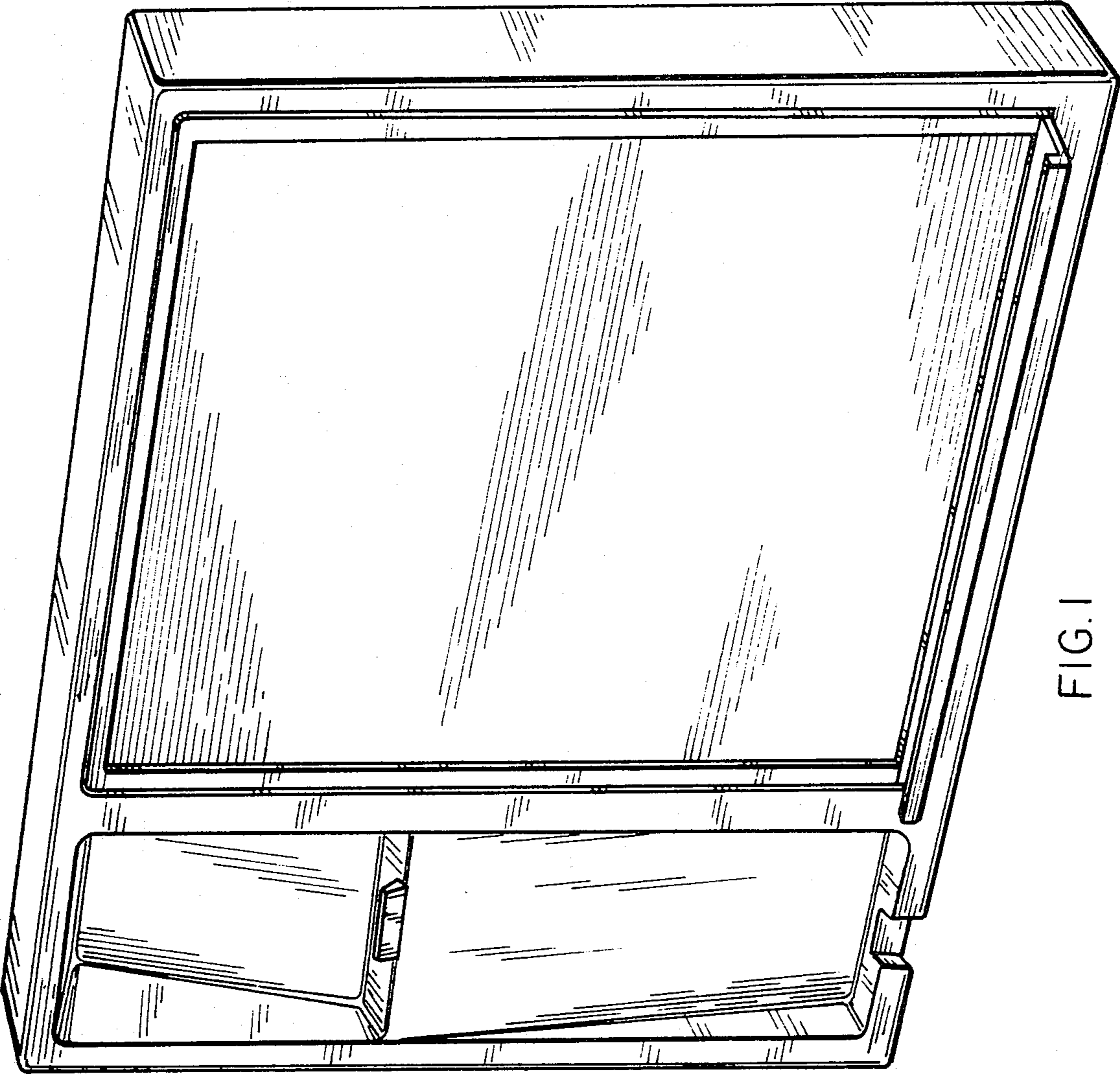


FIG. 1

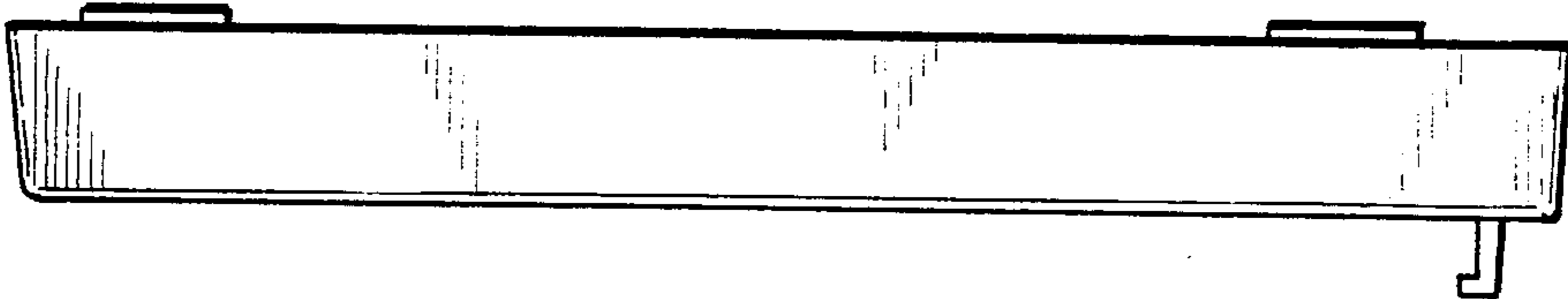


FIG. 3




FIG. 2



FIG. 4