

[54] TELEPHONE SET BASE  
[75] Inventors: Michael Brown, Nepean; Clifford D. Read, Almonte; Warren K. Ellis, Constance Bay, all of Canada  
[73] Assignee: Northern Telecom Limited, Montreal, Canada  
[\*\*] Term: 14 Years  
[21] Appl. No.: 466,415  
[22] Filed: Feb. 15, 1983  
[52] U.S. Cl. .... D14/60; D14/56; D14/65  
[58] Field of Search ..... D14/52, 53, 56, 60, D14/59, 61, 68, 62, 76, ; 179/100 C, 100 D, 100 R, 179, 178, 2 EA; 455/89, 90

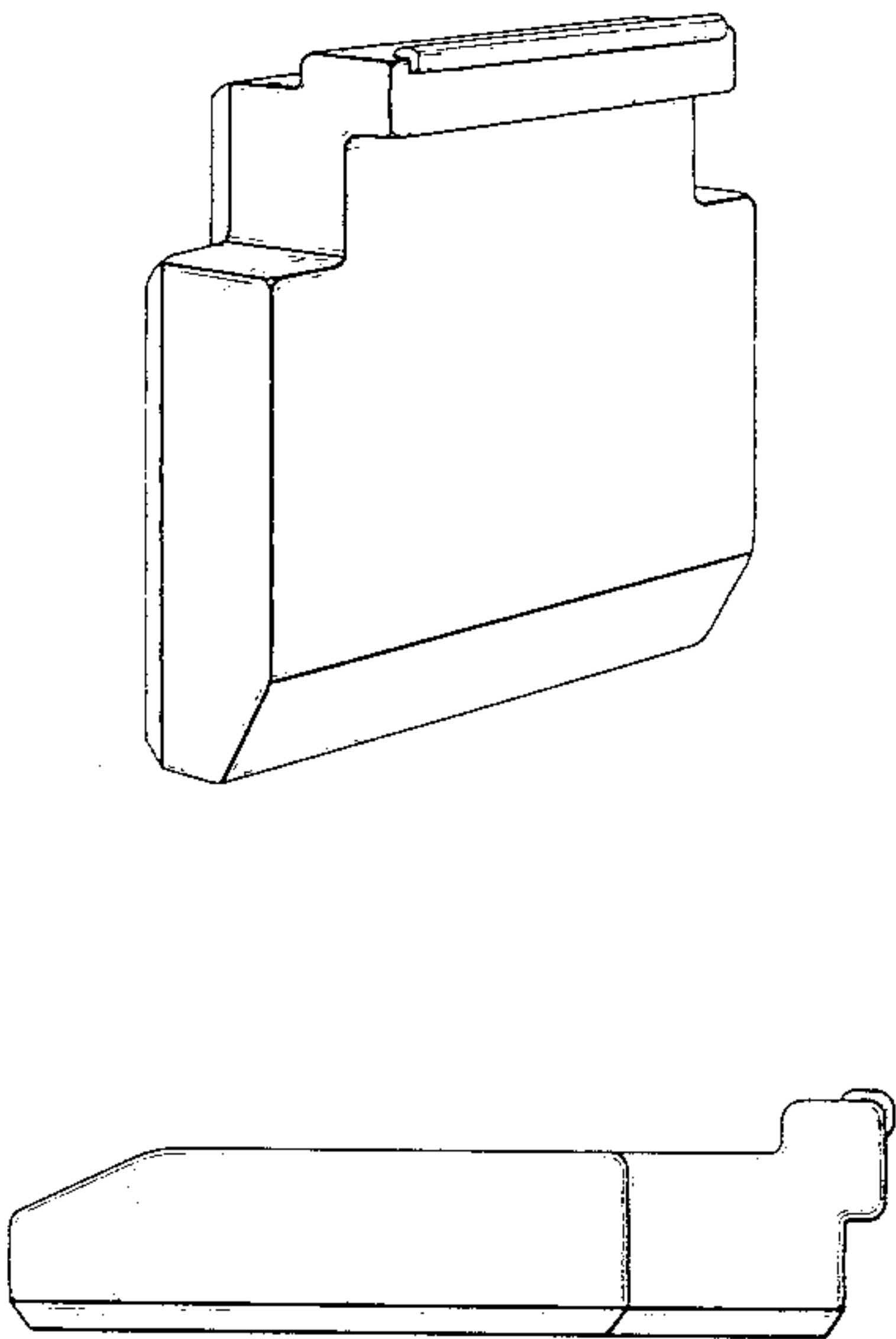
[56] References Cited  
U.S. PATENT DOCUMENTS  
D. 212,230 9/1968 Kamp ..... D14/52  
D. 224,933 10/1972 Guldstrand ..... D14/59  
D. 232,363 8/1974 Se-Kit ..... D14/60  
D. 247,491 3/1978 Fukushima et al. .... D14/56

D. 248,102 6/1978 Blake ..... D14/61  
D. 256,234 8/1980 Fukushima et al. .... D14/56  
D. 273,381 4/1984 Abe et al. .... D14/56  
D. 273,784 5/1984 Shibayama et al. .... D14/56  
3,476,882 11/1969 Vogelmann et al. .... 179/EA  
3,824,465 7/1974 Blough ..... 455/90

Primary Examiner—Wallace R. Burke  
Assistant Examiner—Horace B. Fay  
Attorney, Agent, or Firm—Sidney T. Jelly

[57] CLAIM  
The ornamental design for a telephone set base, substantially as shown and described.

DESCRIPTION  
FIG. 1 is a perspective view of one side of a telephone set base showing our new design, a perspective view of the side opposite thereto being substantially a mirror image; and  
FIG. 2 is an elevational view of one side thereof, the view of the opposite side being substantially a mirror image.  
The undisclosed back surface of the set opposite to that shown in FIG. 1 being a plain flat surface parallel to the broad main front surface.



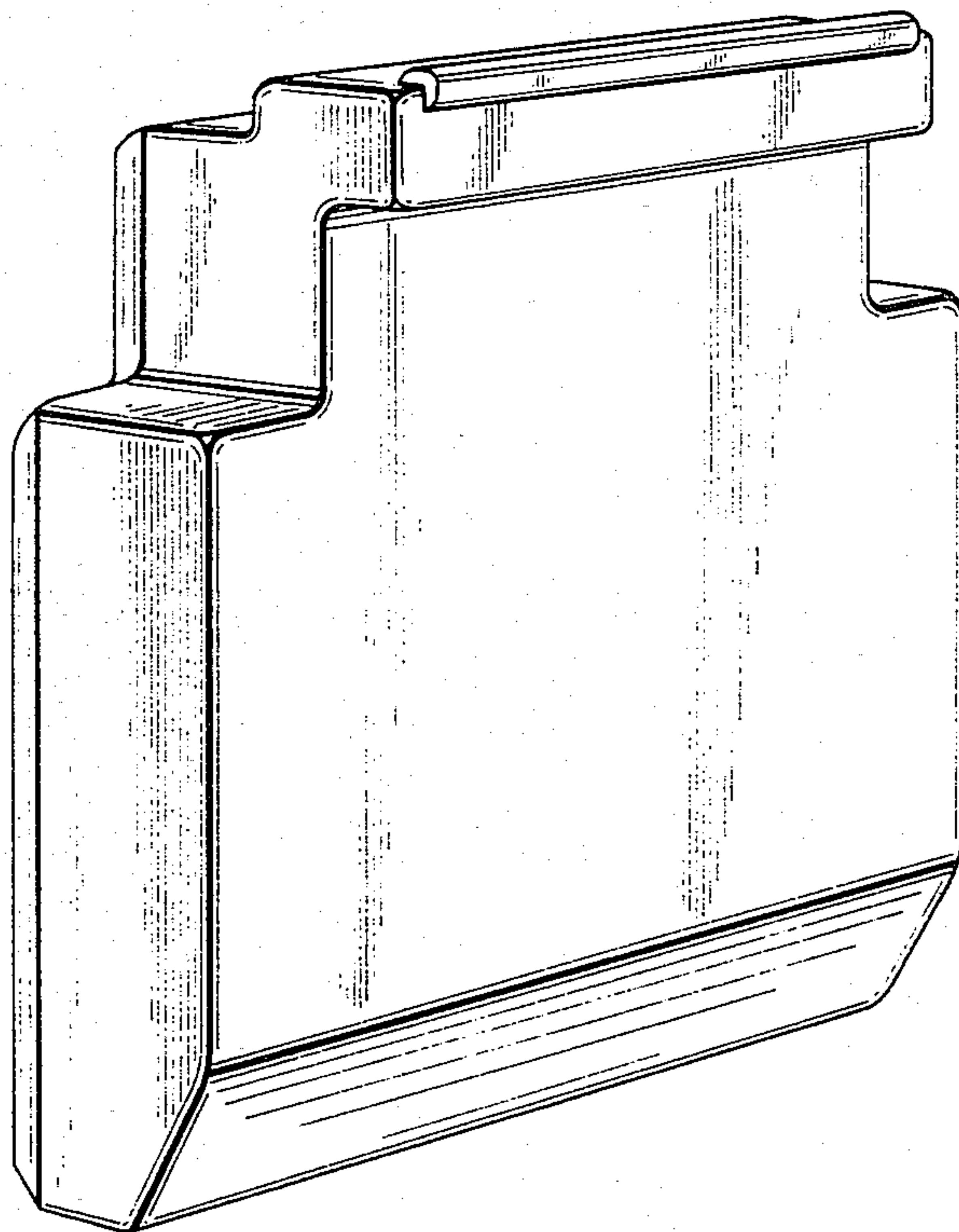


FIG. 1




FIG. 2