

[54] **AUTOMOBILE TIRE**

[75] **Inventors: Hideaki Nishio, Saitama; Tetsuro Kobayashi, Tokyo, both of Japan**

[73] **Assignee: Bridgestone Tire Co., Ltd., Tokyo, Japan**

[\*\*] **Term: 14 Years**

[21] **Appl. No.: 561,257**

[22] **Filed: Dec. 14, 1983**

[30] **Foreign Application Priority Data**

Jul. 25, 1983 [JP] Japan ..... 58-32270

[52] **U.S. Cl. .... D12/146**

[58] **Field of Search ..... D12/141-143, D12/145-151, 136; 152/209 R, 209 B, 209 D**

[56] **References Cited**

**U.S. PATENT DOCUMENTS**

D. 275,562 9/1984 Kojima et al. .... D12/146

**FOREIGN PATENT DOCUMENTS**

56903 4/1983 Japan ..... 152/209 D

**OTHER PUBLICATIONS**

1982 Tread Design Guide, p. 174, Sears Road Handler 'AT' Tire, second row up from bottom, left side of page.

*Primary Examiner*—James M. Gandy  
*Attorney, Agent, or Firm*—Sughrue, Mion, Zinn, Macpeak and Seas

[57] **CLAIM**

The ornamental design for an automobile tire, as shown and described.

**DESCRIPTION**

FIG. 1 is a perspective view of an automobile tire showing our new design, it being understood that the tread pattern is repeated throughout the circumference of the tire;

FIG. 2 is an end elevational view thereof; and

FIG. 3 is a side elevational view of the side shown, the opposite side being a mirror image thereof.

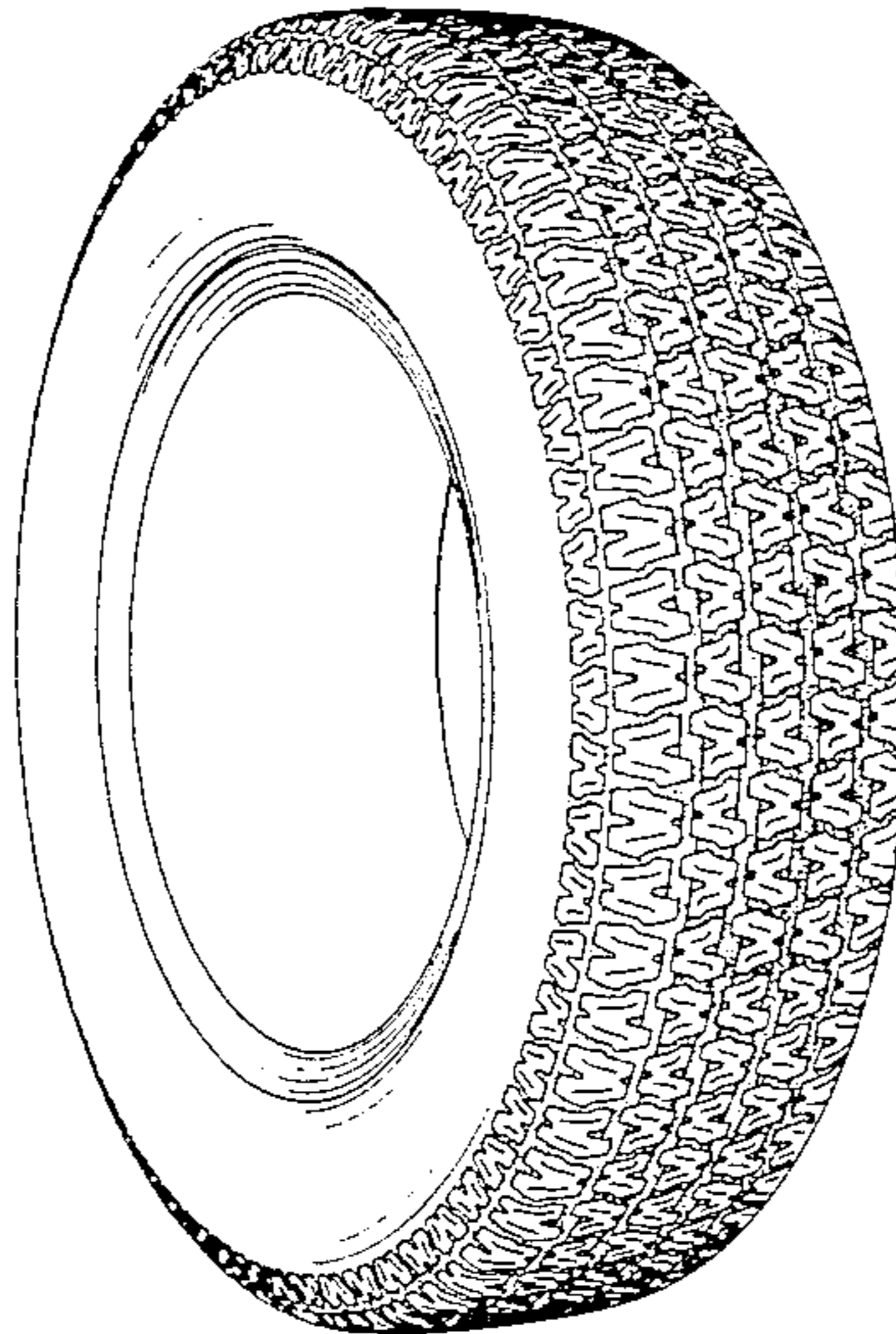


FIG. 1

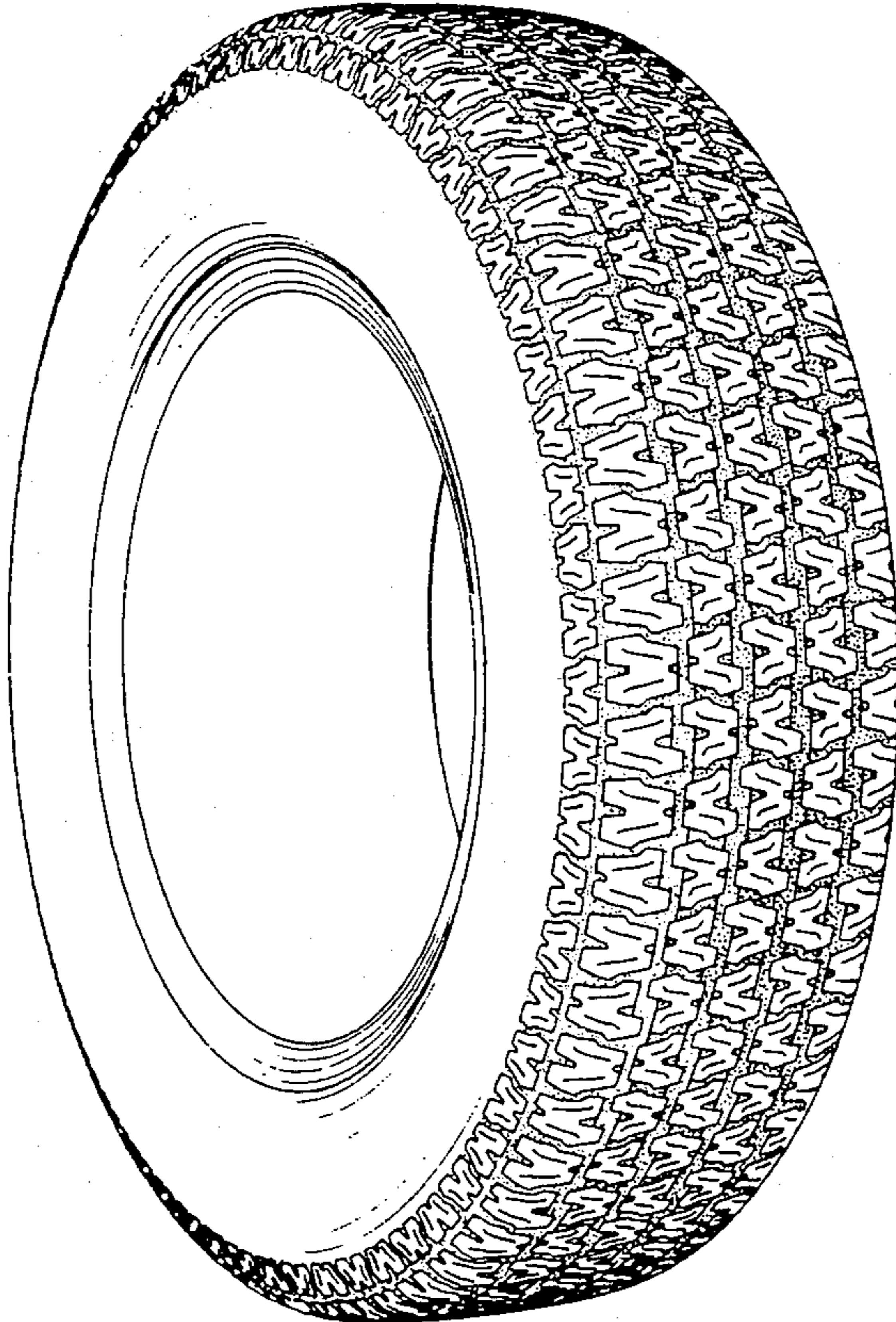


FIG. 2




FIG. 3

