

[54] THERMOMETER ASSEMBLY

[76] Inventors: David L. Fuller, 1110 Mountain Creek Trail, NW., Atlanta, Ga. 30328; Bryan T. Moss, 1060 Willeo Rd., Roswell, Ga. 30075; Joe H. Smith, 2903 Harcourt Dr., Decatur, Ga. 30083

[\*\*] Term: 14 Years

[21] Appl. No.: 548,981

[22] Filed: Nov. 7, 1983

[52] U.S. Cl. .... D10/57; D10/53

[58] Field of Search ..... D10/46, 52, 53, 57, D10/58, 60; D24/19; 374/100, 141, 158, 159, 161, 162, 209; 116/216

[56] References Cited

U.S. PATENT DOCUMENTS

- D. 114,899 5/1939 Lipic, Jr. .... D10/53
- D. 215,984 11/1969 Fattori ..... D24/19
- D. 277,938 3/1985 Knute ..... D10/60

- 2,690,745 10/1954 Govan ..... D24/19 X
- 2,723,661 11/1955 Hull ..... D24/19 X
- 3,580,079 5/1971 Crites et al. .... 374/162 X
- 3,633,425 1/1972 Sanford ..... 374/162
- 4,341,992 7/1982 Goldstein ..... 374/158 X


Primary Examiner—Louis S. Zarfes  
Attorney, Agent, or Firm—B. J. Powell

[57] CLAIM

The ornamental design for a thermometer assembly, substantially as shown and described.

DESCRIPTION

FIG. 1 is a front elevational view of a thermometer assembly embodying our new design;  
 FIG. 2 is a side elevational view of the thermometer assembly seen in FIG. 1, the opposite side being a mirror image thereof;  
 FIG. 3 is a rear elevational view of the thermometer assembly seen in FIG. 1;  
 FIG. 4 is a left end elevational view of the thermometer assembly of FIG. 1; and  
 FIG. 5 is a right end elevational view of the thermometer assembly of FIG. 1.

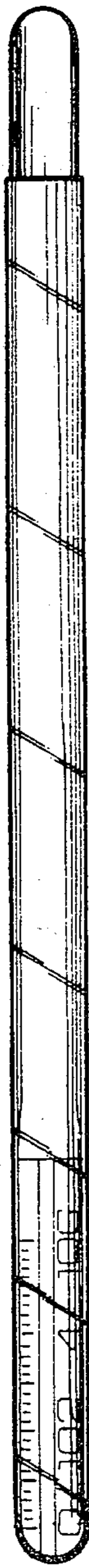




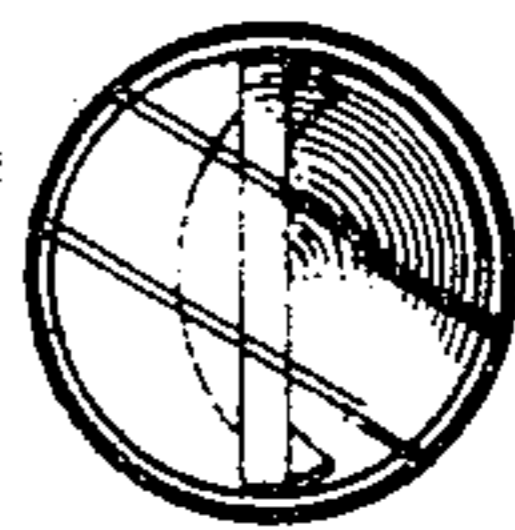
**FIG 1**



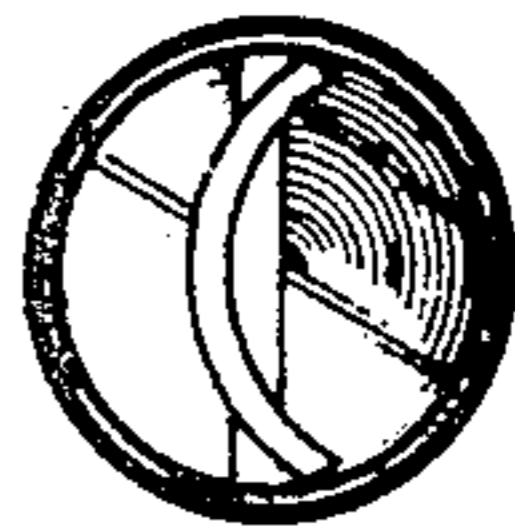
**FIG 2**



**FIG 3**



**FIG 4**



**FIG 5**