

[54] **COMBINED FLUORESCENT LANTERN
AND SPOTLIGHT**

[75] **Inventor: John S. Yuen, Kowloon, Hong Kong**

[73] **Assignee: John Manufacturing Limited, Hong
Kong, Hong Kong**

[**] **Term: 14 Years**

[21] **Appl. No.: 498,558**

[22] **Filed: May 26, 1983**

[30] **Foreign Application Priority Data**

Feb. 17, 1983 [GB] United Kingdom 1011487
[52] **U.S. Cl. D26/42**
[58] **Field of Search D26/37-50;**
362/157, 158, 183-208

[56] **References Cited**

U.S. PATENT DOCUMENTS

D. 267,514 1/1983 Leung D26/37

OTHER PUBLICATIONS

Hong Kong Enterprise, vol. 8, 1981, p. 17, Fluorescent
Lantern #1129.

Primary Examiner—Susan J. Lucas

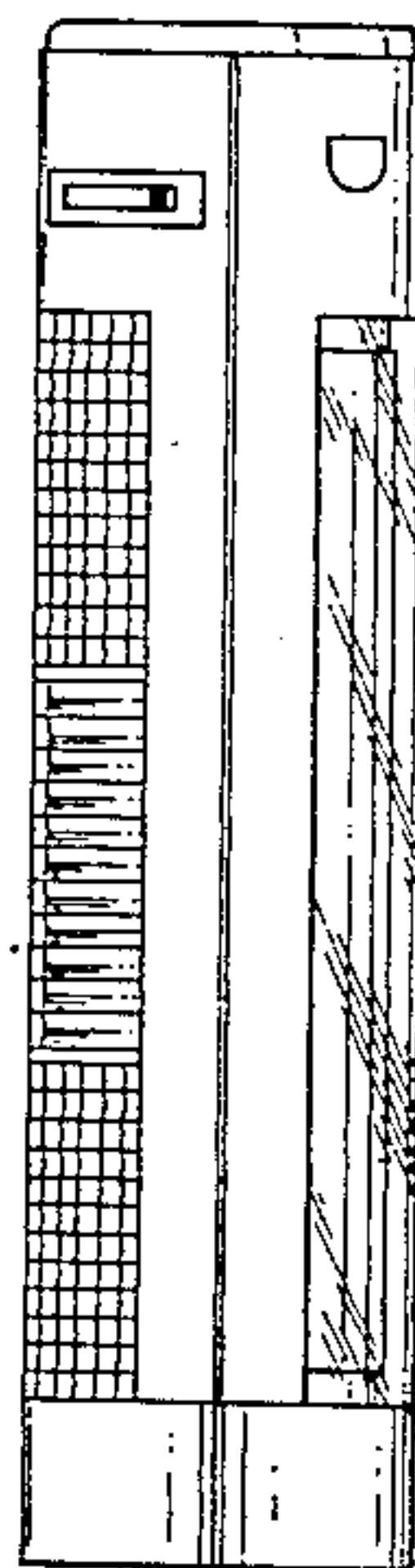

Attorney, Agent, or Firm—Beall Law Offices

[57] **CLAIM**

The ornamental design for a combined fluorescent lan-
tern and spotlight, substantially as shown and described.

DESCRIPTION

FIG. 1 is a front elevational view of a combined fluo-
rescent lantern and spotlight showing my new design;
FIG. 2 is a top plan view thereof;
FIG. 3 is a side elevational view thereof;
FIG. 4 is a rear elevational view thereof;
FIG. 5 is a bottom plan view thereof; and
FIG. 6 is an opposite side elevational view thereof.



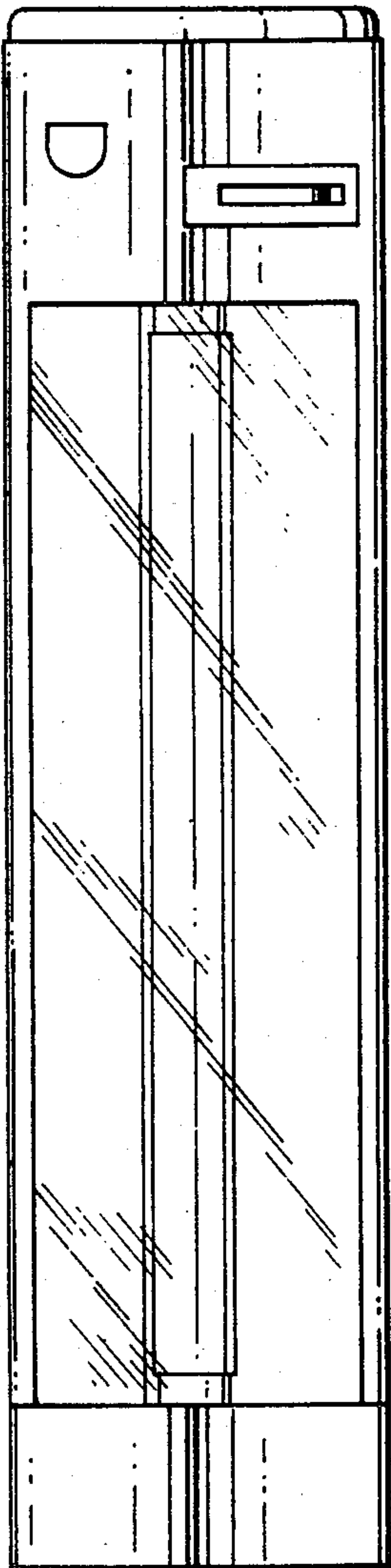


FIG. 1.

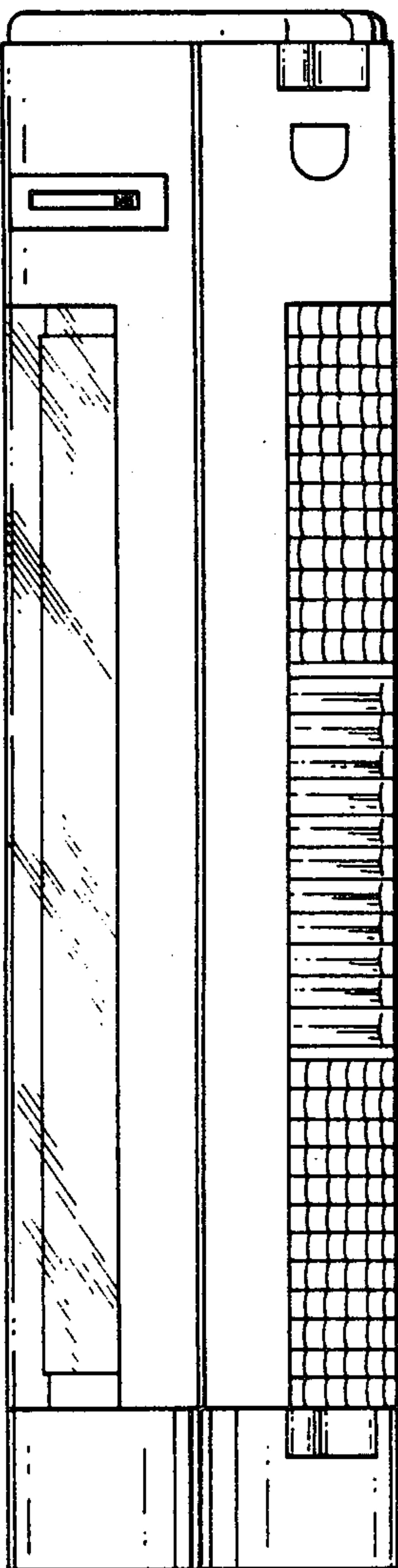


FIG. 3.




FIG. 2.

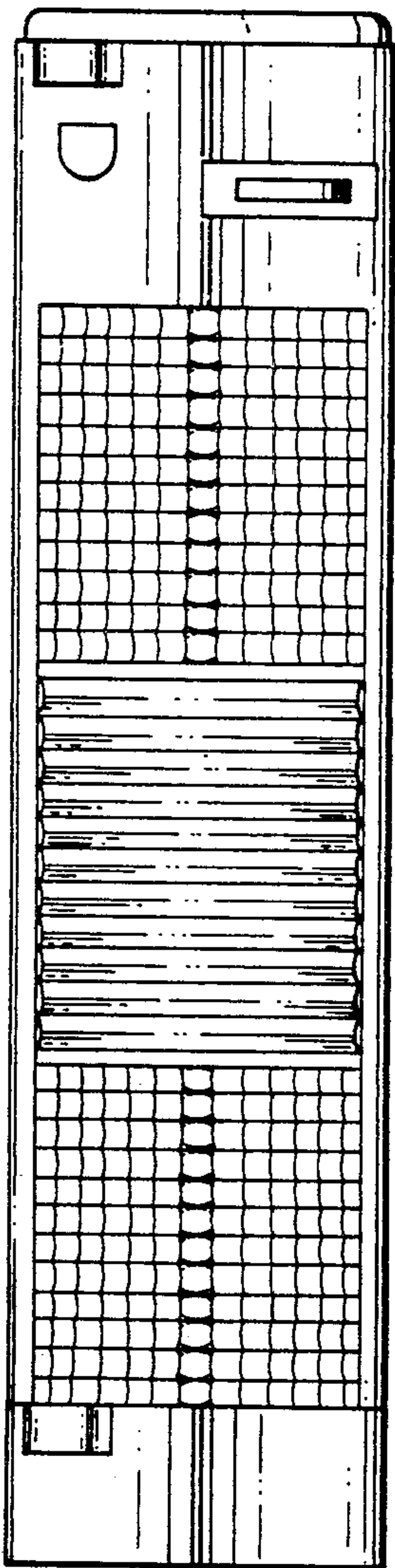


FIG. 4.

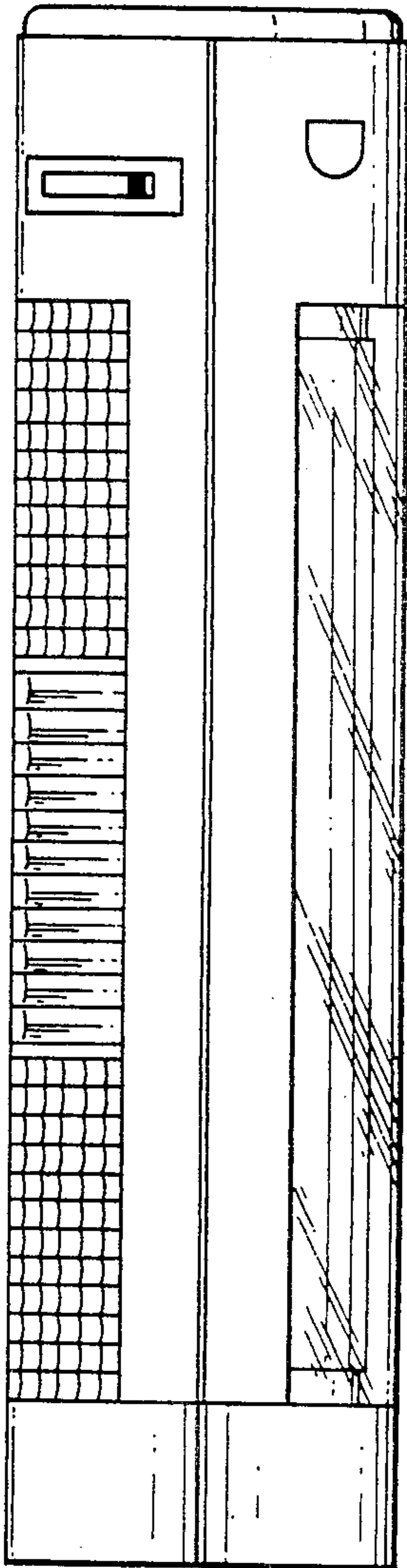


FIG. 6.




FIG. 5.