

[54] SURGICAL KNIFE HANDLE

[75] Inventors: Friedrich W. Schmidt, Ephrata;
Lester W. Moll, Wyomissing Hills,
both of Pa.

[73] Assignee: Sharpoint Inc., Reading, Pa.

[**] Term: 14 Years

[21] Appl. No.: 452,741

[22] Filed: Dec. 23, 1982

[52] U.S. Cl. D24/30

[58] Field of Search D24/28, 30; D8/83, 98,
D8/107; 128/305; 30/294, 314, 338, 339, 356

[56] References Cited

U.S. PATENT DOCUMENTS

4,446,866 5/1984 Davison D24/30 X

OTHER PUBLICATIONS

Advertisement, Edward Weck and Company, Inc.,
P.O. Box 12600, Research Triangle Park, N.C. 27709.

Advertisement, Medical Workshop USA, 2190 S.E.
17th St., Ft. Lauderdale, FL 33316.

Blade Chart Advertisement (2 sheets), Rudolph Beaver,
Inc., 411 Waverley Oaks Road, Waltham, MA 02154.

Advertisement, Beaver, Inc., 411 Waverley Oaks Road,
Waltham, MA 02154.

Advertisement, Storz Instrument Co., 3365 Tree Court
Industrial Blvd., St. Louis, MO 63122.

Advertisement (4 sheets), Grieshaber & Company, 1054
Trenton Road, Fallsington, PA 19054.

Primary Examiner—A. Hugo Word

Assistant Examiner—Stella M. Reid

Attorney, Agent, or Firm—Synnestvedt & Lechner

[57] CLAIM

The ornamental design for a surgical knife handle or
similar article, as shown and described.

DESCRIPTION

FIG. 1 is a front elevational view of a surgical knife
handle showing our new design; the handle being
shown in solid lines and the blade portion being shown
in dotted lines;

FIG. 2 is a top plan view of the FIG. 1 embodiment;

FIG. 3 is a cross-sectional view taken along line 3—3 of
FIG. 1;

FIG. 4 is a cross-sectional view taken along line 4—4 of
FIG. 1;

FIG. 5 is an enlarged elevational view taken from the
right of FIG. 1;

FIG. 6 is an enlarged fragmentary front view of the tip
section as seen in FIG. 1;

FIG. 7 is an enlarged fragmentary top view of the tip
section as seen in FIG. 2.

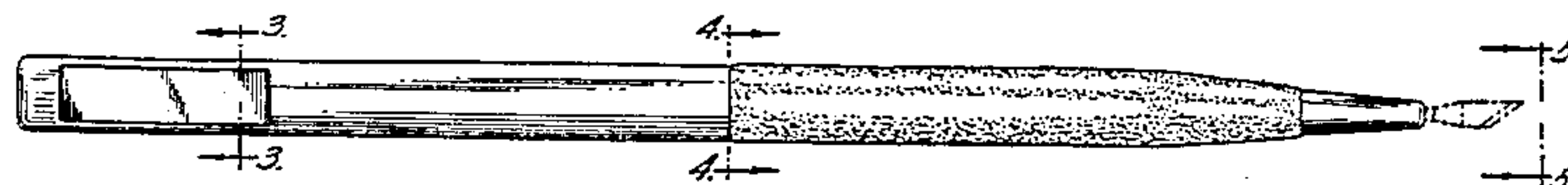


FIG. 2

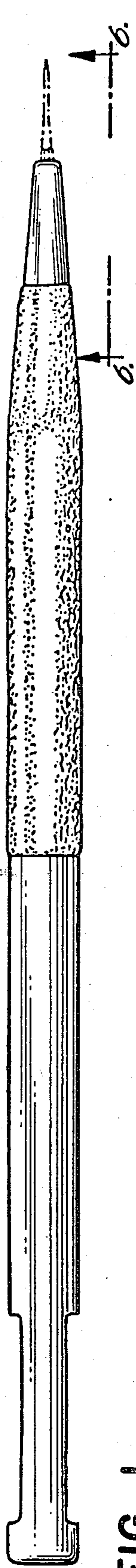


FIG. 1

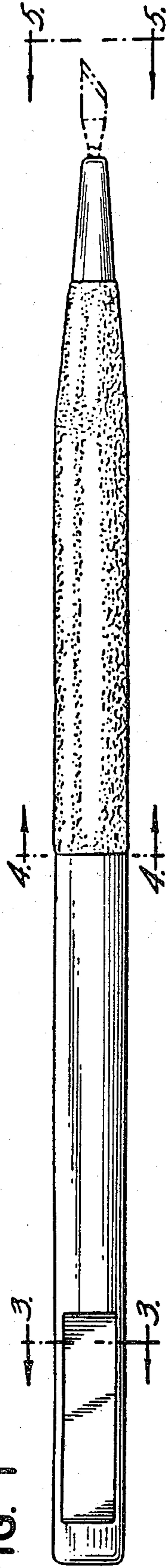


FIG. 3

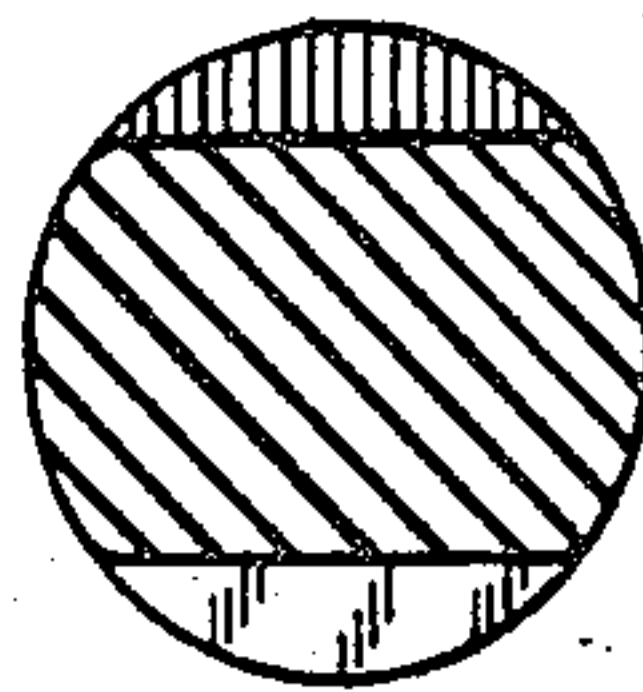


FIG. 4

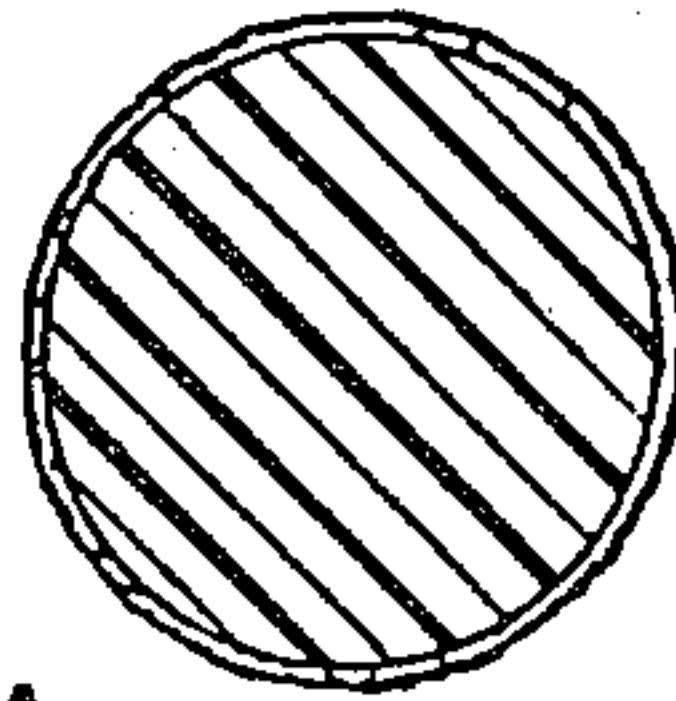


FIG. 5

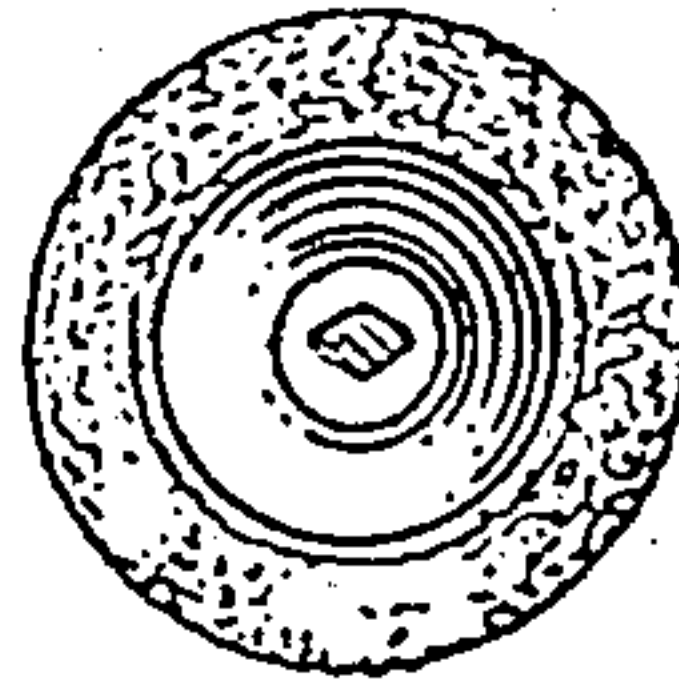


FIG. 6

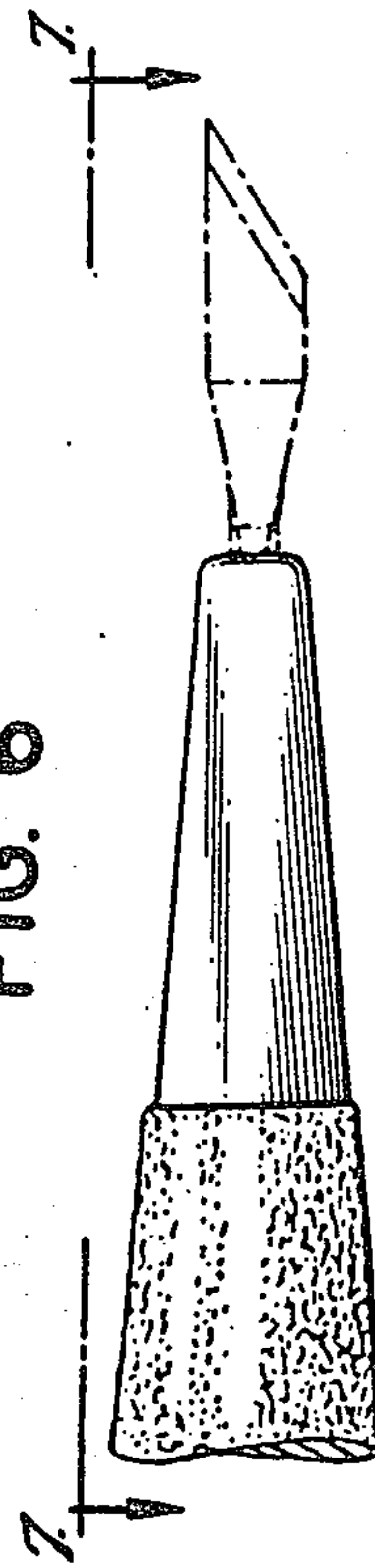


FIG. 7

