

[54] COMBINED RULER AND SOLAR CELL CALCULATOR

[76] Inventor: Robert S. K. Li, 2/F., Lee Kee Commercial Bldg., 233 Queen's Rd. Central, Hong Kong

[\*\*] Term: 14 Years

[21] Appl. No.: 519,556

[22] Filed: Aug. 2, 1983

[30] Foreign Application Priority Data

May 20, 1983 [GB] United Kingdom ..... 1013165

[52] U.S. Cl. .... D18/2; D10/2; D10/71; D10/15; D18/7

[58] Field of Search ..... D10/2, 15, 71; 368/10; 200/5 A, 159 B; D18/2, 7-8, 11-12; 33/125 A, 484-485; 364/562, 706-710

[56] References Cited

U.S. PATENT DOCUMENTS

D. 201,300 6/1965 Seely ..... D10/71

D. 271,025	10/1983	Li	.....	D18/2
D. 279,381	6/1985	Leung	.....	D10/2 X
1,334,145	3/1920	Eaton	.....	D10/71
4,158,229	6/1979	Woo	.....	33/125 A X
4,282,571	8/1981	Giovannoli	.....	33/125 A X
4,382,280	5/1983	Mandel	.....	364/710 X
4,404,643	9/1983	Ojima	.....	364/708 X
4,530,068	7/1985	Nakanishi	.....	364/706 X

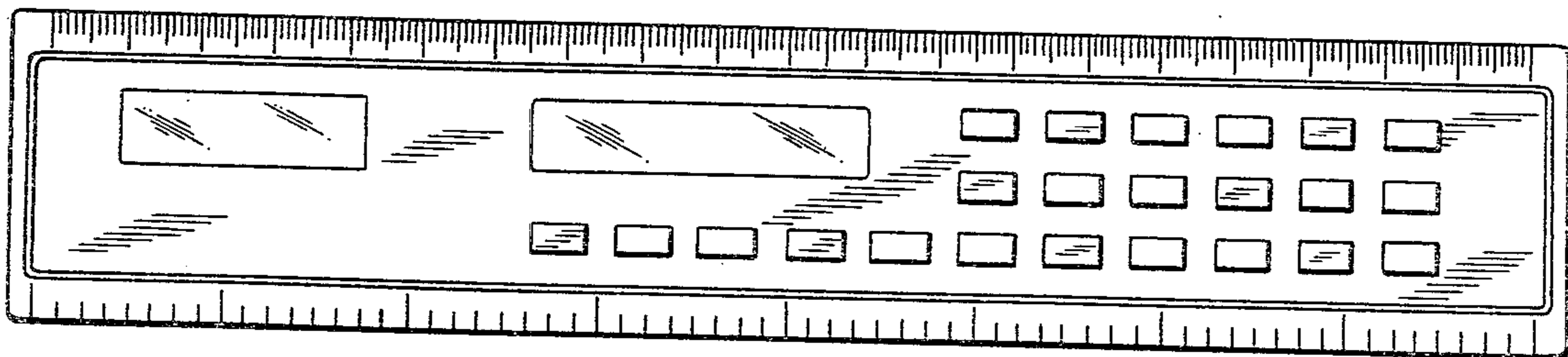
Primary Examiner—Nelson C. Holtje  
Attorney, Agent, or Firm—Ladas & Parry

[57] CLAIM

The ornamental design for a combined ruler and solar cell calculator, as shown and described.

DESCRIPTION

FIG. 1 is a top plan view of a combined ruler and solar cell calculator, showing my new design;  
FIG. 2 is a bottom plan view thereof;  
FIG. 3 is a front elevational view thereof, the rear being substantially a mirror image thereto;  
FIG. 4 is a right end elevational view thereof;  
FIG. 5 is a left end elevational view thereof.



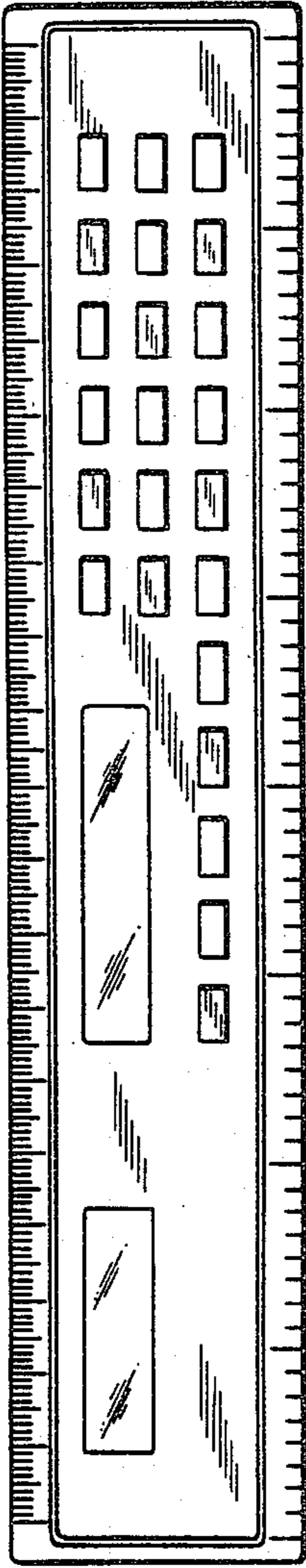


Fig. 1

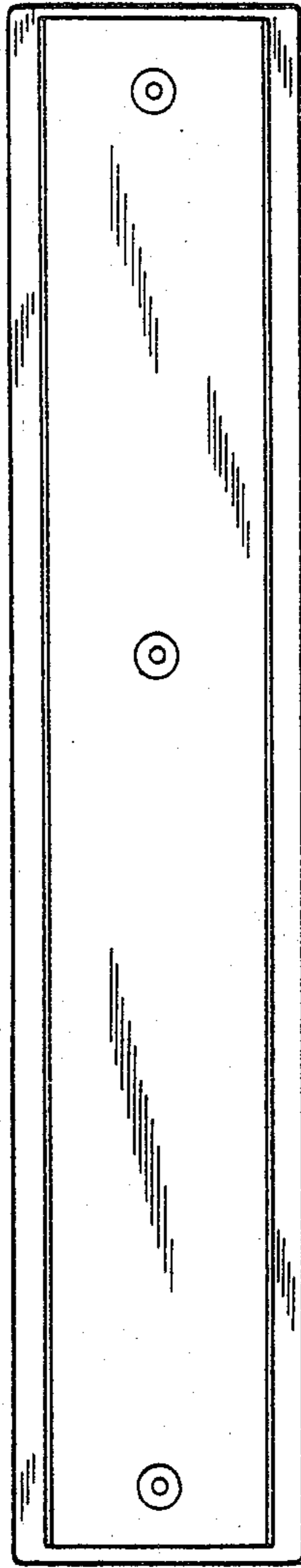


Fig. 2



Fig. 3



Fig. 5



Fig. 4