

[54] TELEPHONE

[75] Inventors: Masato Shibayama, Sayama; Takeshi Abe, Tokyo; Yoshifumi Asakawa, Yokosuka; Seiji Kinoshita; Kazuhisa Ogawa, both of Yokohama, all of Japan

[73] Assignee: Hitachi, Ltd., Tokyo, Japan

[\*\*] Term: 14 Years

[21] Appl. No.: 524,250

[22] Filed: Aug. 18, 1983

Related U.S. Application Data

[63] Continuation-in-part of Ser. No. 343,596, Jan. 28, 1982, Pat. No. Des. 273,784.

[30] Foreign Application Priority Data

Feb. 25, 1983 [JP] Japan ..... 58-7631

[52] U.S. Cl. .... D14/53; D14/60; D14/64; D14/56

[58] Field of Search ..... D14/52, 53, 56, 64, D14/57, 58, 60, 61, 62, 63, 64; 179/179, 178, 23 A, 100 R, 100 C, 100 D, 101, 102, 103

[56] References Cited

U.S. PATENT DOCUMENTS

D. 246,043	10/1977	Taylor .....	D14/53
D. 246,103	10/1977	Taylor .....	D14/53
D. 247,491	3/1978	Fukushima et al. ....	D14/64
D. 267,317	12/1982	Fukushima et al. ....	D14/53
D. 270,248	8/1983	Fukushima et al. ....	D14/53
D. 270,835	10/1983	Taylor .....	D14/64
D. 271,491	11/1983	Taylor .....	D14/52
D. 273,784	5/1984	Shibayama et al. ....	D14/56
D. 277,377	1/1985	Tarao et al. ....	D14/53
4,472,606	9/1984	Krolopp et al. ....	179/178

Primary Examiner—Wallace R. Burke  
Assistant Examiner—Horace B. Fay  
Attorney, Agent, or Firm—Antonelli, Terry & Wands

[57] CLAIM

The ornamental design for a telephone, as shown and described.

DESCRIPTION

FIG. 1 is a top plan view of a telephone showing our new design;  
FIG. 2 is a bottom plan view thereof;  
FIG. 3 is a front elevational view thereof;  
FIG. 4 is a rear elevational view thereof;  
FIG. 5 is a right side elevational view thereof;  
FIG. 6 is a left side elevational view thereof; and  
FIG. 7 is a left side, top and front perspective view thereof, with the handset removed from the cradle for clarity of illustration.

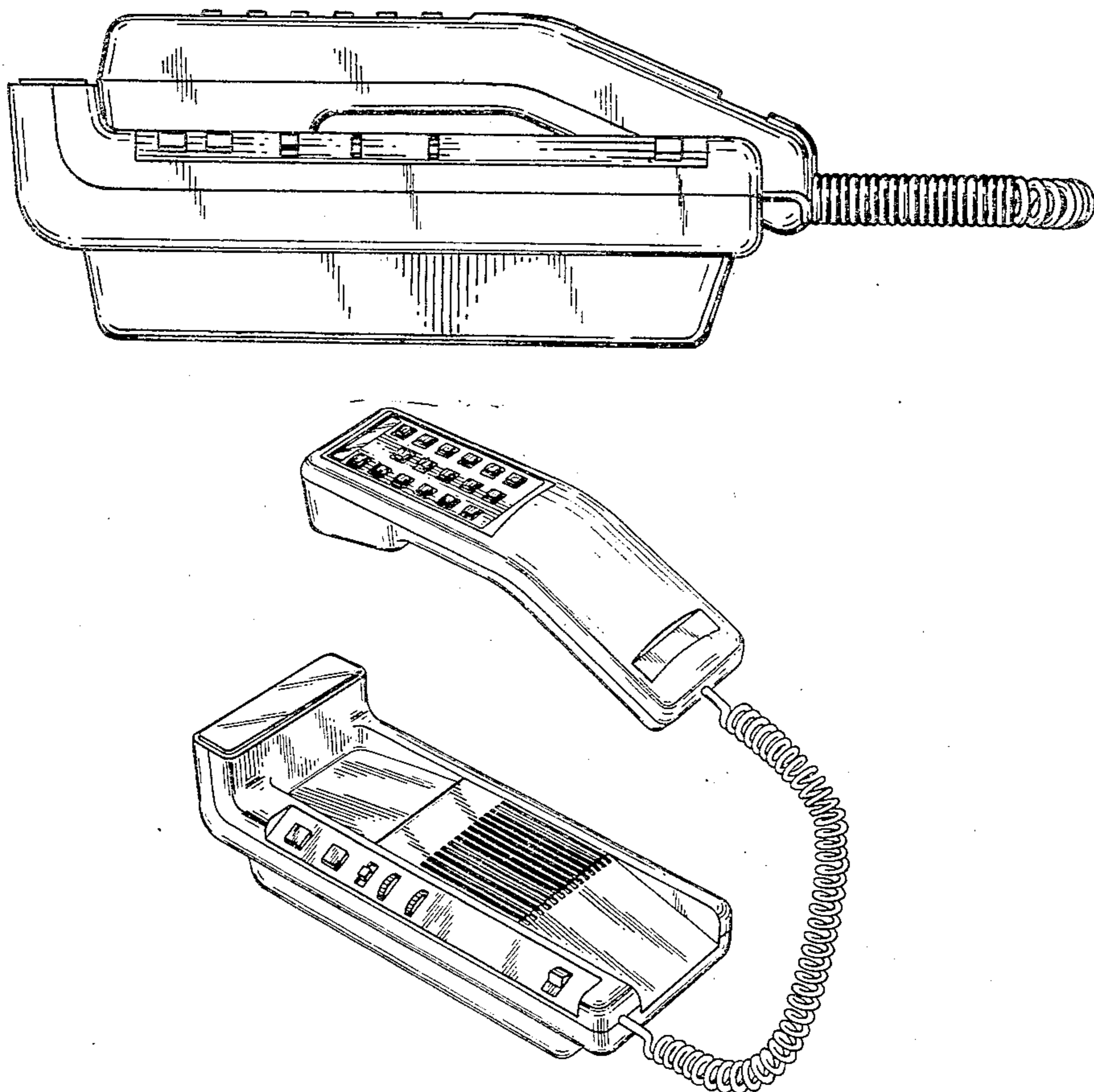


FIG. 1




FIG. 2

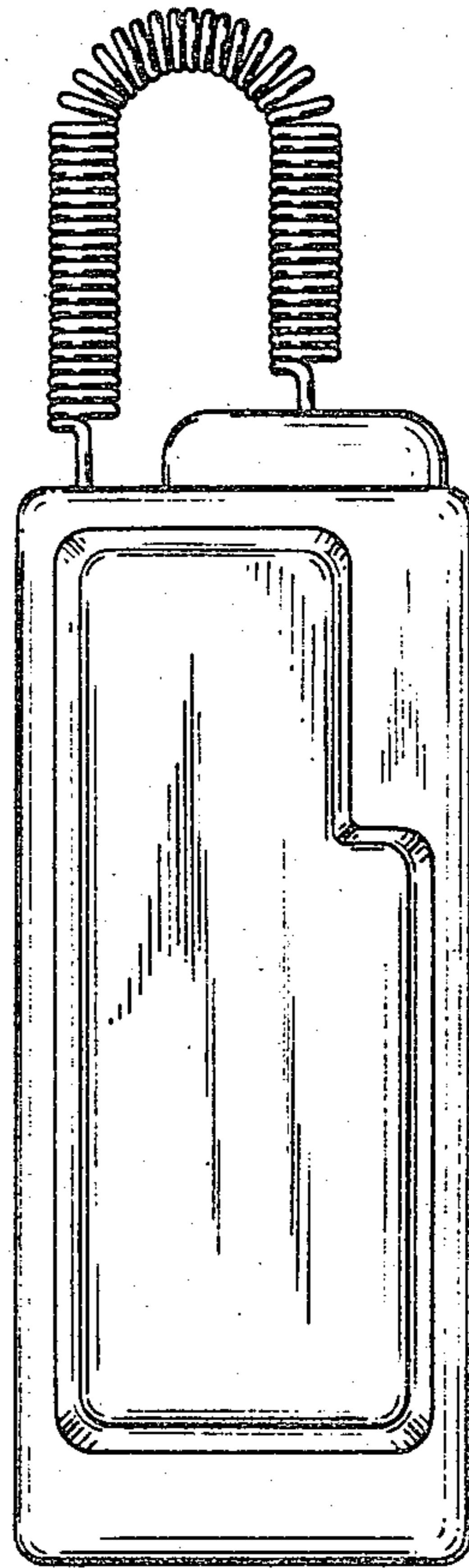


FIG. 3

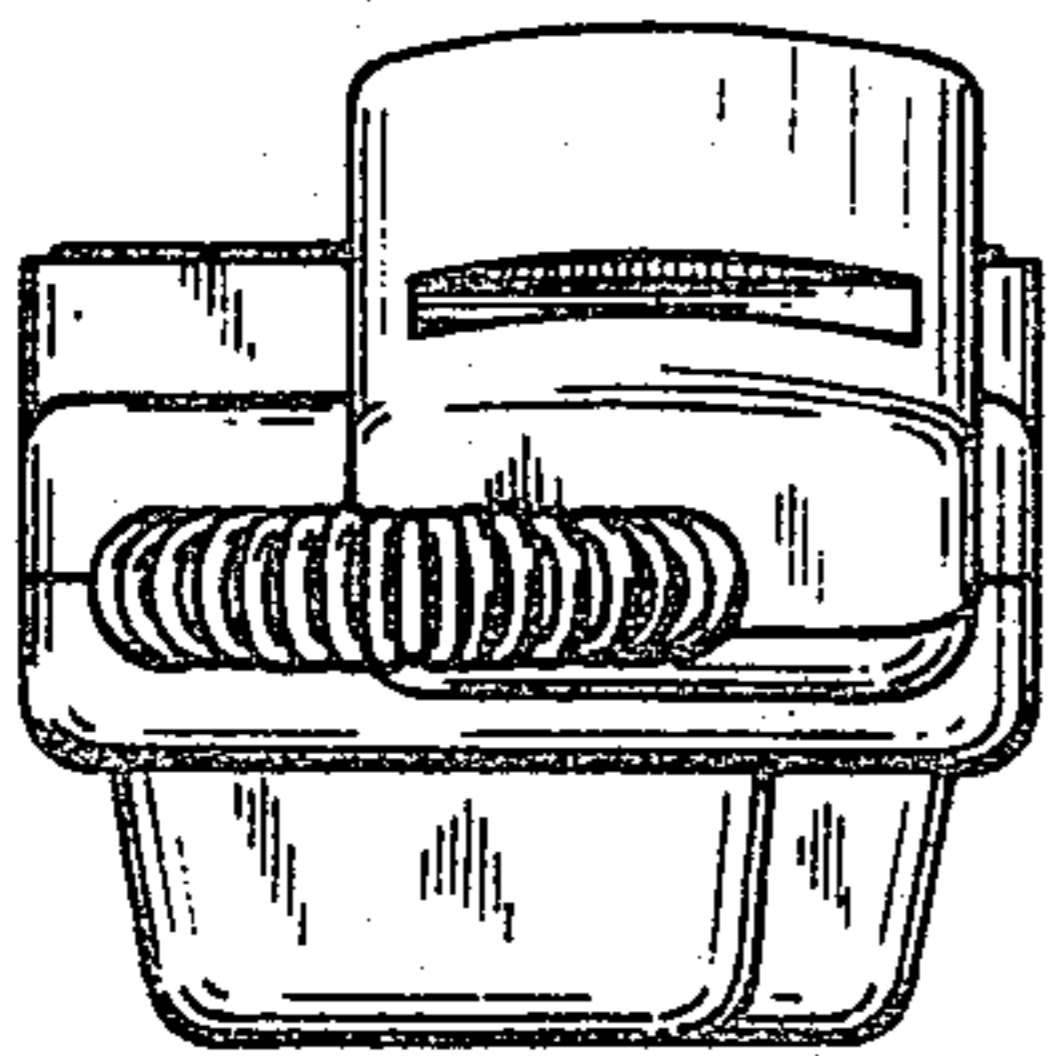


FIG. 4

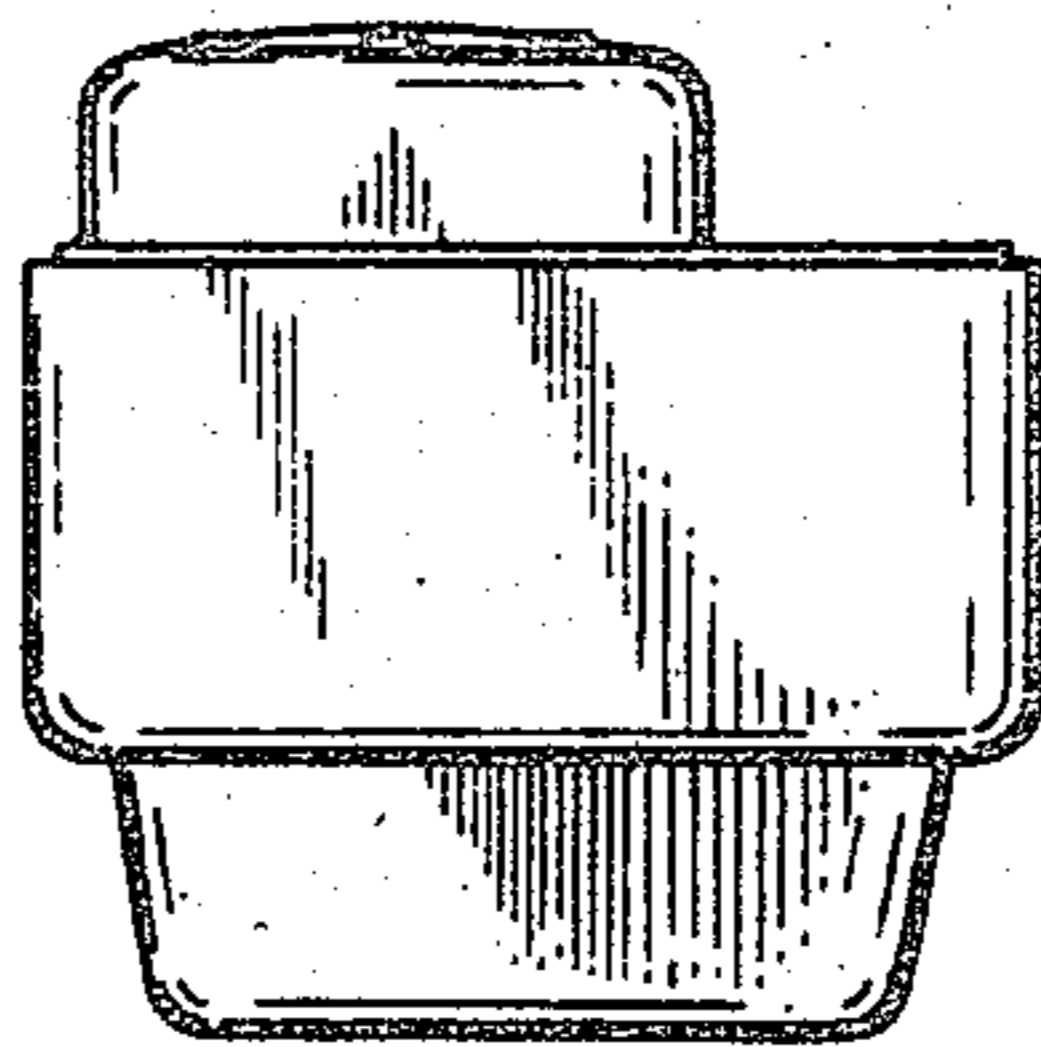


FIG. 5

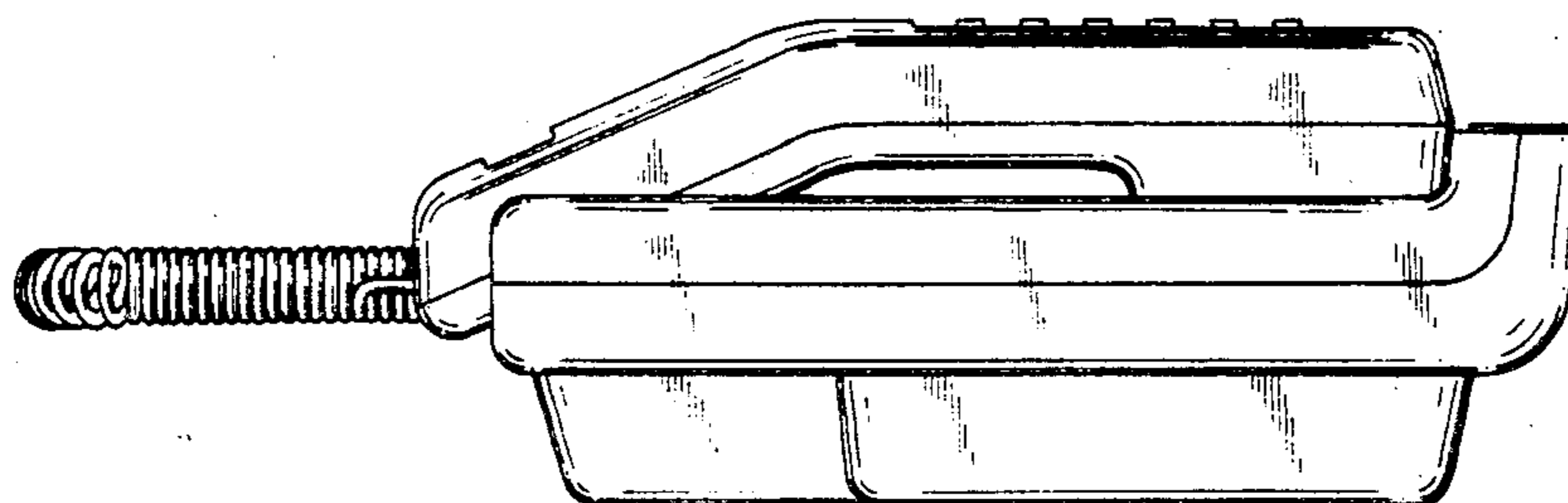


FIG. 6

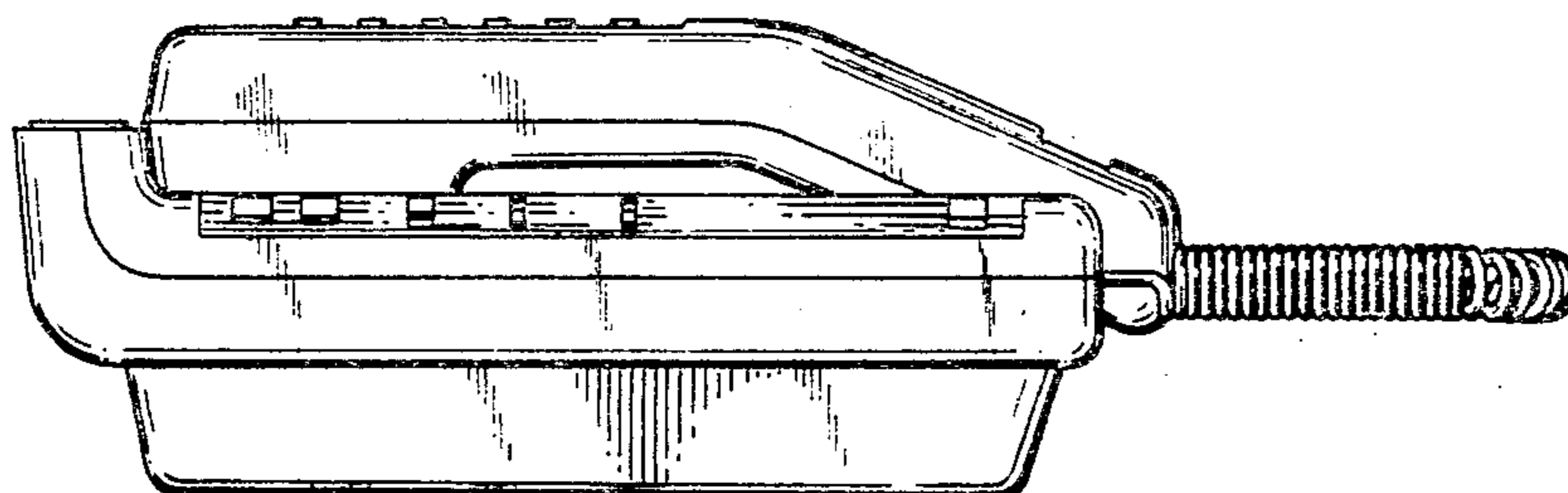


FIG. 7

