

[54] **COMBINED RULER AND CLOCK**

[76] **Inventor:** Robert S. K. Li, 2/F., Lee Kee
Commercial Bldg. 233 Queen's Rd.
Central, Hong Kong, Hong Kong

[**] **Term:** 14 Years

[21] **Appl. No.:** 520,114

[22] **Filed:** Aug. 3, 1983

[30] **Foreign Application Priority Data**

May 20, 1983 [GB] United Kingdom 831013163

[52] **U.S. Cl.** D10/2; D10/15;
D10/71

[58] **Field of Search** D10/2, 15, 171; D18/2,
D18/7-8, 11-12; 368/10; 200/51 A, 155 B;
33/125 A, 484-485; 364/562, 706-710

[56] **References Cited**

U.S. PATENT DOCUMENTS

D. 201,300 6/1965 Seely D10/71
D. 271,025 10/1983 Li D18/2
1,334,145 3/1920 Eaton D10/71 X
4,282,571 8/1981 Giovannoli 33/125 A X

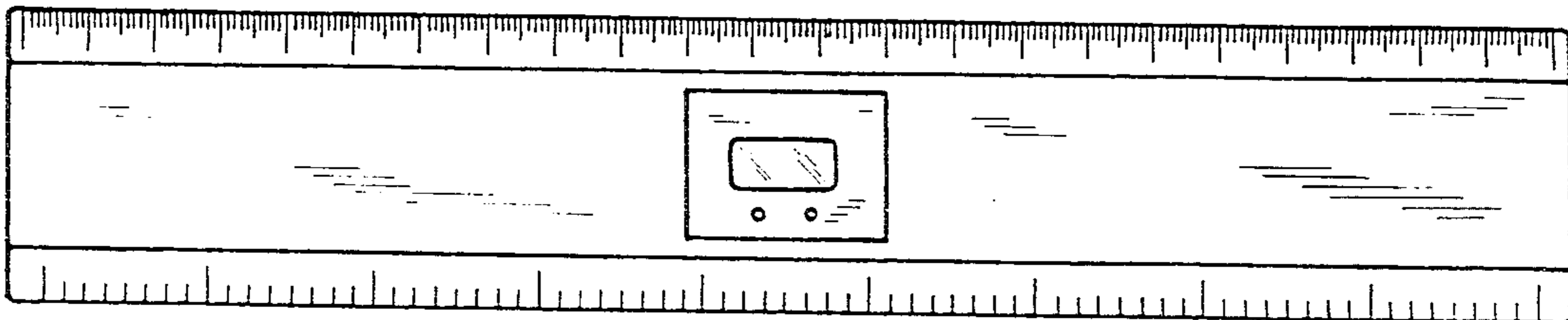
Primary Examiner—Nelson C. Holtje
Attorney, Agent, or Firm—Ladas & Parry

[57] **CLAIM**

The ornamental design for a combined ruler and clock,
as shown and described.

DESCRIPTION

FIG. 1 is a top plan view of a combined ruler and clock,
showing my new design;
FIG. 2 is a bottom plan view thereof;
FIG. 3 is a front elevational view thereof, the rear being
substantially a mirror image thereto;
FIG. 4 is a right end elevational view thereof;
FIG. 5 is a left end elevational view thereof.



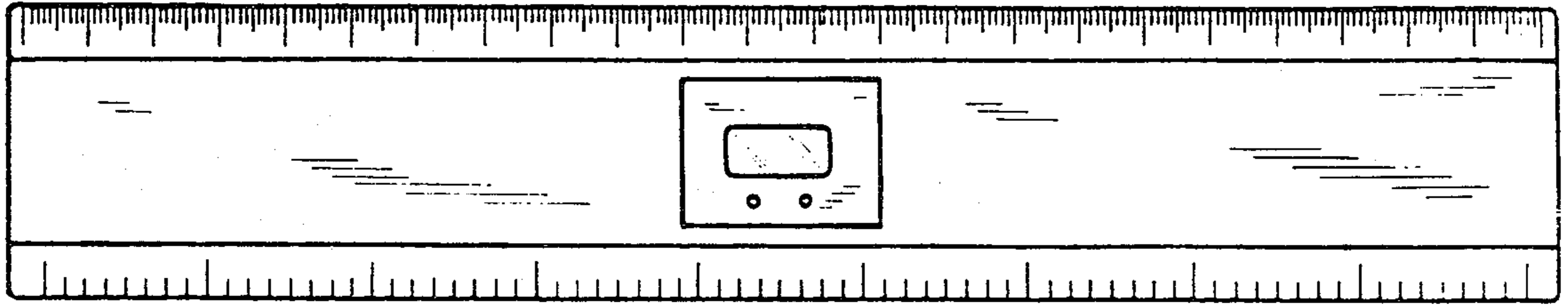


FIG. 1

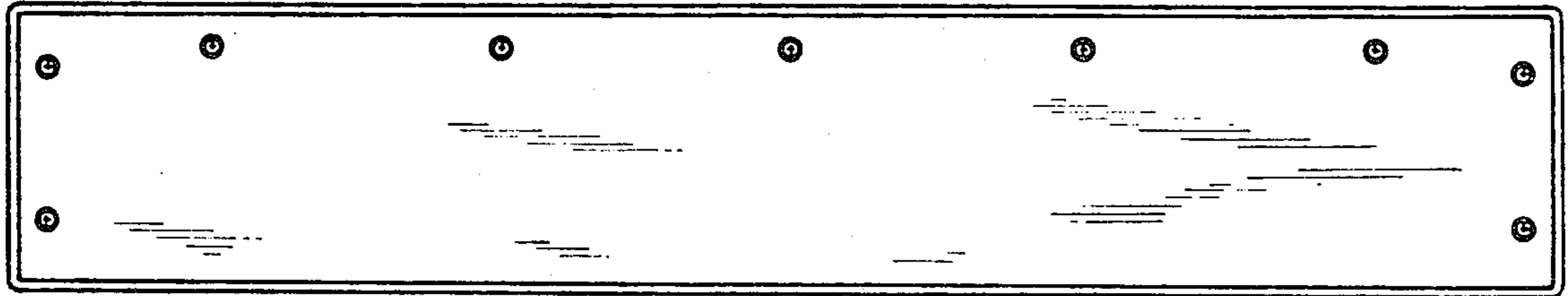


FIG. 2




FIG. 3



FIG. 4



FIG. 5