

- [54] **CONDIMENT SHAKER OR THE LIKE**
- [75] Inventors: **James B. Swett**, Altamonte Springs, Fla.; **Erik Herlow**, Gothersgade, Denmark; **Robert H. C. M. Daenen**, Blakmeers, Belgium
- [73] Assignee: **Dart Industries Inc.**, Northbrook, Ill.
- [**] Term: **14 Years**
- [21] Appl. No.: **471,627**
- [22] Filed: **Mar. 3, 1983**
- [52] U.S. Cl. **D7/54**
- [58] Field of Search **D7/54, 52, 57, 51, 76, D7/55; D9/366, 402, 447, 450, 449; 220/306; 222/142.1-142.9, 480, 556, 575**

3,100,589	8/1963	Love, Jr.	D9/366
3,140,019	7/1964	Barr	222/556 X
3,381,859	5/1968	Yao et al.	222/142.4
3,412,890	11/1968	Rich	220/30
3,417,897	12/1968	Johnson	220/306

Primary Examiner—Bernard Ansher
Assistant Examiner—Linda Titolo
Attorney, Agent, or Firm—John A. Doninger

[57] **CLAIM**

The ornamental design for a condiment shaker or the like, as shown.

DESCRIPTION

FIG. 1 is a top perspective view of a condiment shaker or the like showing our new design;
 FIG. 2 is a bottom right side perspective view thereof;
 FIG. 3 is a bottom rear perspective view thereof;
 FIG. 4 is a left side elevational view thereof;
 FIG. 5 is a front elevational view thereof;
 FIG. 6 is a rear elevational view thereof;
 FIG. 7 is a top plan view thereof;
 FIG. 8 is a top perspective view thereof with the cover in an open position;
 FIG. 9 is an exploded top perspective view thereof, showing the bottom of the cover member.
 FIG. 10 is a top plan view thereof with the cover removed; and
 FIG. 11 is a top plan view thereof with the cover rotated to an alternate position.

[56] **References Cited**

U.S. PATENT DOCUMENTS

D. 54,244	12/1919	Corey	D9/364
D. 159,762	8/1950	Touhey et al.	D9/354
D. 173,652	12/1954	Gerson	D7/57
D. 200,977	4/1965	Baum	D9/366
D. 255,325	6/1980	Hoyt	D9/366
D. 263,120	2/1982	Fossella et al.	D9/366
D. 272,807	2/1984	Ruhl	D9/449
1,184,549	5/1916	McClung	222/142.6 X
1,208,189	12/1916	Miller	222/480 X
2,695,732	11/1954	Tupper	222/556
2,890,816	6/1959	Horland	222/142.9 X

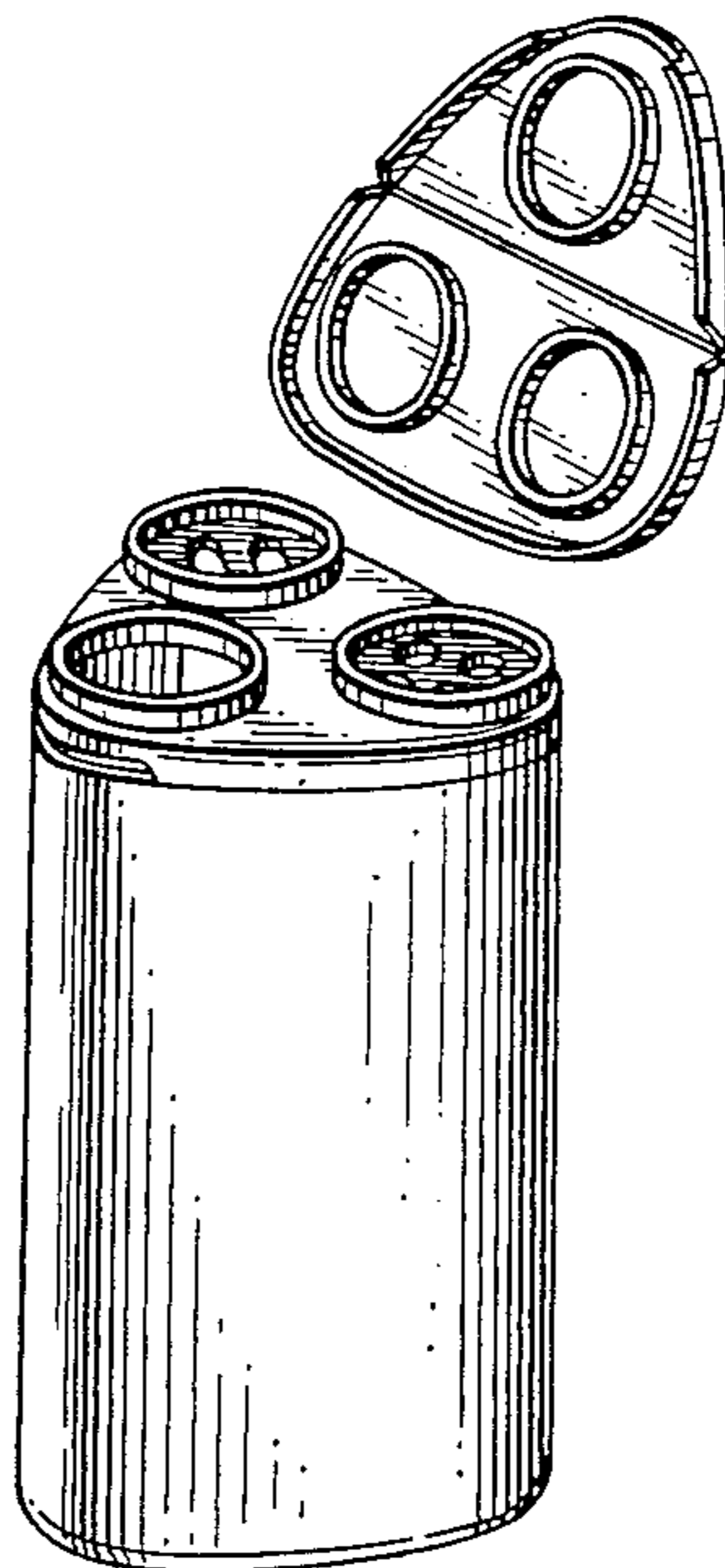


FIG. 1

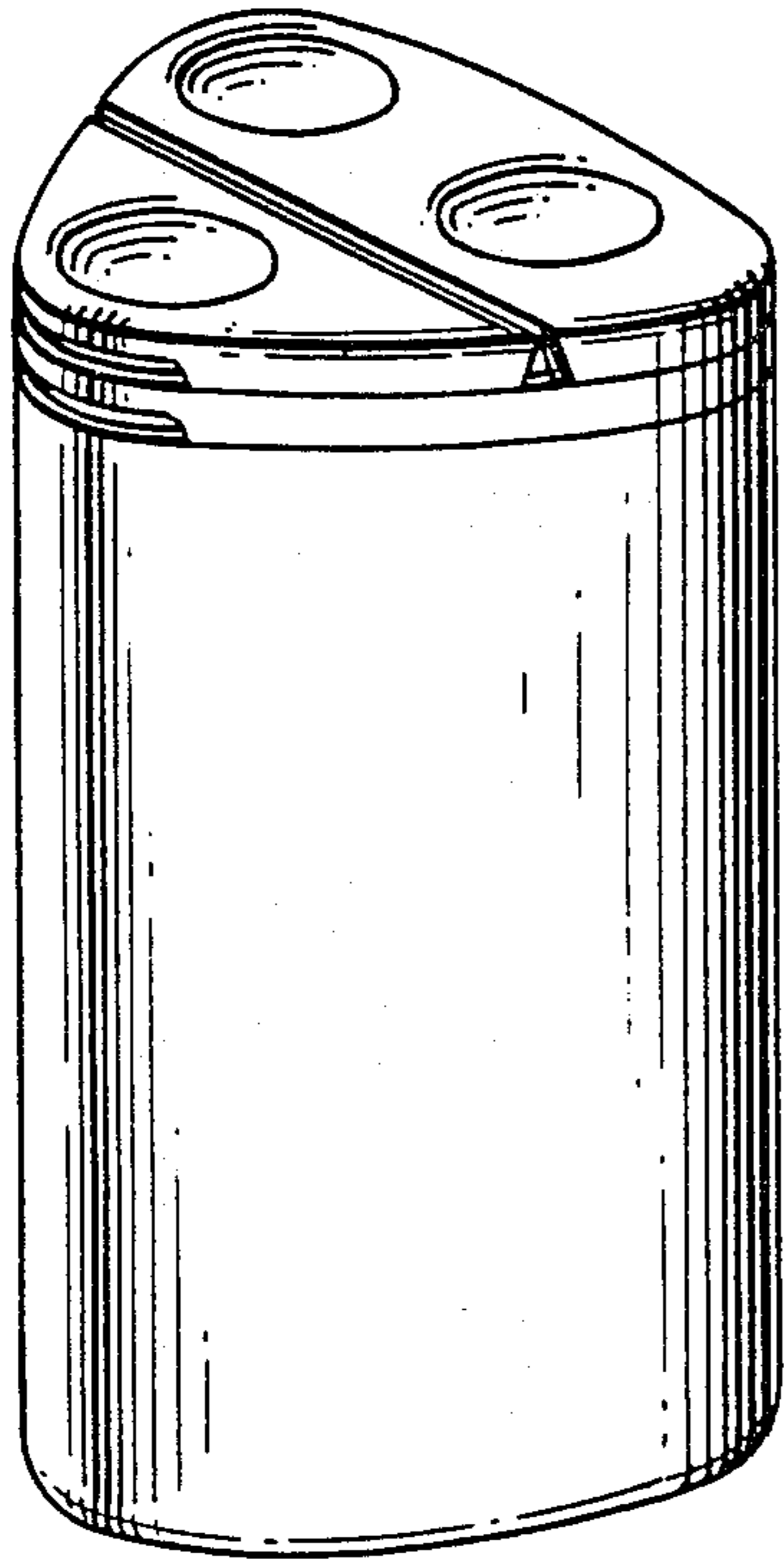


FIG. 2




FIG. 3




FIG. 4




FIG. 5




FIG. 6




FIG. 7

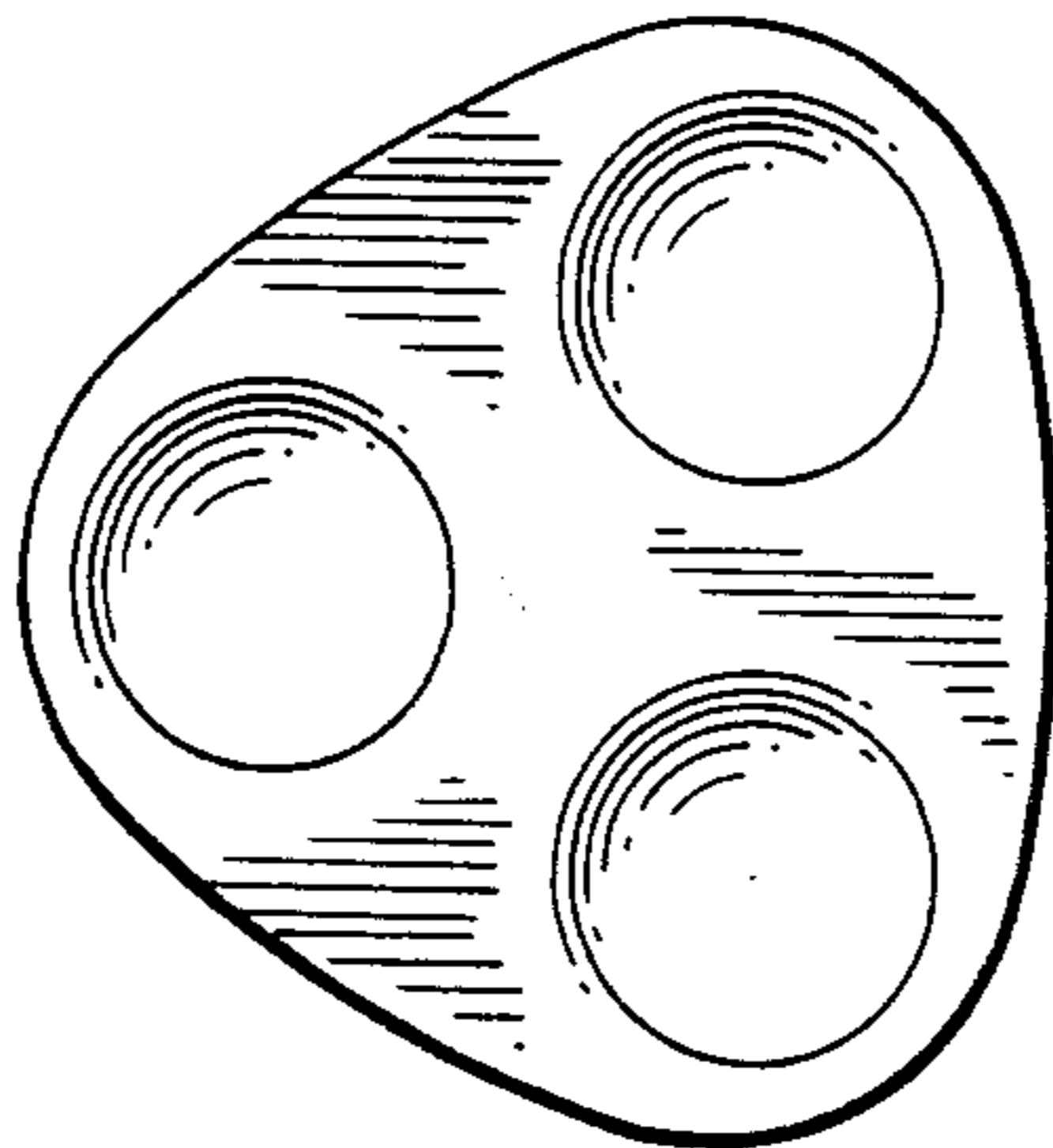


FIG. 8

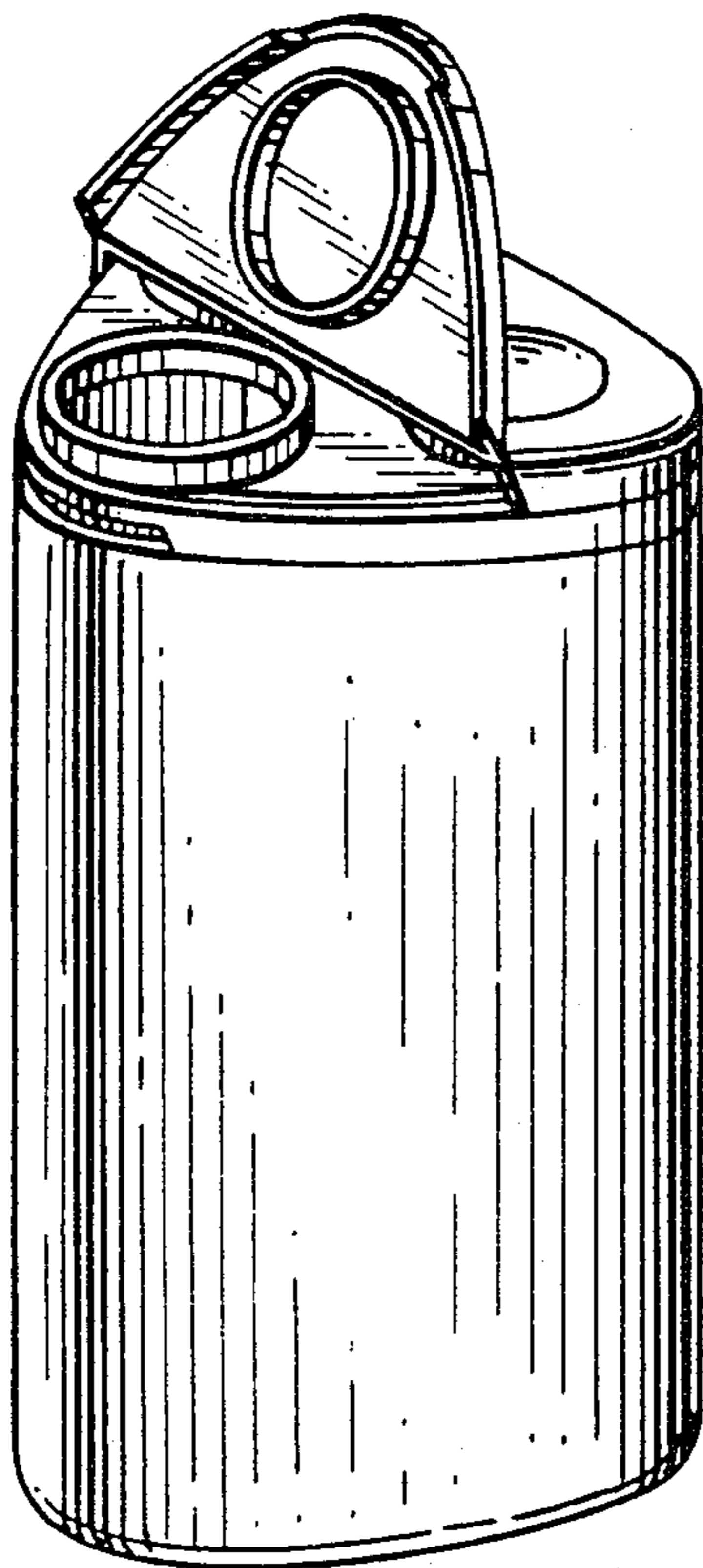


FIG. 9

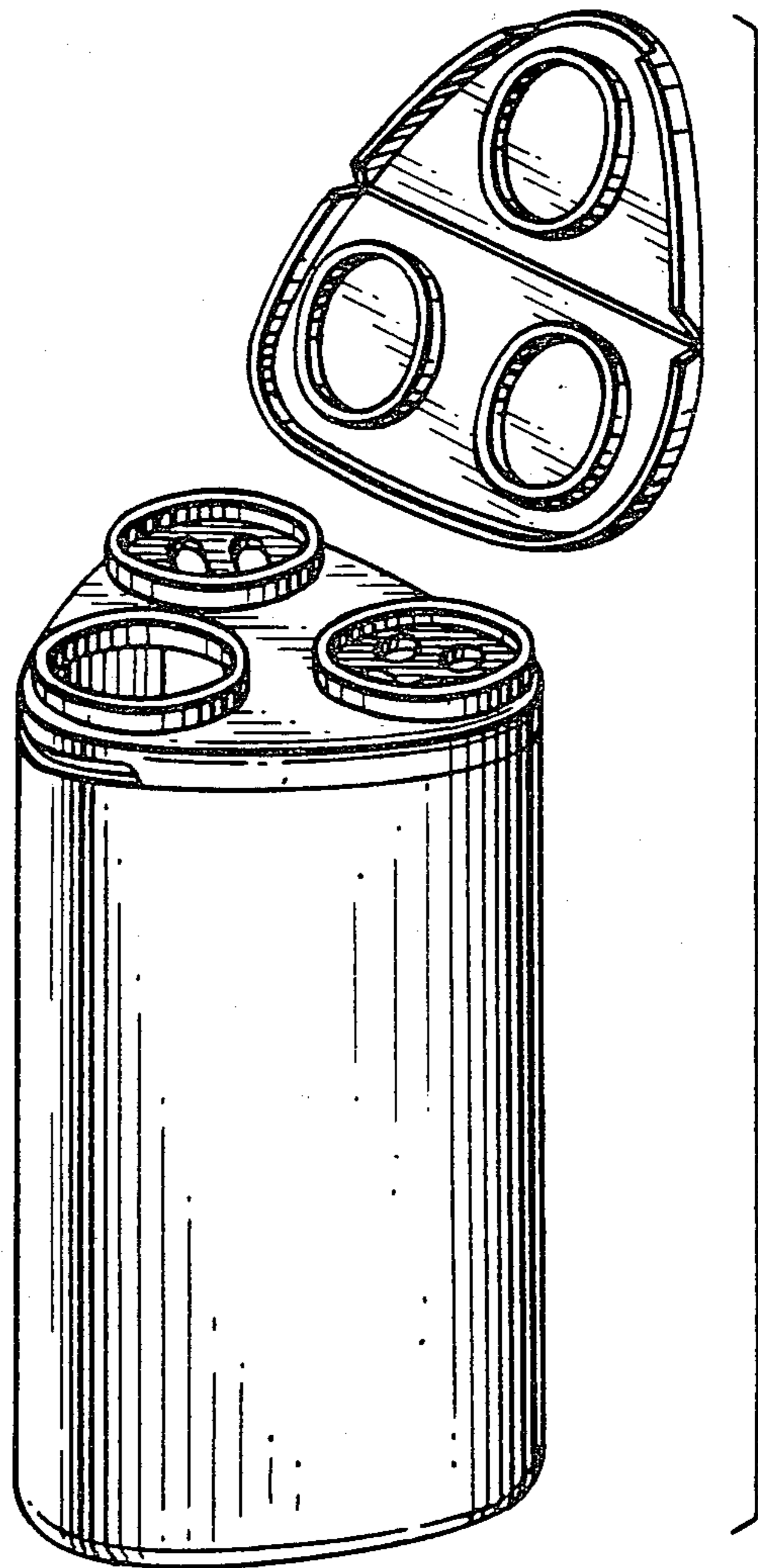


FIG. 11

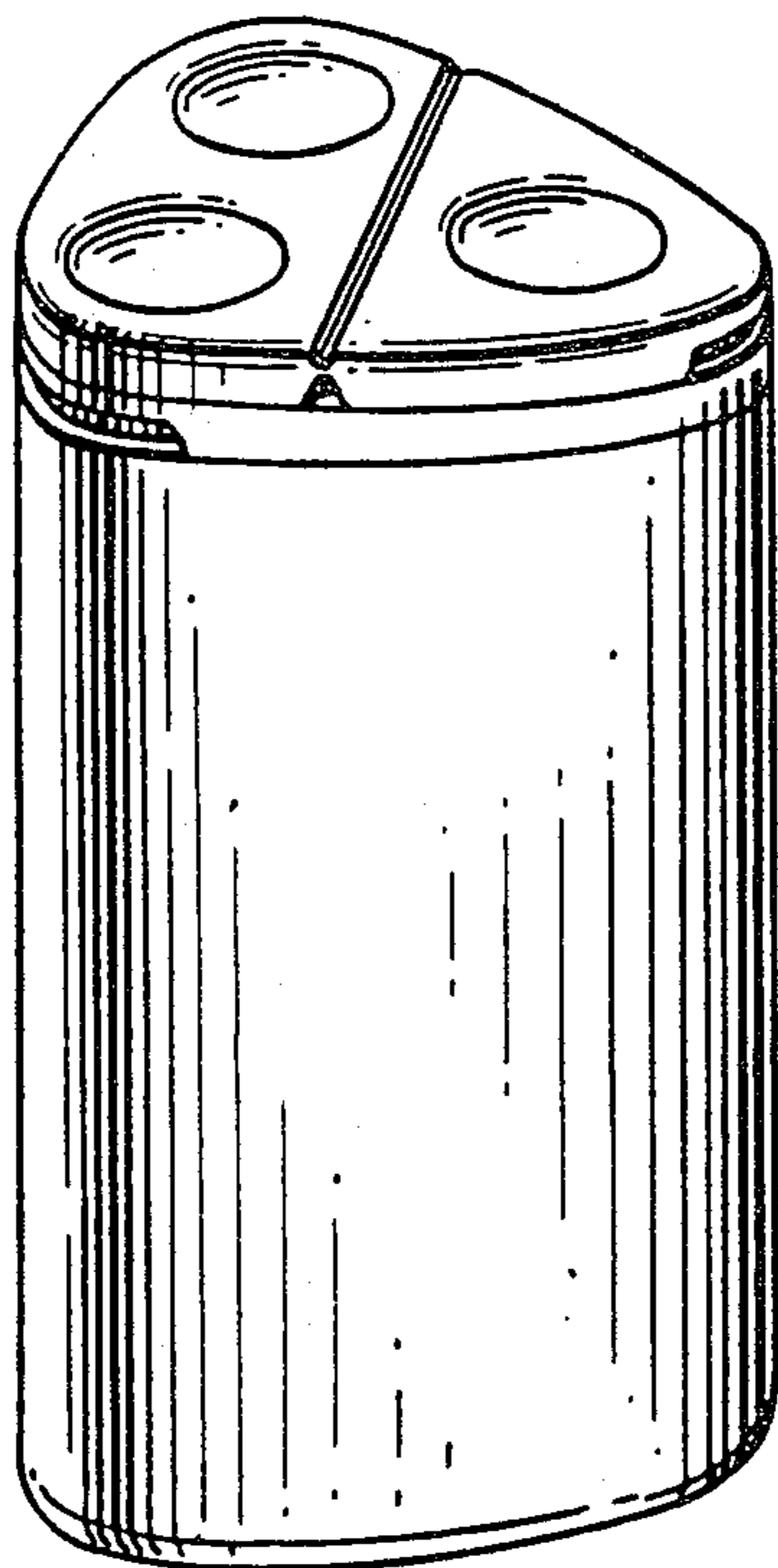


FIG. 10

