

[54] WRAPPING SHEET FOR MAGNETIC TAPE CASSETTE

[75] Inventor: Keiichi Yoshizawa, Chiba, Japan

[73] Assignee: TDK Electronics Co., Ltd., Tokyo, Japan

[*] Notice: The portion of the term of this patent subsequent to Jul. 23, 1999 has been disclaimed.

[**] Term: 14 Years

[21] Appl. No.: 401,450

[22] Filed: Jul. 26, 1982

[52] U.S. Cl. D59/2 C; D9/305; D14/11

[58] Field of Search D59/2 A, 2 R, 2 C; D9/305; 229/40, 87 R; D14/11; D20/27

[56] References Cited

U.S. PATENT DOCUMENTS

- D. 263,060 2/1982 Yoshizawa D20/27
- D. 276,566 11/1984 Yoshizawa D59/2 C
- D. 276,567 11/1984 Yoshizawa D59/2 C

- 2,155,668 4/1939 Little 229/87 R
- 2,157,193 5/1939 Webber et al. 229/87 R X
- 2,294,690 9/1942 Perry 229/87 R X
- 3,485,345 12/1969 Deasy 229/87 R X

OTHER PUBLICATIONS

25th Anniversary Best Products Catalog, 1981/82, p. 330, bottom left of page.

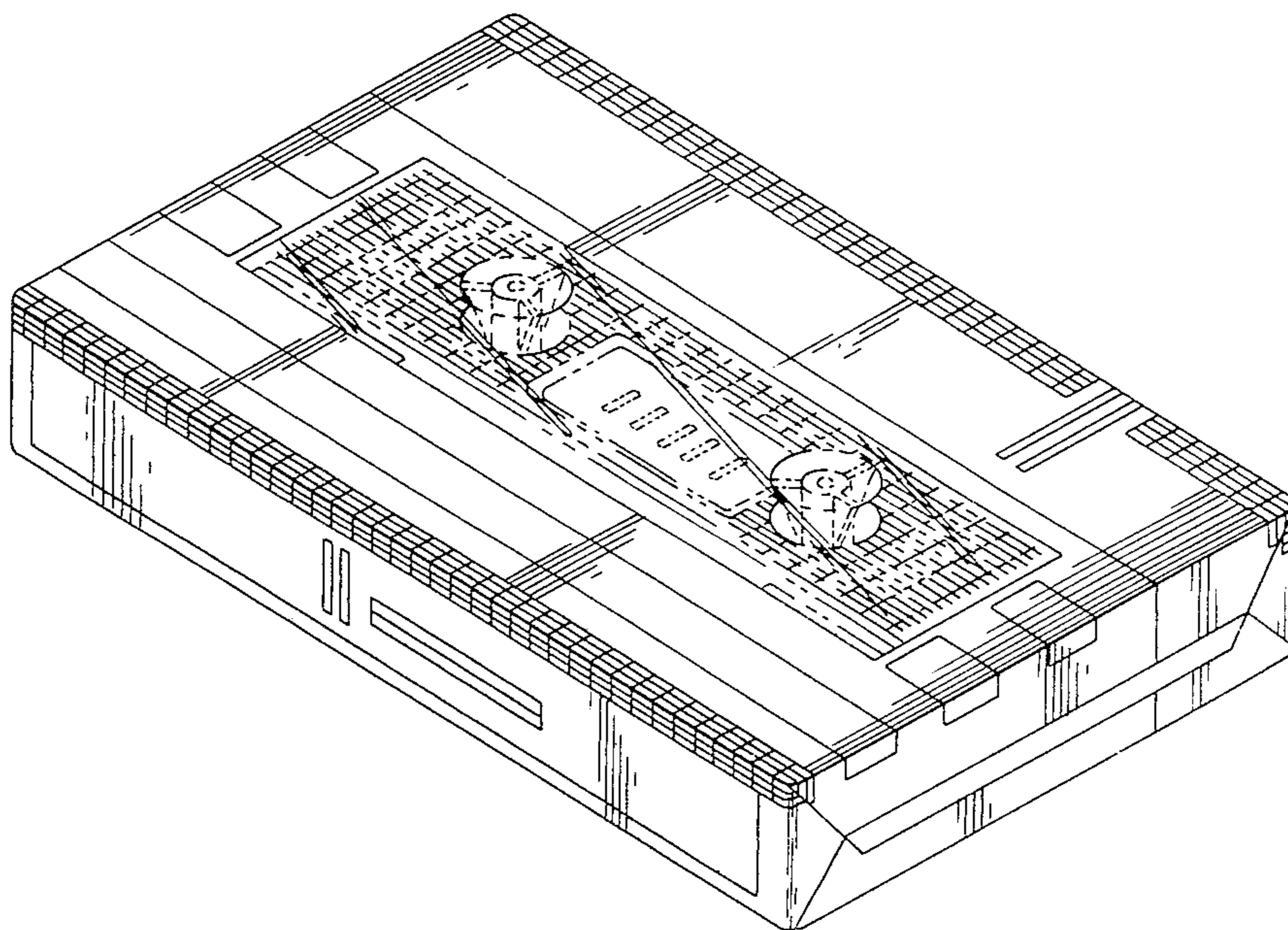
Primary Examiner—Bernard Ansher
Assistant Examiner—Theodore M. Shooman
Attorney, Agent, or Firm—Seidel, Gonda, Goldhammer & Abbott

[57] CLAIM

The ornamental design for a wrapping sheet for magnetic tape cassette, substantially as shown and described.

DESCRIPTION

FIG. 1 is a plan view of a wrapping sheet for magnetic tape cassette showing my new design; FIG. 2 is a top or bottom edge view thereof; FIG. 3 is a side edge view thereof; and FIG. 4 is an isometric view showing the wrapping sheet wrapped around a magnetic tape cassette.



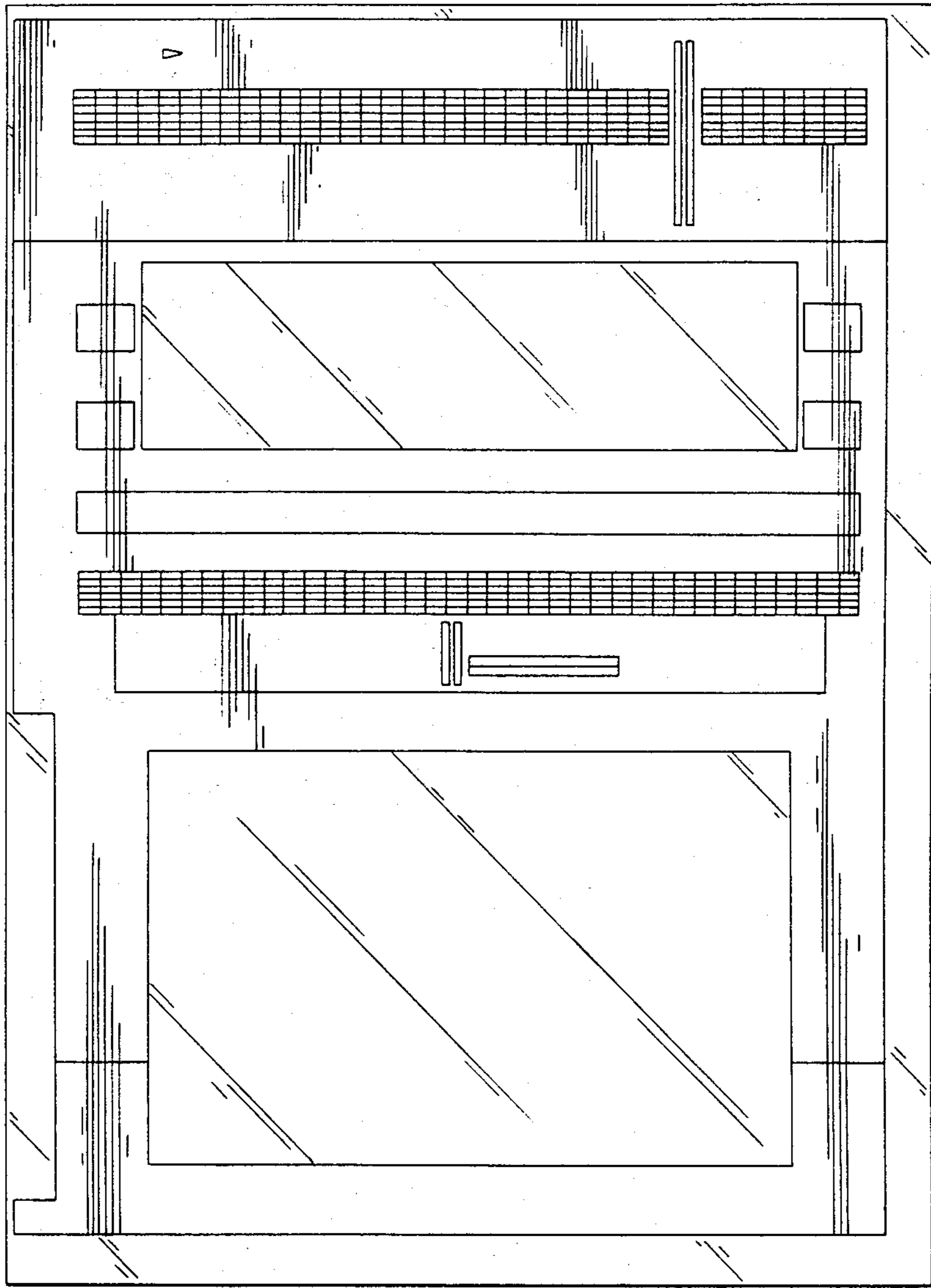


FIG. 1




FIG. 2

FIG. 3



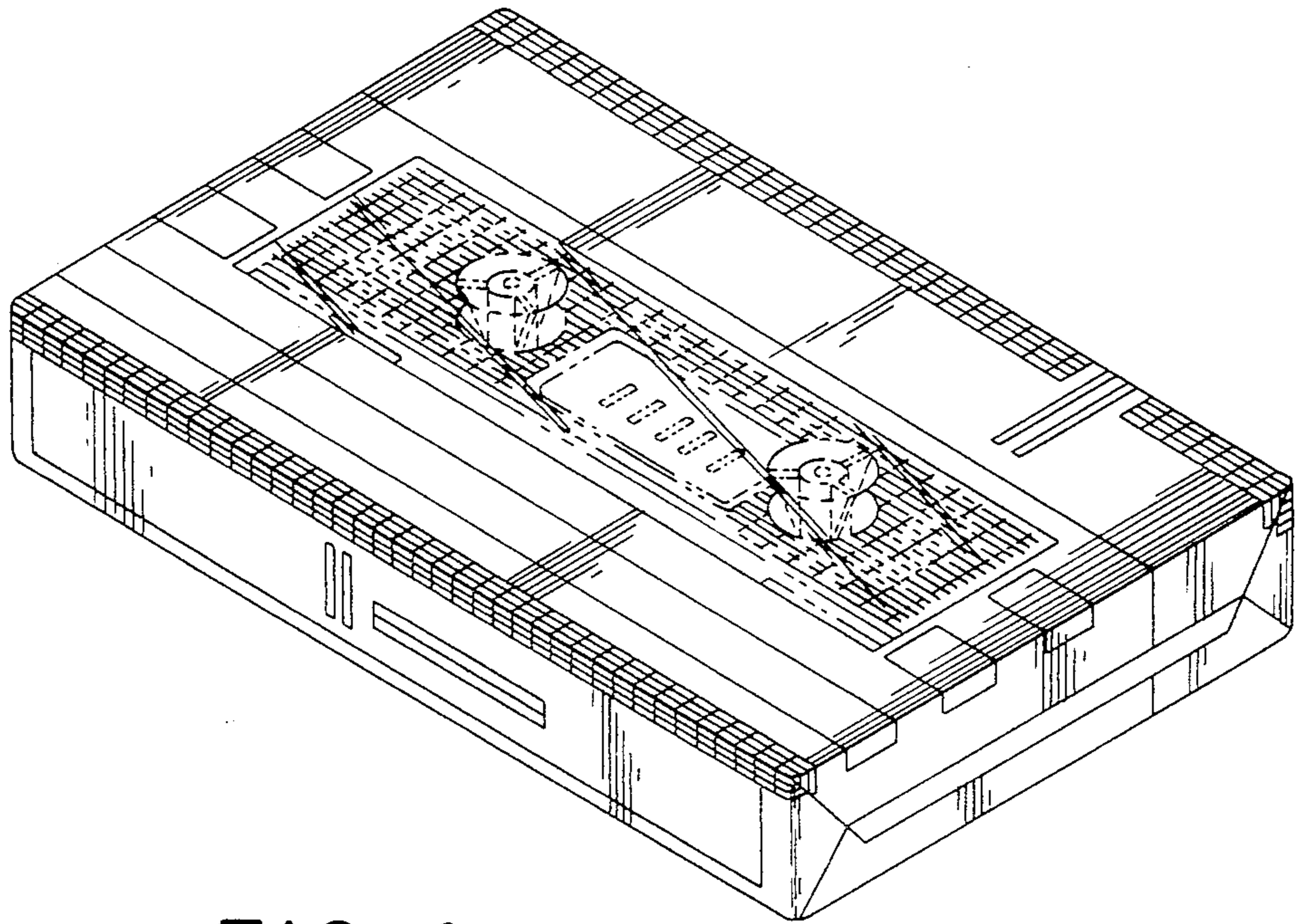


FIG. 4