

[54] **ELECTROLYSIS MACHINE** 4,224,944 9/1980 Roberts 128/303.18
 [75] **Inventor: Margaret M. Smith, Sylmar, Calif.**
 [73] **Assignee: Clare, Inc., Sylmar, Calif.**
 [**] **Term: 14 Years**
 [21] **Appl. No.: 516,588**
 [22] **Filed: Jul. 25, 1983**
 [52] **U.S. Cl. D24/8**
 [58] **Field of Search D24/1.1, 8, 26;**
 128/303.13, 303.14, 303.17, 303.18, 908, 419 R,
 421, 422

OTHER PUBLICATIONS

Kree 2001 Epilator Brochure.
 Proteus 360 Epilator Brochure.
 Electro-Blend Epilator Brochure.
 Fischer Model SE-2 Epilator Brochure.
Primary Examiner—Catherine E. Kemper
Attorney, Agent, or Firm—Jack C. Munro

CLAIM

[57] The ornamental design for an electrolysis machine, substantially as shown.

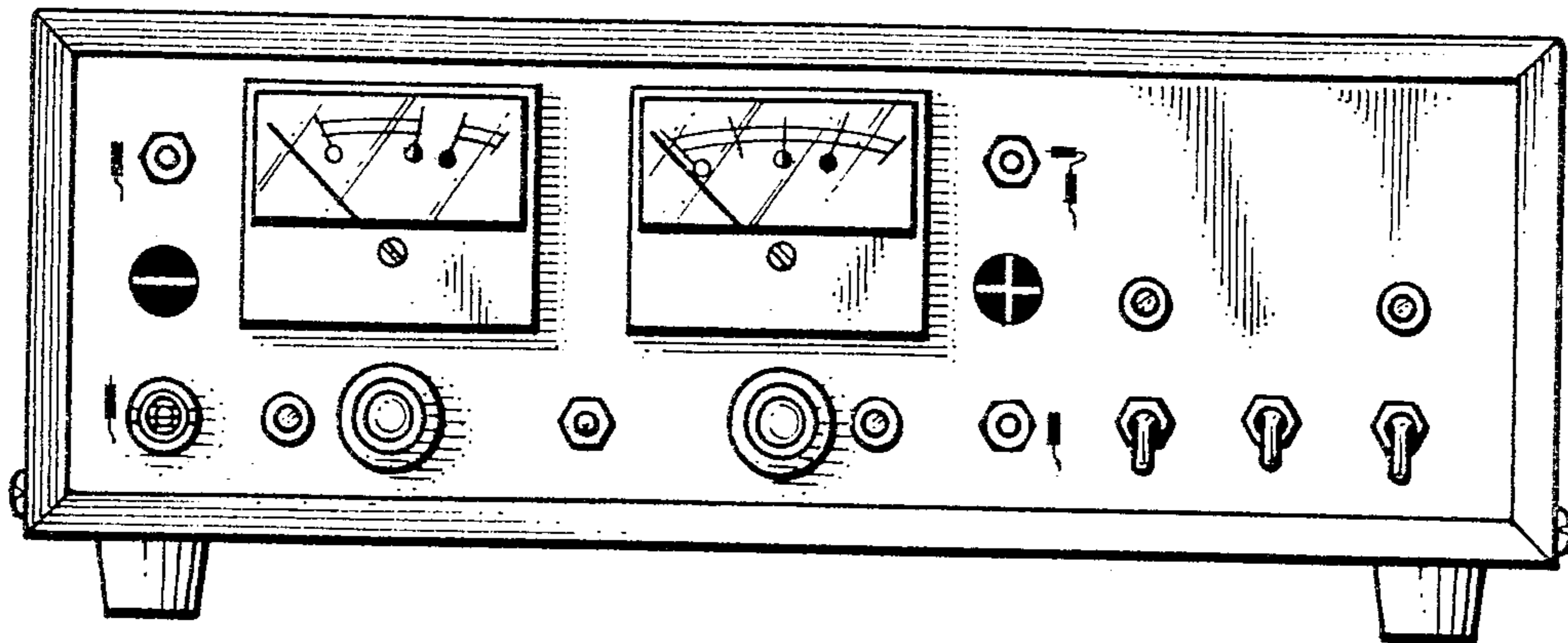
References Cited

U.S. PATENT DOCUMENTS

D. 249,810 10/1978 Holleley D24/8
 D. 250,480 12/1978 Wettermann et al. D24/8
 D. 255,266 6/1980 Roberts D24/8
 D. 263,879 4/1982 Mann D24/8 X
 4,167,187 9/1979 Biagi 128/303.18 X

DESCRIPTION

FIG. 1 is a front elevational view of the electrolysis machine showing my new design;
 FIG. 2 is a side elevational view thereof;
 FIG. 3 is a rear elevational view thereof;
 FIG. 4 is a top plan view thereof; and
 FIG. 5 is a bottom plan view thereof.



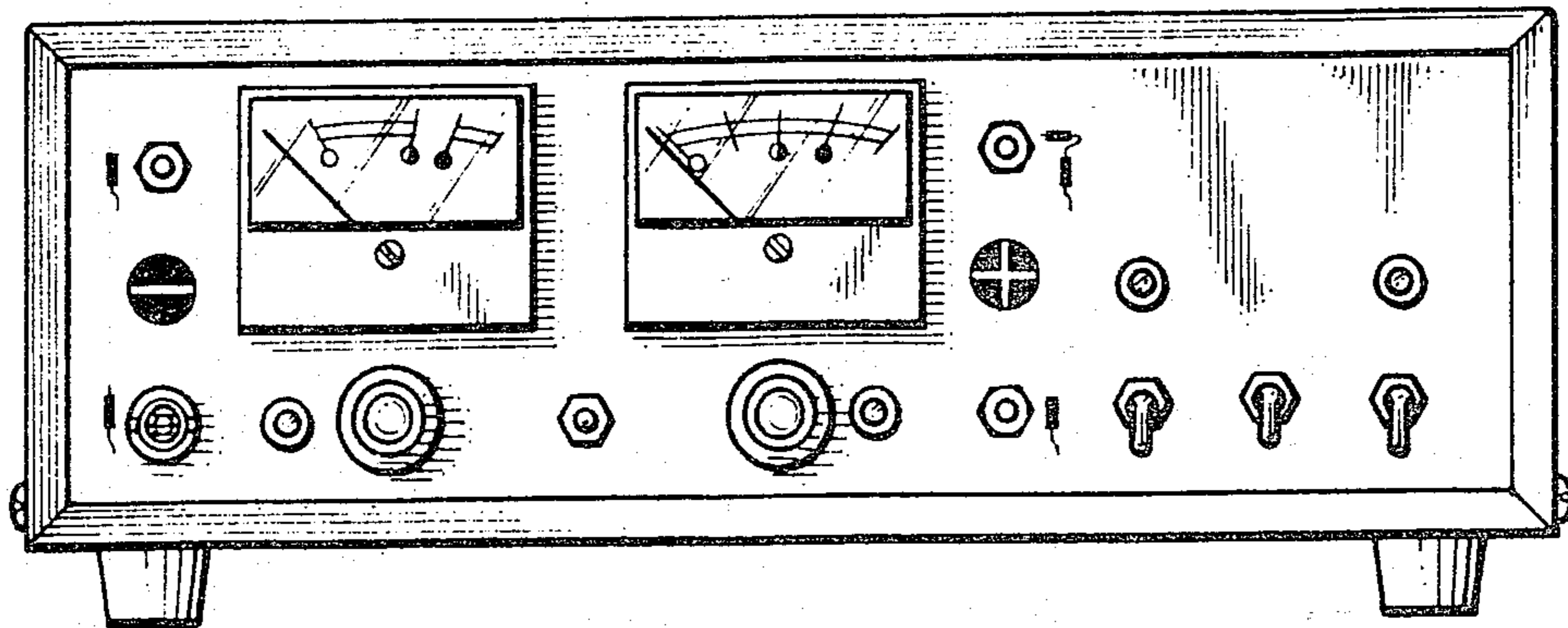


Fig. 1.




Fig. 2.

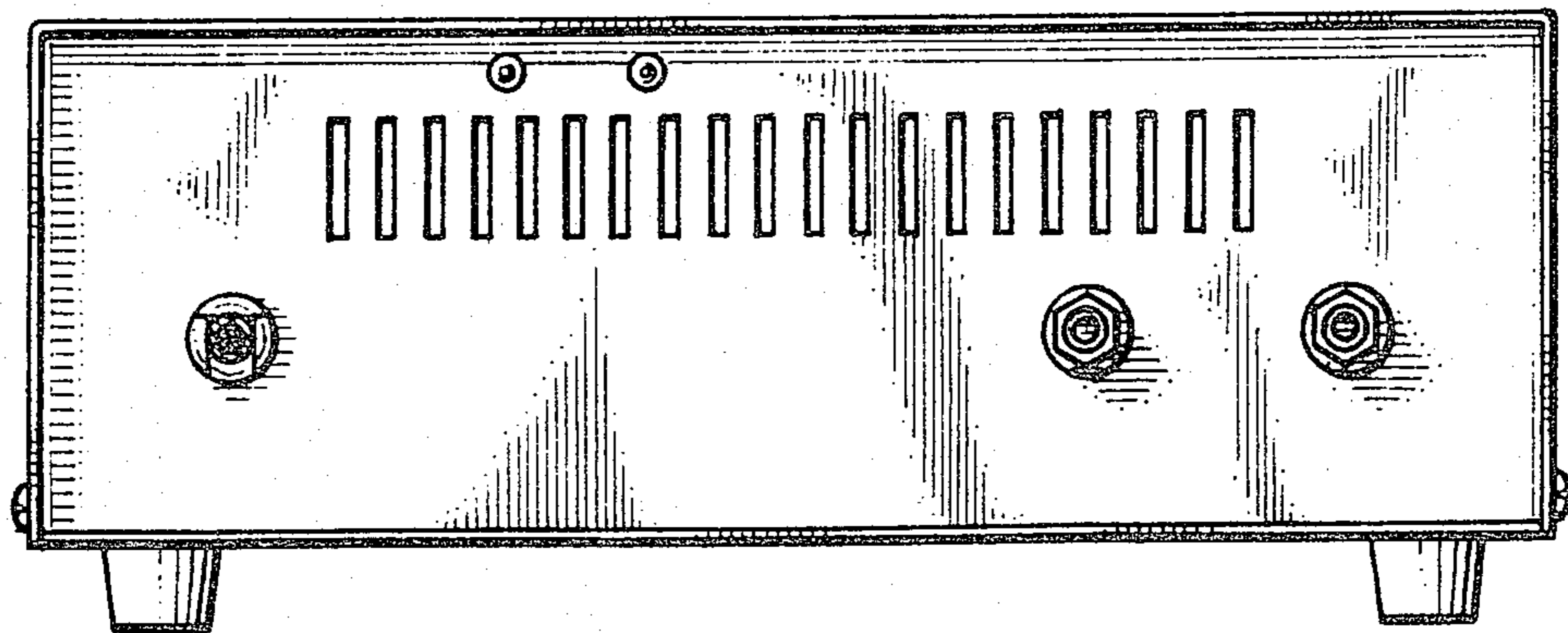


Fig. 3.




Fig. 4.

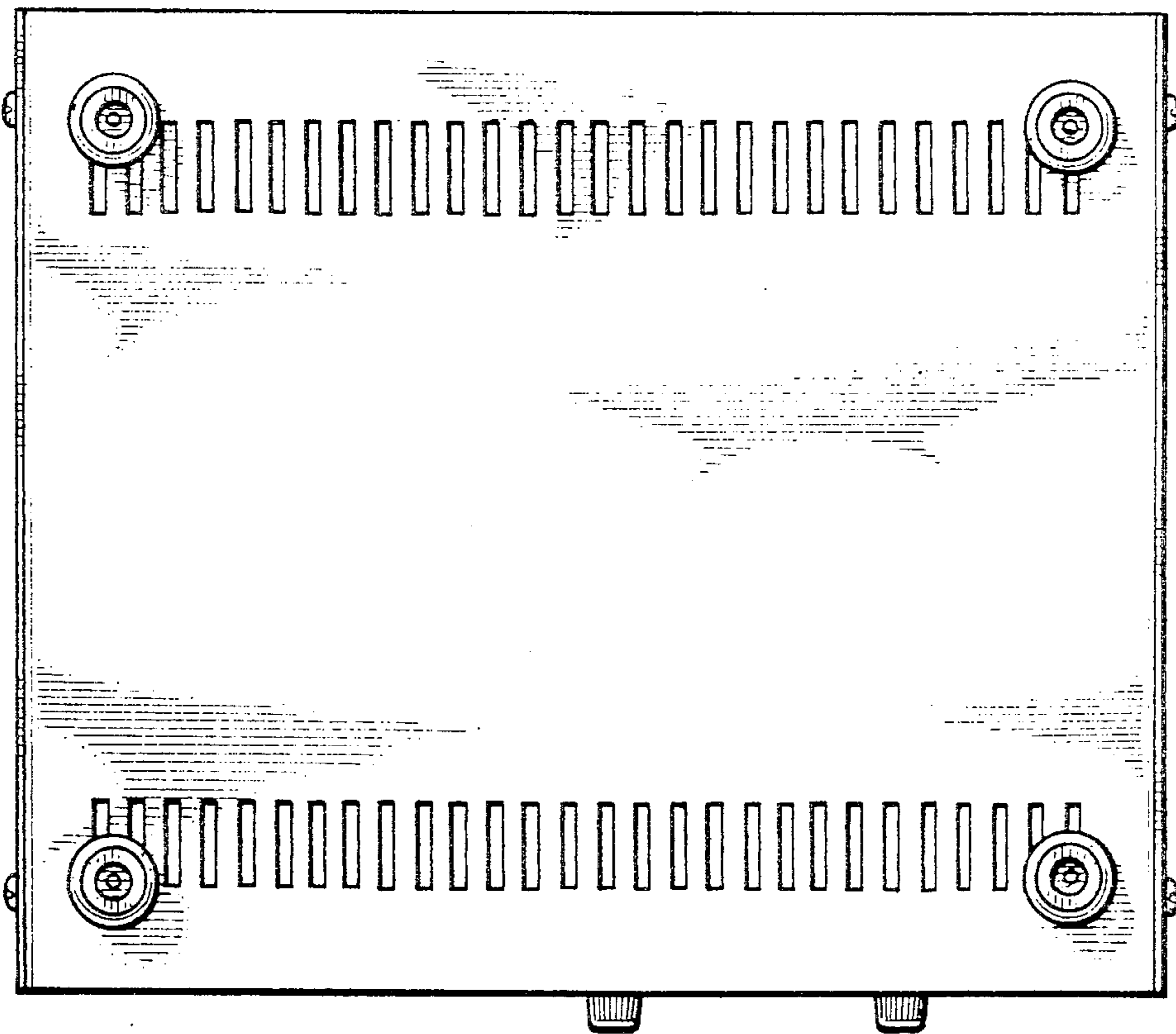


Fig. 5.