

[54] REPLACEABLE AIR FILTER

4,277,267 7/1981 Posner ..... 55/DIG. 31

[75] Inventor: Edward J. Doyle, Hatboro, Pa.

[73] Assignee: Conair Corporation, Edison, N.J.

[\*\*] Term: 14 Years

[21] Appl. No.: 405,516

[22] Filed: Aug. 5, 1982

[52] U.S. Cl. .... D23/149

[58] Field of Search ..... D23/149; 55/DIG. 31, 55/527, 529; D25/95, 97

[56] References Cited

U.S. PATENT DOCUMENTS

D. 244,538	5/1977	Wharton et al. ....	D23/149
2,170,207	8/1939	Mosier et al. ....	D25/97
3,017,698	1/1962	Hambrecht et al. ....	55/DIG. 31
3,023,839	3/1962	Best .....	55/DIG. 31
3,076,303	2/1963	Durgeloh .....	55/DIG. 31
3,154,393	10/1964	Klein et al. ....	55/DIG. 31
3,774,377	11/1973	Bishop .....	55/DIG. 31
4,105,423	8/1978	Latakas .....	55/DIG. 31

OTHER PUBLICATIONS

*Handbook of Designs and Devices* by Clarence P. Horning, copyright 1932, p. 2, #14, Variant of the Circle, exr. room CP4-10A03.

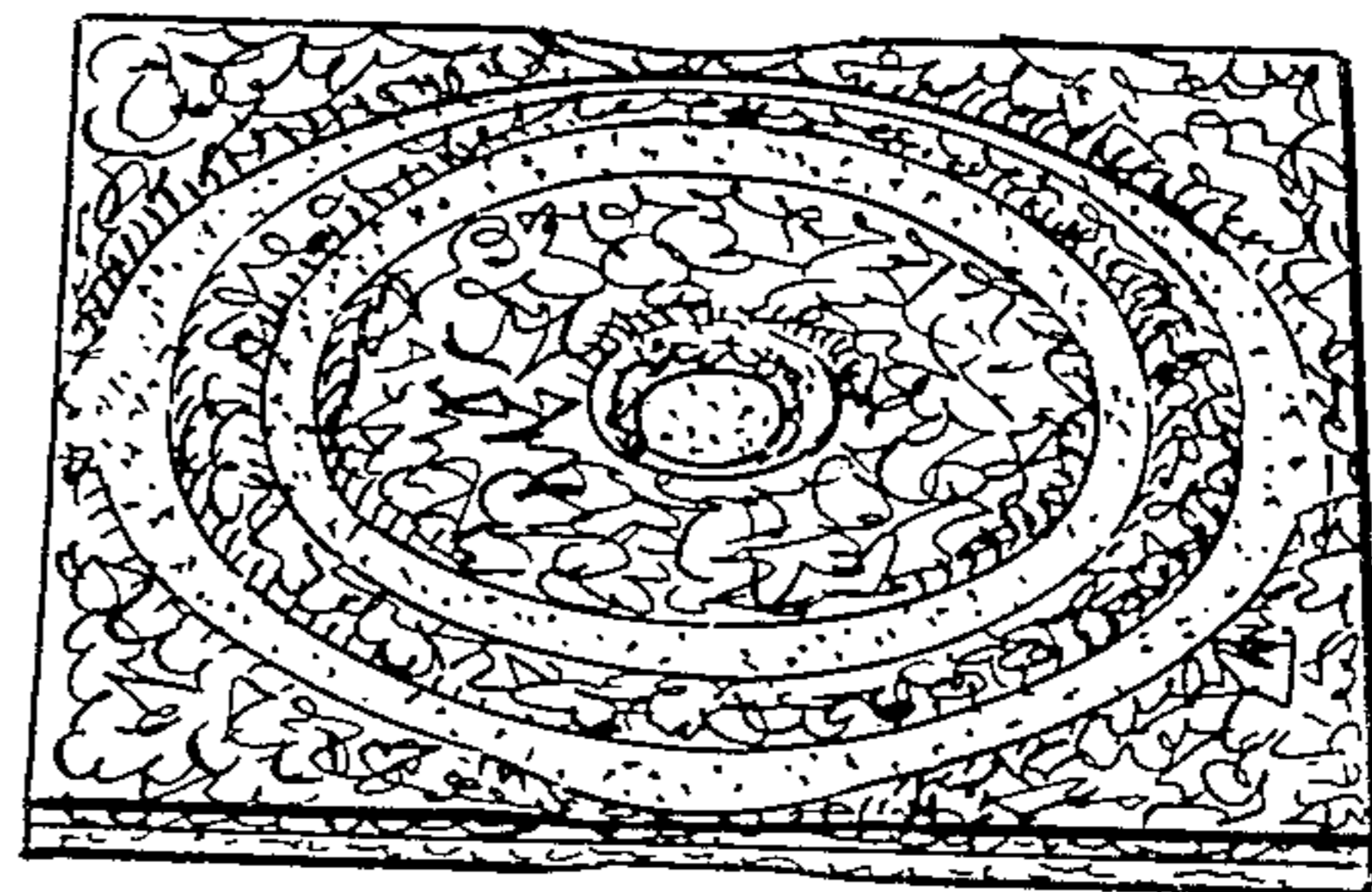
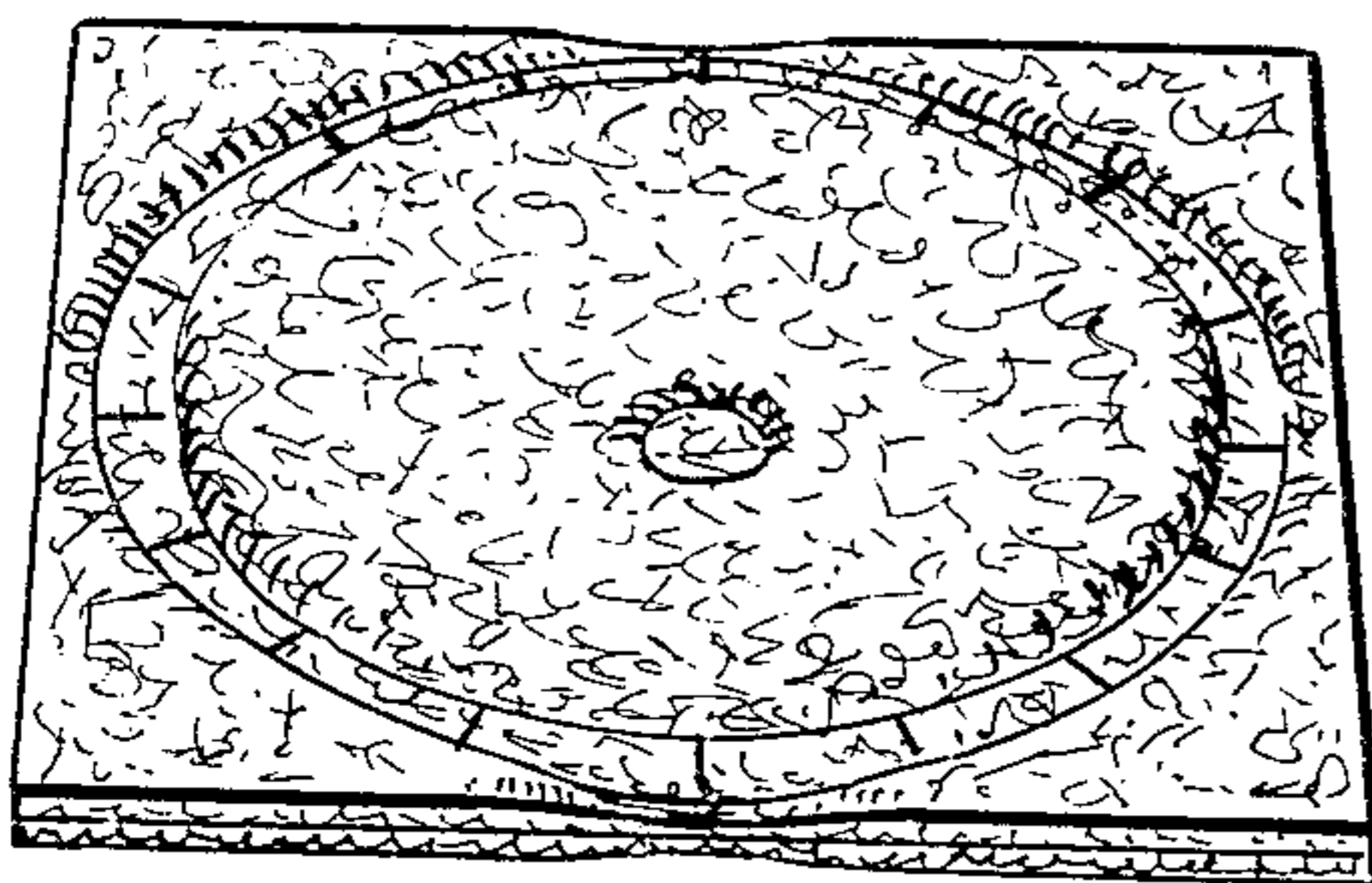
Primary Examiner—Catherine E. Kemper  
Attorney, Agent, or Firm—Haynes N. Johnson

[57] CLAIM

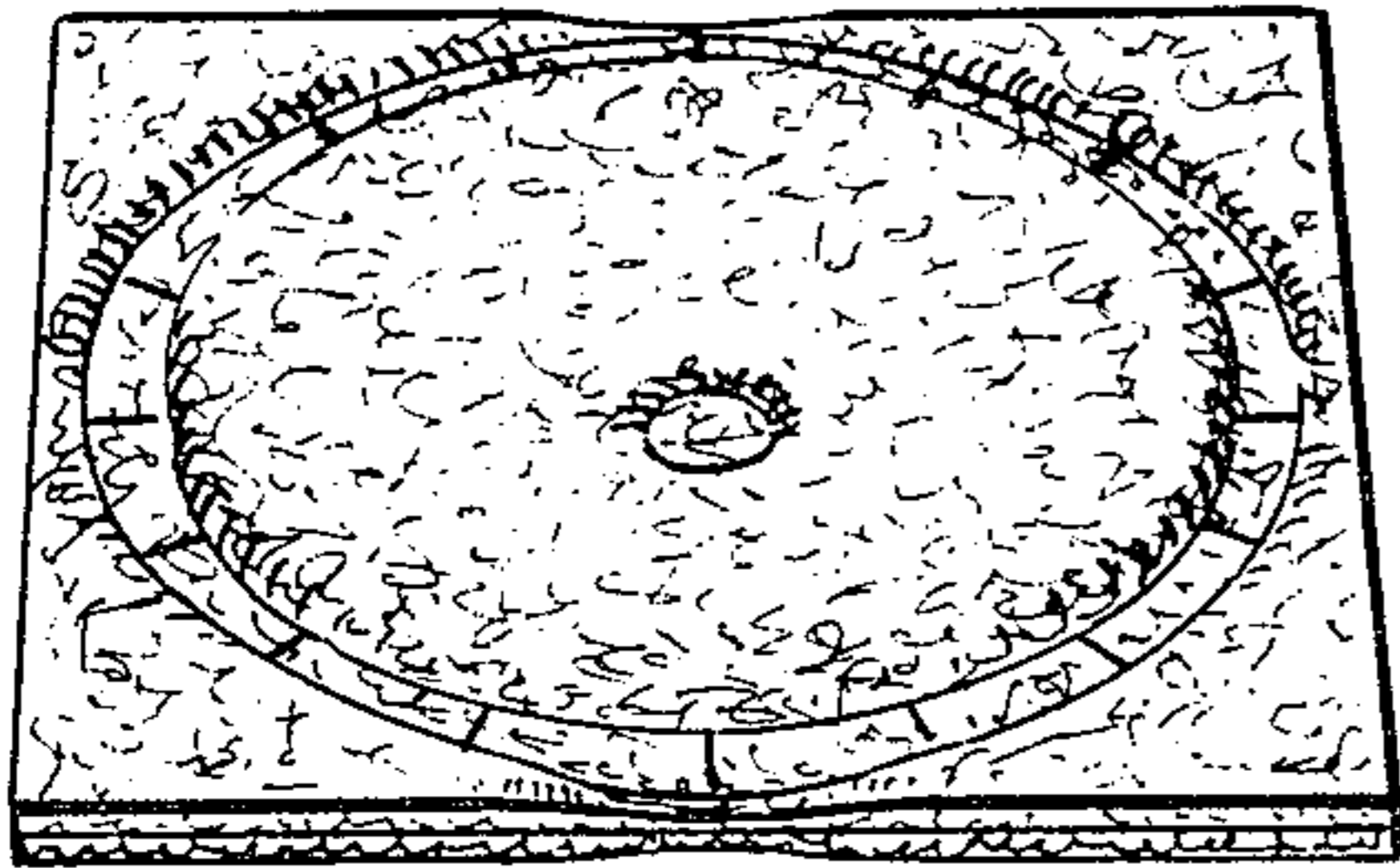
The ornamental design for a replaceable air filter, substantially as shown and described.

DESCRIPTION

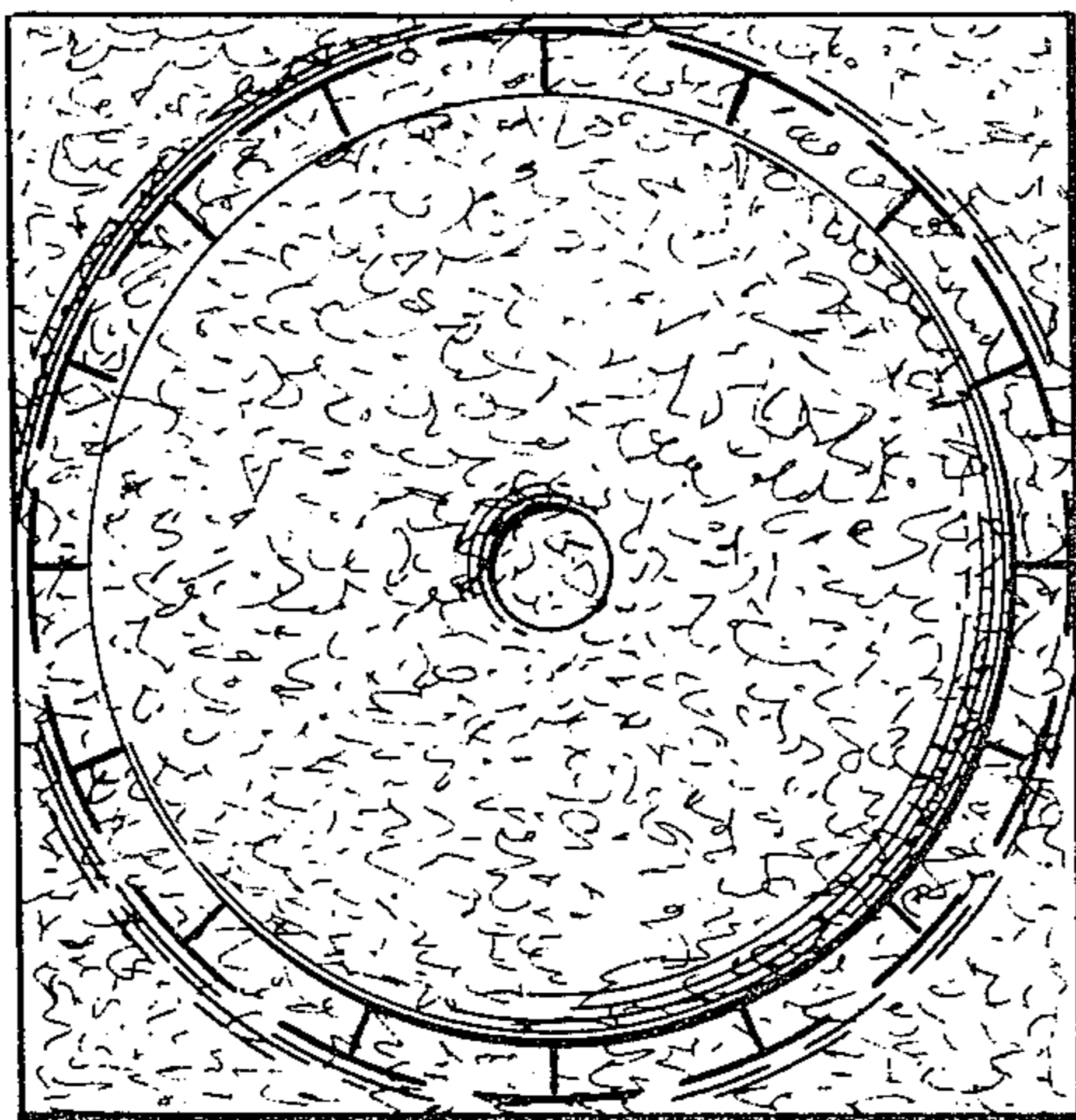

FIG. 1 is a perspective view of the bottom of the replaceable air filter;  
FIG. 2 is a perspective view of the top thereof;  
FIG. 3 is a bottom plan view thereof;  
FIGS. 4 and 5 are edge views thereof; (all edges are similar)  
FIG. 6 is a top plan view thereof; and  
FIG. 7 is a left side view thereof; the other side is a mirror image.



*Fig. 1.*




*Fig. 2.*




*Fig. 3.*



*Fig. 4.*



*Fig. 5.*



*Fig. 6.*