

United States Patent [19]

Brown et al.

[11] Patent Number: **Des. 283,422**

[45] Date of Patent: **** Apr. 15, 1986**

[54] **HOUSING FOR A TELEPHONE HANDSET**

[75] Inventors: **Michael Brown, Nepean; Clifford D. Read, Almonte; Warren K. Ellis, Constance Bay, all of Canada**

[73] Assignee: **Northern Telecom Limited, Montreal, Canada**

[**] Term: **14 Years**

[21] Appl. No.: **466,417**

[22] Filed: **Feb. 15, 1983**

[52] U.S. Cl. **D14/63; D14/59; D14/56**

[58] Field of Search **D14/52, 53, 63, 56, D14/64, 58, 59; 179/179, 178, 100 R, 100 C, 101, 102, 103**

[56] **References Cited**

U.S. PATENT DOCUMENTS

- D. 152,162 12/1948 Kniep, Jr. D14/63
- D. 242,928 1/1977 Buchin et al. D14/63
- D. 264,076 4/1982 Adams D14/53
- D. 268,411 3/1983 Banko D14/63

- D. 269,612 7/1983 Foggia et al. D14/53
- D. 269,874 7/1983 Huntington D14/53
- D. 275,005 8/1984 Genaro et al. D14/63
- D. 275,568 9/1984 Marshall D14/63
- 3,022,387 2/1962 Bair D14/63

OTHER PUBLICATIONS

1981 Summer Buyers' Guide by Public Phone Stores, p. 5 2TT Wall Phone p. 11, Happer Talker Handset.

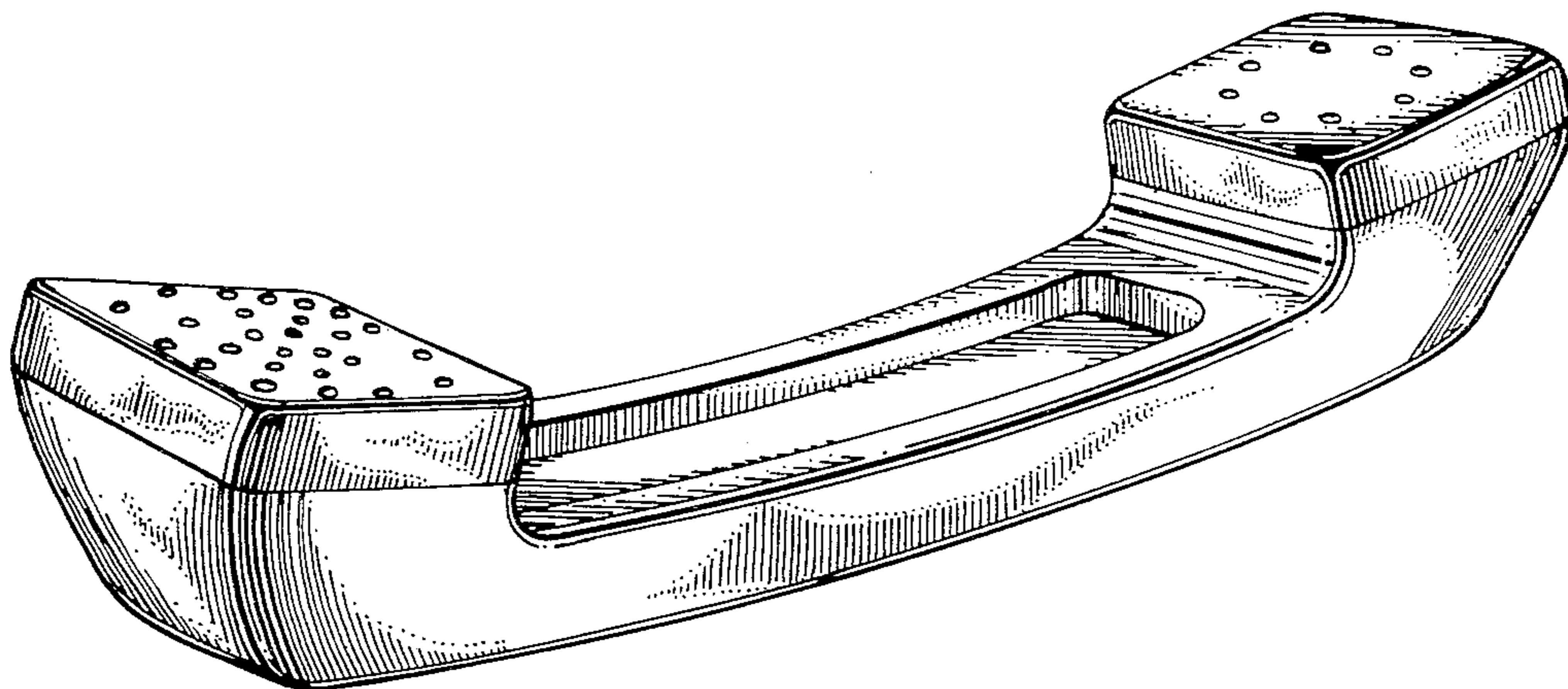
Primary Examiner—Wallace R. Burke
Assistant Examiner—Horace B. Fay
Attorney, Agent, or Firm—Sidney T. Jelly

[57] **CLAIM**

The ornamental design for a housing for a telephone handset, substantially as shown and described.

DESCRIPTION

FIG. 1 is a perspective view of one side of a housing for a telephone handset, inverted to illustrate the recess, showing our new design; the view of the side opposite to that here shown being a mirror image; FIG. 2 is a top plan view of the front of the handset; and FIG. 3 is a bottom, back plan view thereof.



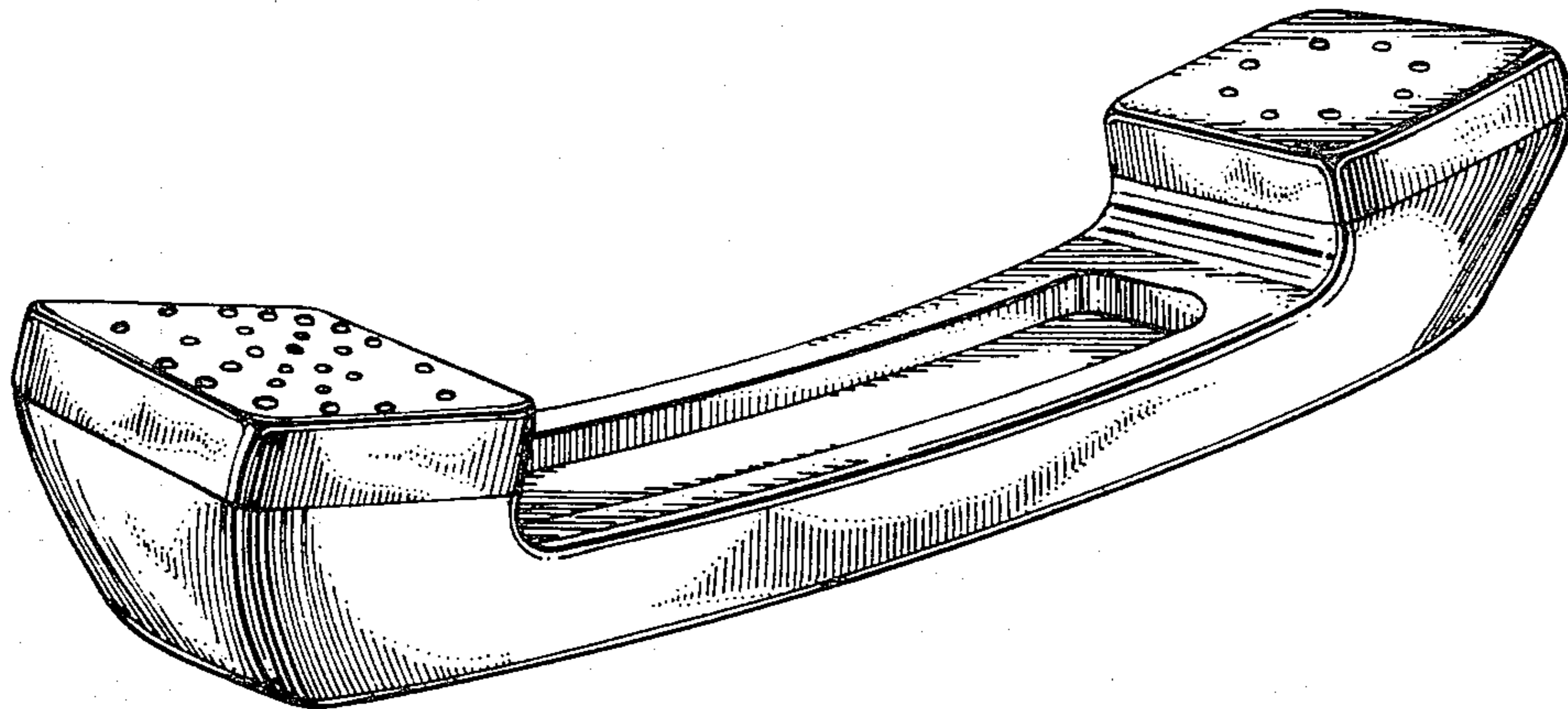


FIG. 1

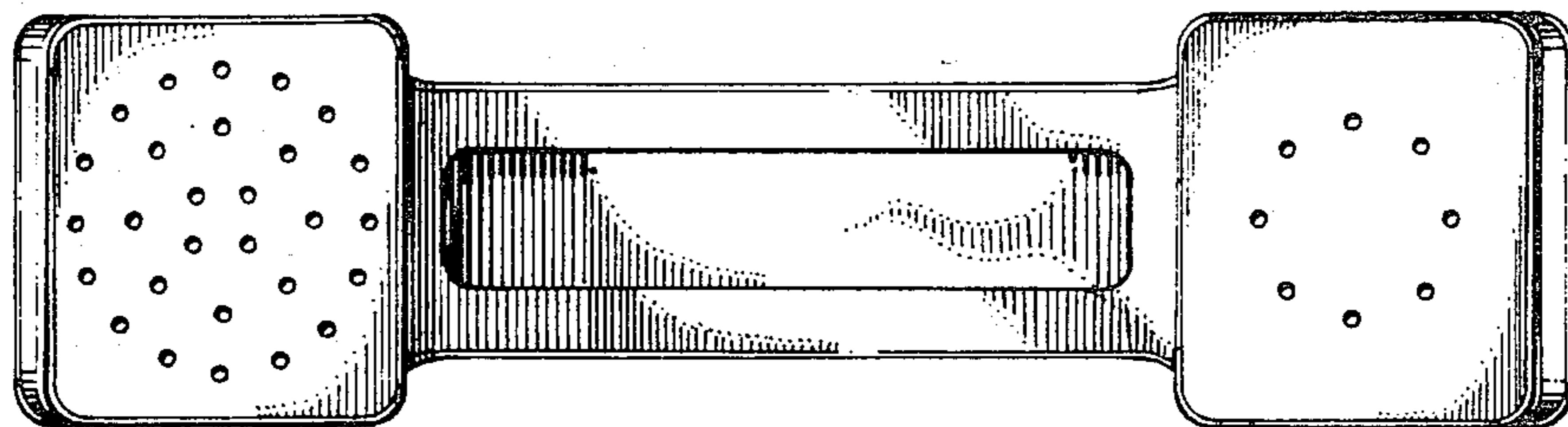


FIG. 2

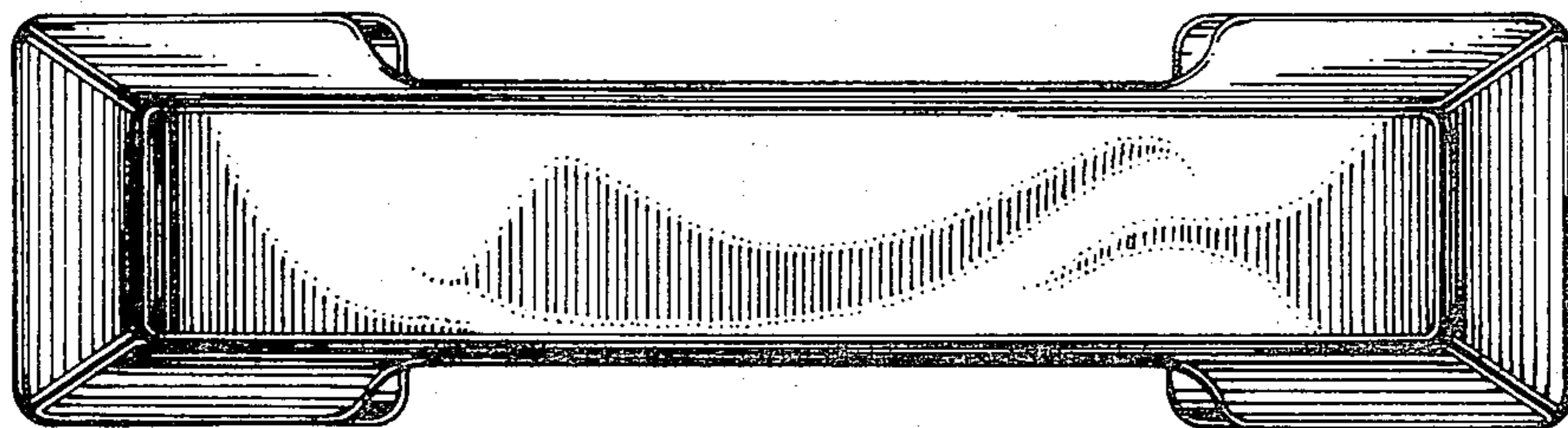


FIG. 3