

[54] **HEART PENDANT**

[75] **Inventor:** Carl A. Hergert, Fort Lauderdale, Fla.

[73] **Assignee:** Loren/Norel Castings, Inc., Hollywood, Fla.

[**] **Term:** 14 Years

[21] **Appl. No.:** 450,666

[22] **Filed:** Dec. 17, 1982

[52] **U.S. Cl.** D11/81; D11/56

[58] **Field of Search** D11/1, 2, 6, 7, 40, D11/43-45, 47, 48, 53, 54, 56, 79-81, 83, 85, 99, 102, 103; 63/1 R-2, 18-21, 23, 12-14 R

[56] **References Cited**

U.S. PATENT DOCUMENTS

D. 266,154 9/1982 Zaboyan D11/56

OTHER PUBLICATIONS

Jewelers' Circular-Keystone Directory, 6/20/80, Felice Insort, p. 14-Heart Pendant at bottom center.

European Jeweler, Mar. 1981, p. 24-Heart Pendant.

National Jeweler, 3/16/82, p. 42-Free Form Heart Pendant at top left center.

Primary Examiner—Louis S. Zarfes

Attorney, Agent, or Firm—Gottlieb, Rackman & Reisman

[57] **CLAIM**

The ornamental design for a heart pendant, in two embodiments as shown and described.

DESCRIPTION

FIG. 1 is a top plan view of a heart pendant showing my new design;

FIG. 2 is a front perspective view thereof;

FIG. 3 is a left side elevational view thereof;

FIG. 4 is a right side elevational view thereof;

FIG. 5 is a bottom plan view thereof;

FIG. 6 is a rear perspective view thereof; and

FIG. 7 is a front perspective view of a heart pendant showing a modified form of my new design in which the pendant is combined with a conventional link chain.

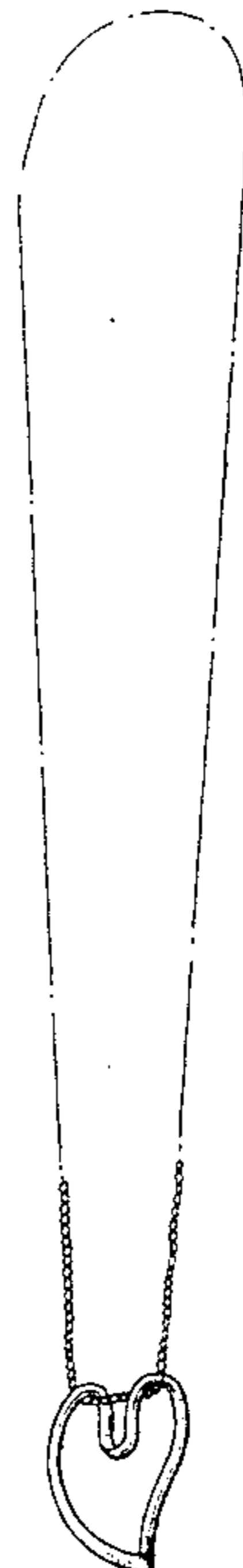


FIG. 1



FIG. 2




FIG. 3



FIG. 4



FIG. 5




FIG. 6

FIG. 7

