

[54] **AMBIDEXTROUS COOKING GLOVE**

[75] Inventor: **Steven F. Schwab**, Evanston, Ill.

[73] Assignee: **Sassafras Enterprises, Inc.**, Chicago, Ill.

[**] Term: **14 Years**

[21] Appl. No.: **490,129**

[22] Filed: **Apr. 29, 1983**

[52] U.S. Cl. **D2/361.1**

[58] Field of Search **D2/360, 361, 362, 368, D2/370, 371, 372, 373, 374, 375, 376, 377, 361.1; 2/158, 159, 16 D, 161 R, 16 A, 162, 170**

[56] **References Cited**

U.S. PATENT DOCUMENTS

D. 104,807	6/1937	Richards	D2/361.1
D. 114,996	5/1939	Gross	D2/361.1
1,583,620	5/1926	Starks	2/161 R
2,810,131	10/1957	Kogut	2/158
2,905,946	9/1959	Goldsmith	2/158

OTHER PUBLICATIONS

House and Garden Apr. 1956 p. 59; Barbecue Mitt top left of page.

Primary Examiner—Carmen H. Vales
Attorney, Agent, or Firm—Clement and Ryan

[57] **CLAIM**

The ornamental design for an ambidextrous cooking glove, substantially as shown and described.

DESCRIPTION

FIG. 1 is a front elevational view of an ambidextrous cooking glove showing my new design; the rear view being a mirror image thereof;
FIG. 2 is a top plan view thereof;
FIG. 3 is a right side elevational view thereof;
FIG. 4 is a left side elevational view thereof;
FIG. 5 is a bottom plan view thereof; and
FIG. 6 is a front elevational view of a modified form of the glove shown in FIG. 1; the rear view being a mirror image thereof.

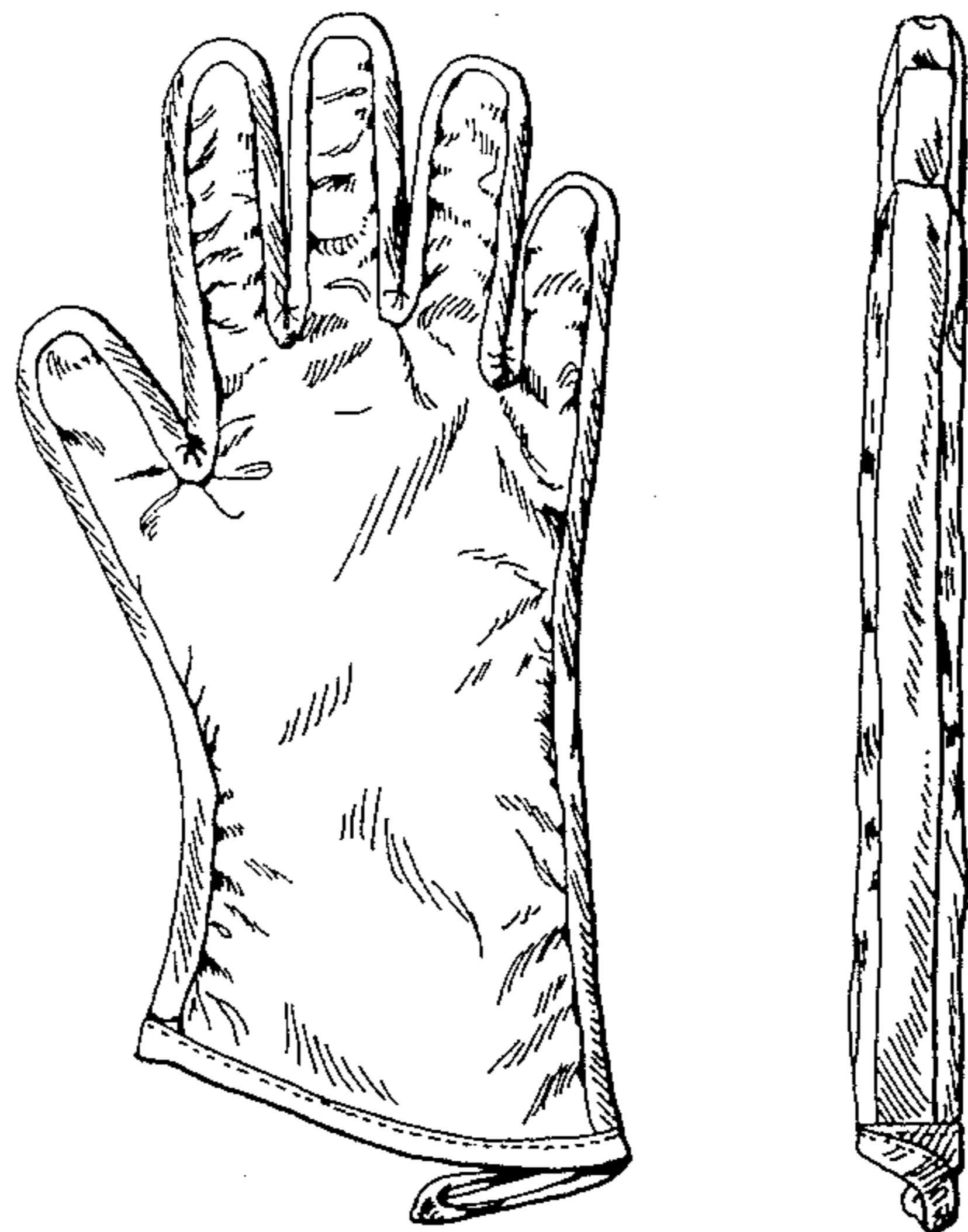




FIG. 2



FIG. 4

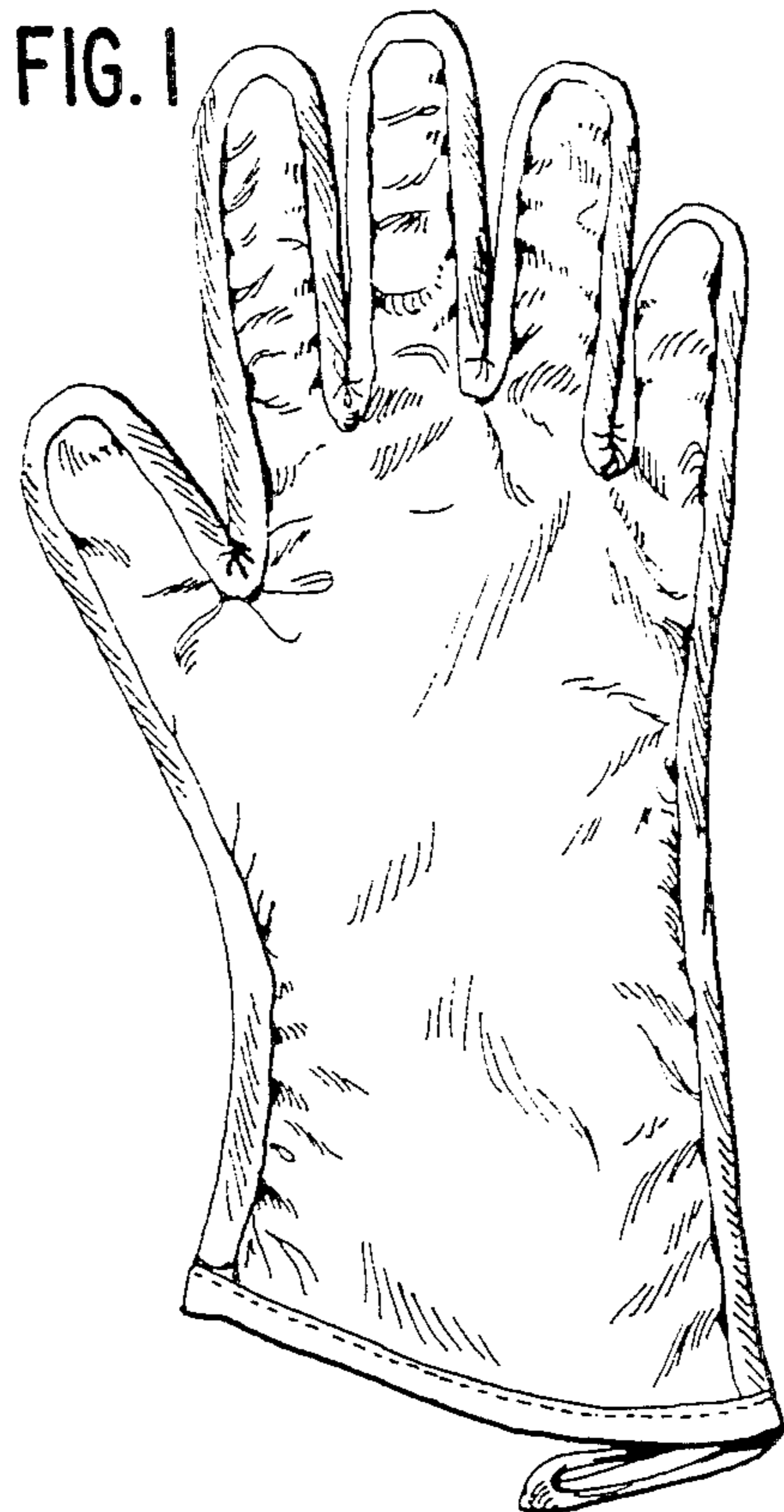


FIG. 1



FIG. 3



FIG. 5

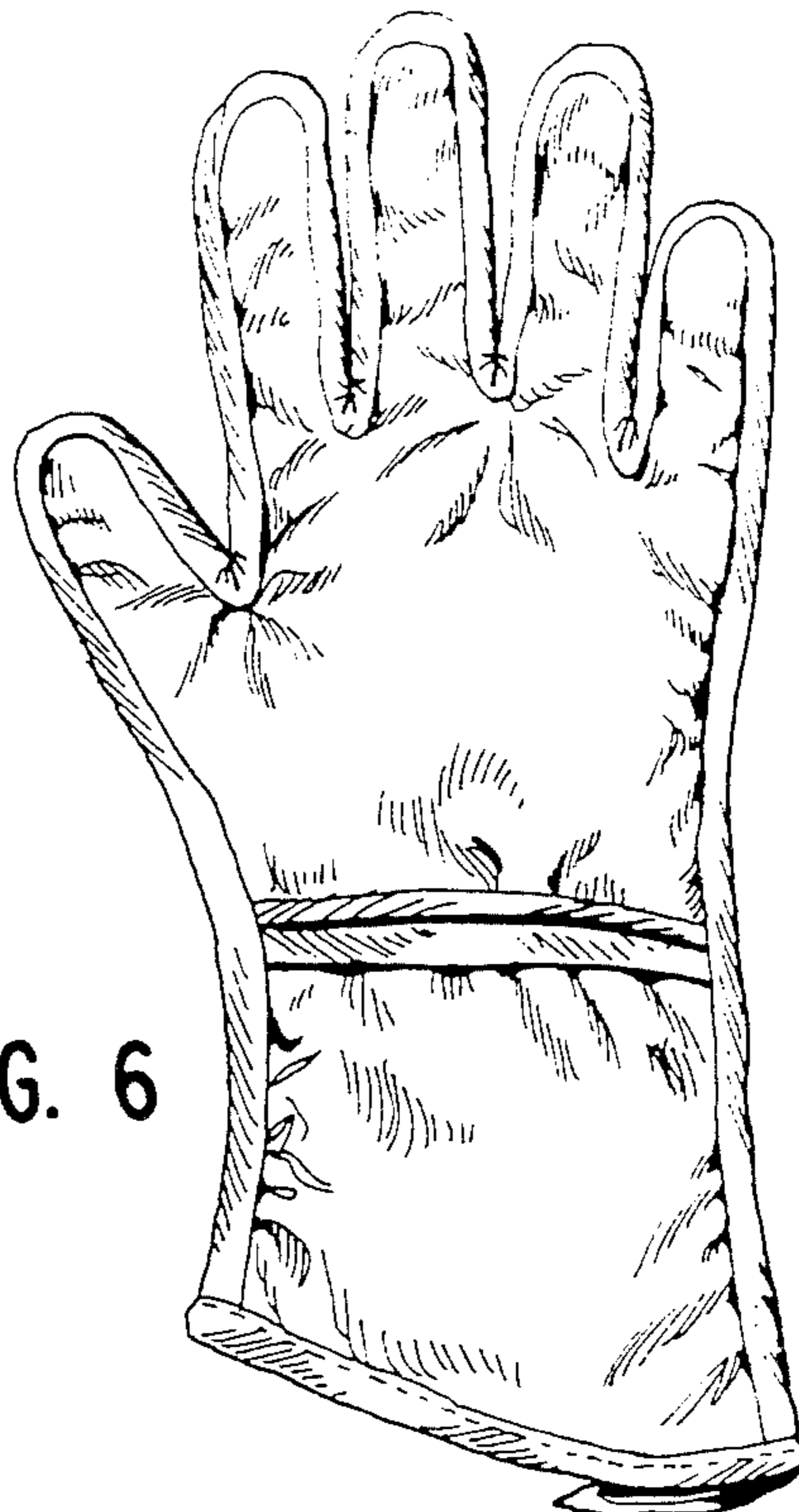


FIG. 6