

[54] DISPLAY HANGER

[76] Inventor: Steven B. Rhyne, 520 W. 31st St., Chattanooga, Tenn. 37409

[**] Term: 14 Years

[21] Appl. No.: 596,728

[22] Filed: Apr. 4, 1984

[52] U.S. Cl. D6/327

[58] Field of Search D6/315-319, D6/326-328; 211/113, 118, 119; 223/85-96, 98

[56] References Cited

U.S. PATENT DOCUMENTS

D. 163,178	5/1951	Giacomelli	D6/319
D. 195,018	4/1963	McClelland	D6/317
D. 220,891	6/1971	Charak	D6/327
D. 278,867	5/1985	Tendrup et al.	D6/327
3,343,733	9/1967	Schmednecht	D6/327
3,900,181	8/1975	Pitanis	223/87

Primary Examiner—B. J. Bullock
Attorney, Agent, or Firm—Alan Ruderman

[57] CLAIM

The ornamental design for a display hanger, substantially as shown and described.

DESCRIPTION

FIG. 1 is a side elevational view of a display hanger embodying my new design, the side opposite being substantially a mirror image;

FIG. 2 is a top plan view thereof;

FIG. 3 is a right edge elevational view thereof;

FIG. 4 is a bottom plan view thereof;

FIG. 5 is a left edge elevational view thereof;

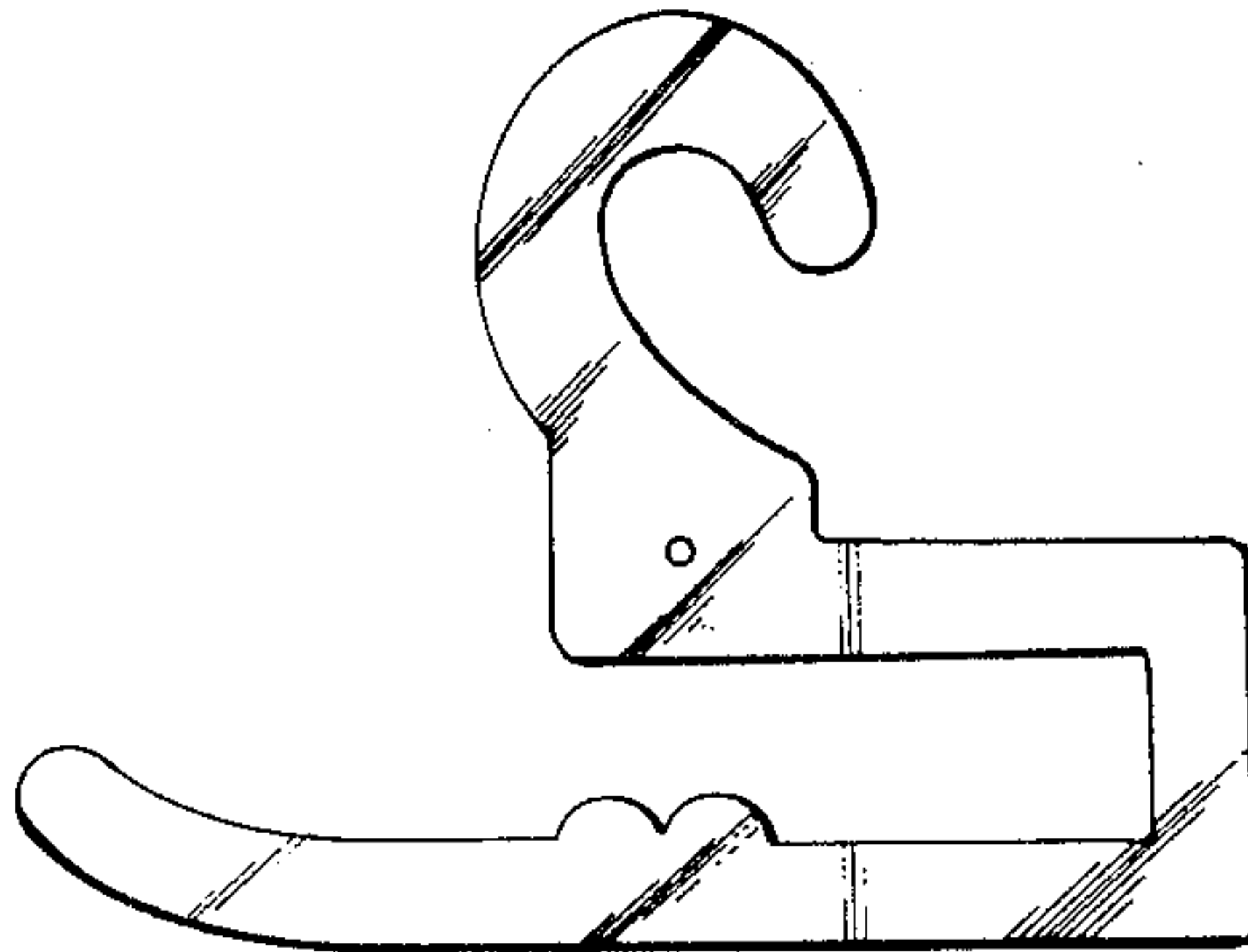
FIG. 6 is a side elevational view of a second embodiment of the design of FIG. 1, the side opposite being substantially a mirror image;

FIG. 7 is a right edge elevational view of FIG. 6;

FIG. 8 is a left edge elevational view of FIG. 6;

FIG. 9 is a top plan view of FIG. 6;

FIG. 10 is a bottom plan view of FIG. 6.



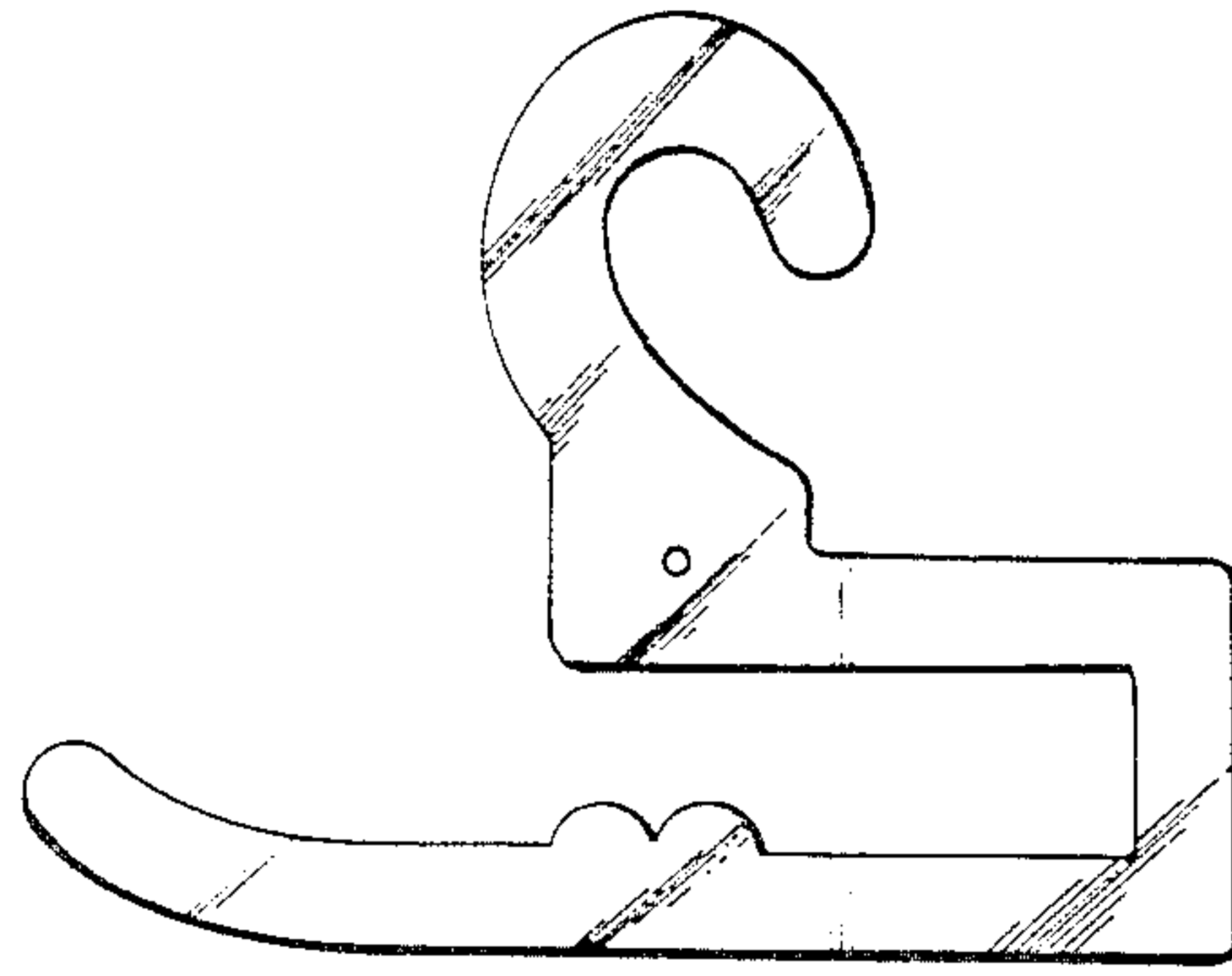


FIG. 1



FIG. 3




FIG. 2




FIG. 4



FIG. 5



FIG. 7

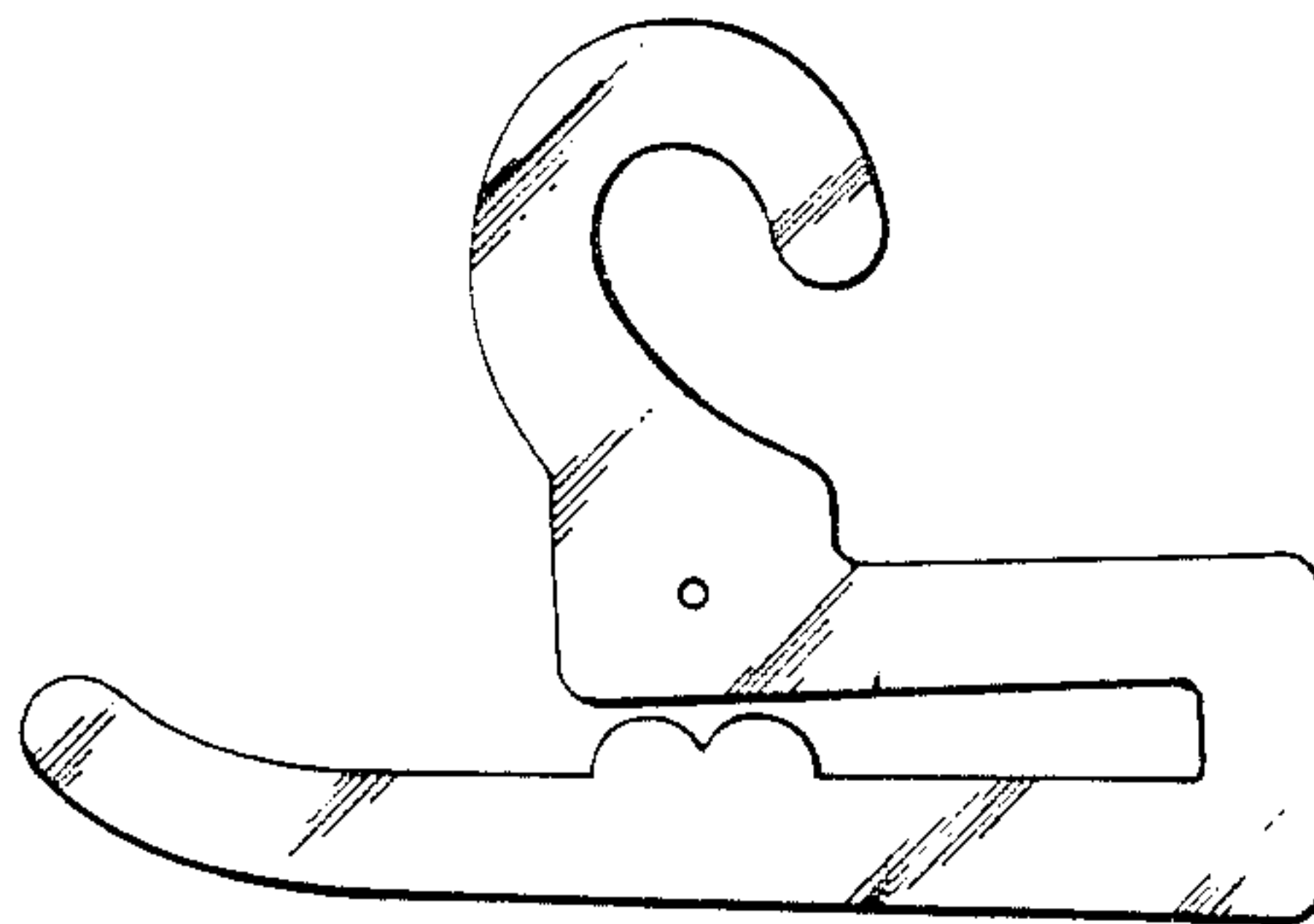


FIG. 6



FIG. 8




FIG. 9




FIG. 10