

[54] COMBINED DRAWER UNIT AND ELECTRIC POWERBOARD

[75] Inventor: Francis R. Bannigan, North Clayton, Australia

[73] Assignee: Kambrook Distributing Pty Ltd., Victoria, Australia

[**] Term: 14 Years

[21] Appl. No.: 567,358

[22] Filed: Dec. 30, 1983

[30] Foreign Application Priority Data

Jun. 30, 1983 [AU] Australia 4257/83

[52] U.S. Cl. D3/74; D3/30.1; D3/73; D6/446; D13/30

[58] Field of Search D3/30.1, 39, 73, 74, D3/30.5; D34/43-46; D13/28, 29, 30; D6/432, 445, 446; 312/120, 123, DIG. 33

[56] References Cited

U.S. PATENT DOCUMENTS

D. 208,050	7/1967	Braun	D3/30.5
D. 217,413	4/1970	Aghababian	D3/73
D. 257,760	1/1981	Sotolongo	D13/30
D. 258,629	3/1981	Borzner et al.	D6/446
D. 275,048	8/1984	Bannigan	D3/30.1
652,778	7/1900	James	312/DIG. 33

OTHER PUBLICATIONS

Indus-Tool Flyer.

Primary Examiner—George P. Word

Attorney, Agent, or Firm—Scully, Scott, Murphy & Presser

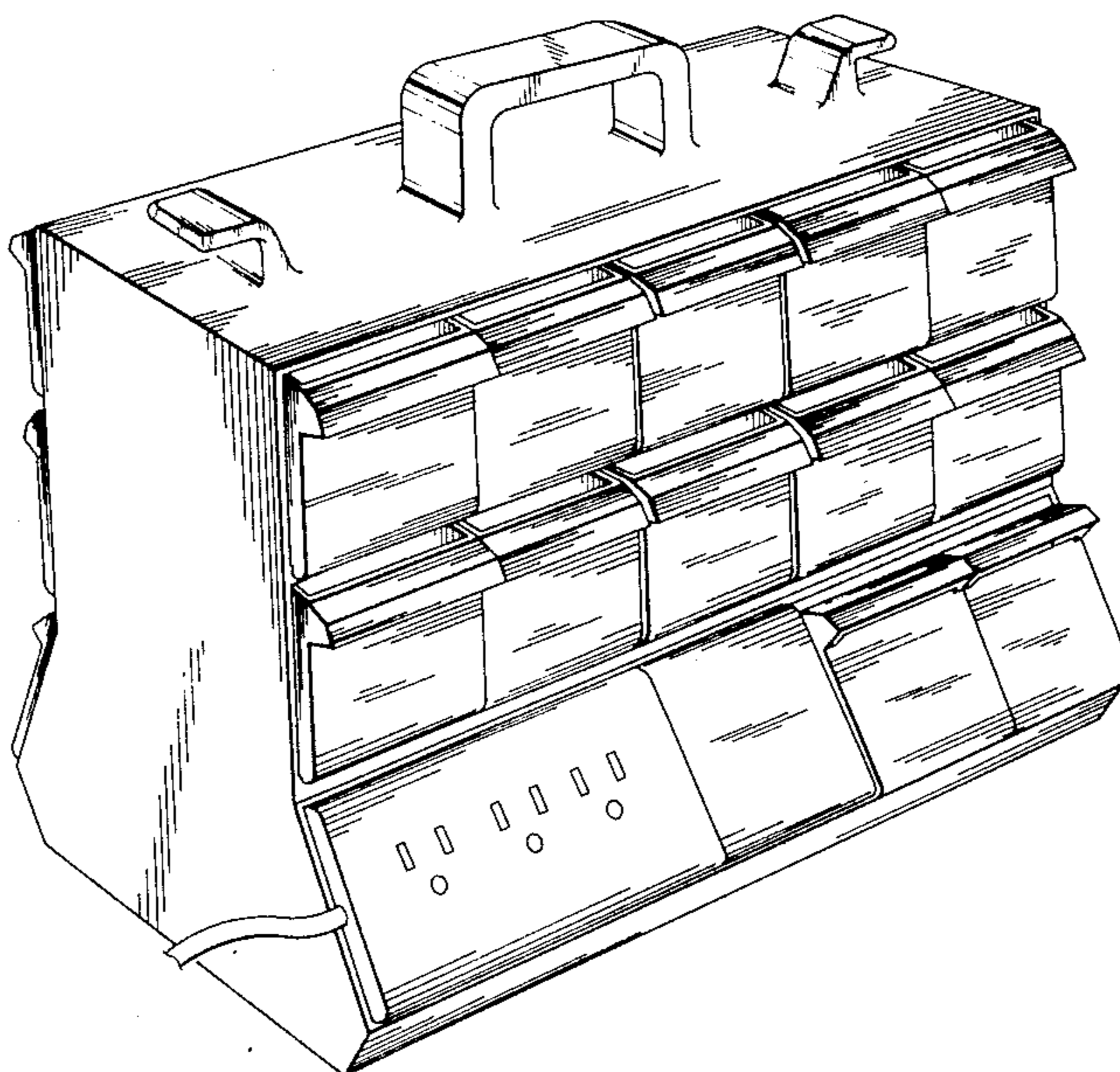
[57] CLAIM

The ornamental design for a combined drawer unit and electric powerboard, as shown and described.

DESCRIPTION

FIG. 1 is a front perspective view of a combined drawer unit and electric powerboard showing my new design, a portion of a conventional power cord is omitted for convenience of illustration; and

FIG. 2 is a rear perspective view thereof showing two of the pivoted drawers in the open position.



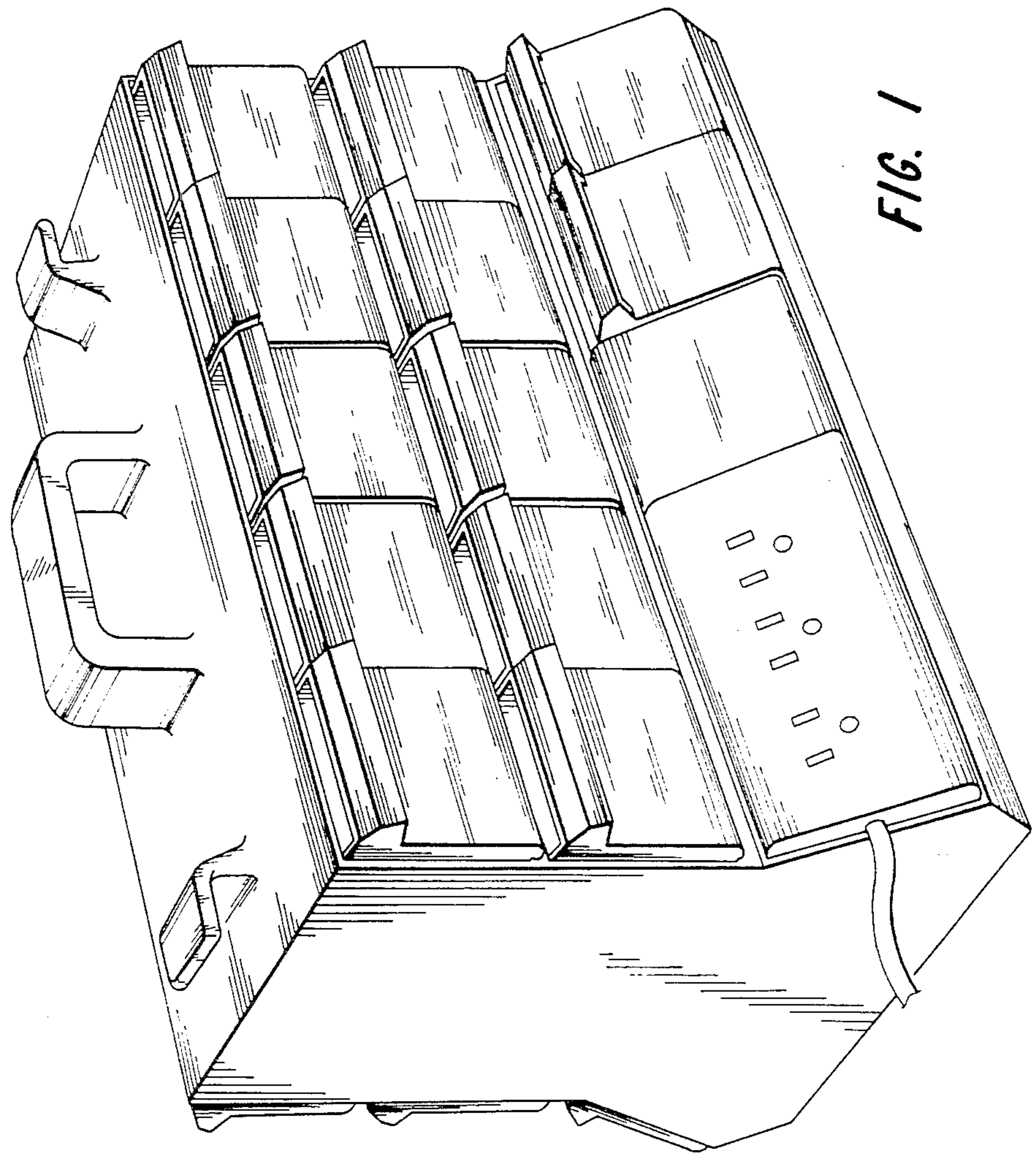


FIG. 1




FIG. 2