

[54] ELECTRIC LAMP

[76] Inventor: Kimiko Ikeda, 6-15, Sendagaya 5-chome, Shibuya-ku, Tokyo, Japan

[\*\*] Term: 14 Years

[21] Appl. No.: 520,804

[22] Filed: Aug. 5, 1983

[30] Foreign Application Priority Data

Feb. 8, 1983 [JP] Japan ..... 58-4759

[52] U.S. Cl. .... D26/93; D11/131; D26/72

[58] Field of Search ..... D26/93-112, D26/24, 68, 67, 72, 85, 87, 88, 91, 92; 362/410-414, 431, 806; D11/131

[56] References Cited

U.S. PATENT DOCUMENTS

- D. 178,075 6/1956 Manley ..... D26/104
- D. 223,282 4/1972 Andre ..... D26/72 X
- 3,793,515 2/1974 Park ..... D26/104 X

OTHER PUBLICATIONS

Architectural Record, Mid-May, 1970, p. 21, Lamp (top).

Domus, 6-1969, p. 32, Lamp (left).  
Domus, 6-1978, AD #29, Garden Lamp.  
Industrial Design, 6-1963, p. 35, Lamp #6.

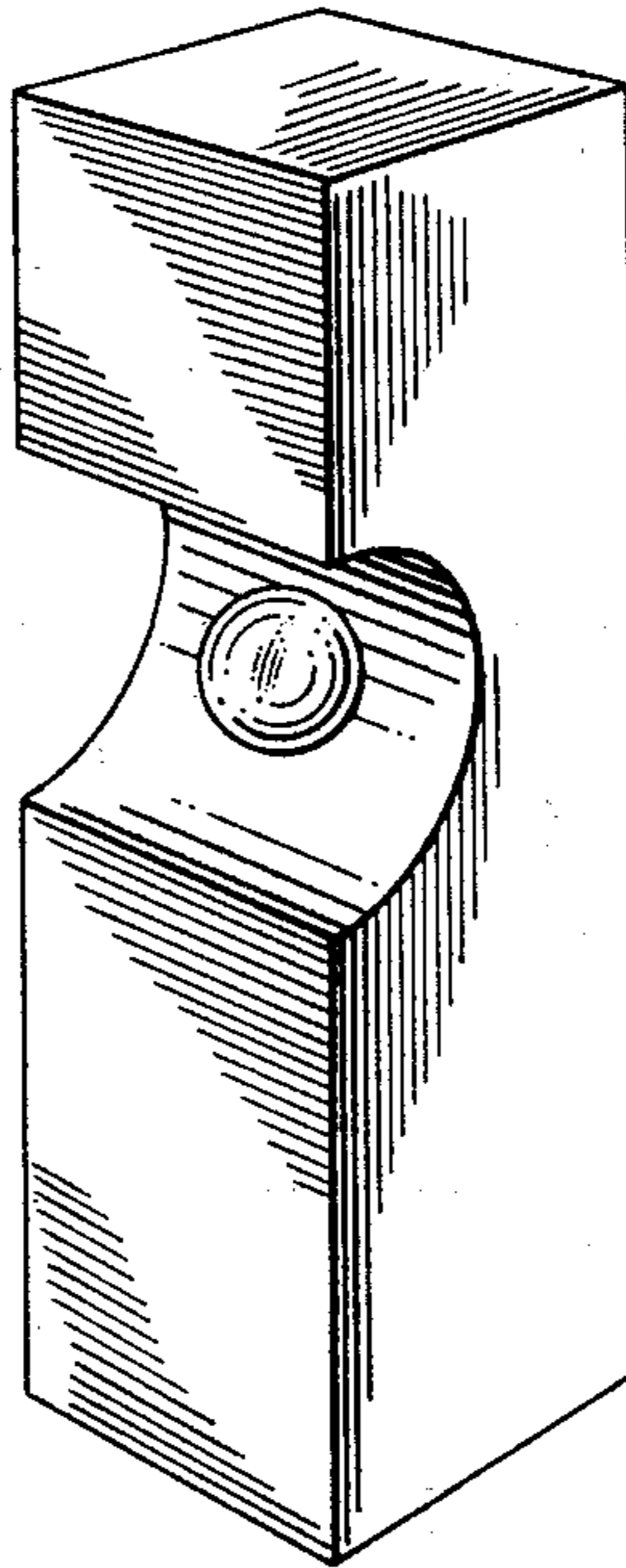
Primary Examiner—Susan J. Lucas  
Attorney, Agent, or Firm—Robert E. Burns; Emmanuel J. Lobato; Bruce L. Adams

[57] CLAIM

The ornamental design for an electric lamp, substantially as shown and described.

DESCRIPTION

FIG. 1 is a front elevational view of an electric lamp showing my new design;  
 FIG. 2 is a top plan view thereof, the bottom being a mirror image thereto;  
 FIG. 3 is a rear elevational view thereof;  
 FIG. 4 is a right side elevational view thereof, the left side being a mirror image thereto;  
 FIG. 5 is a top right perspective view thereof;  
 FIG. 6 is a cross-sectional view thereof taken generally along the line 6—6 of FIG. 1 with the inner contents thereof omitted for clarity; and  
 FIG. 7 is a cross-sectional view thereof taken generally along the line 7—7 of FIG. 1 with the inner contents thereof omitted for clarity.



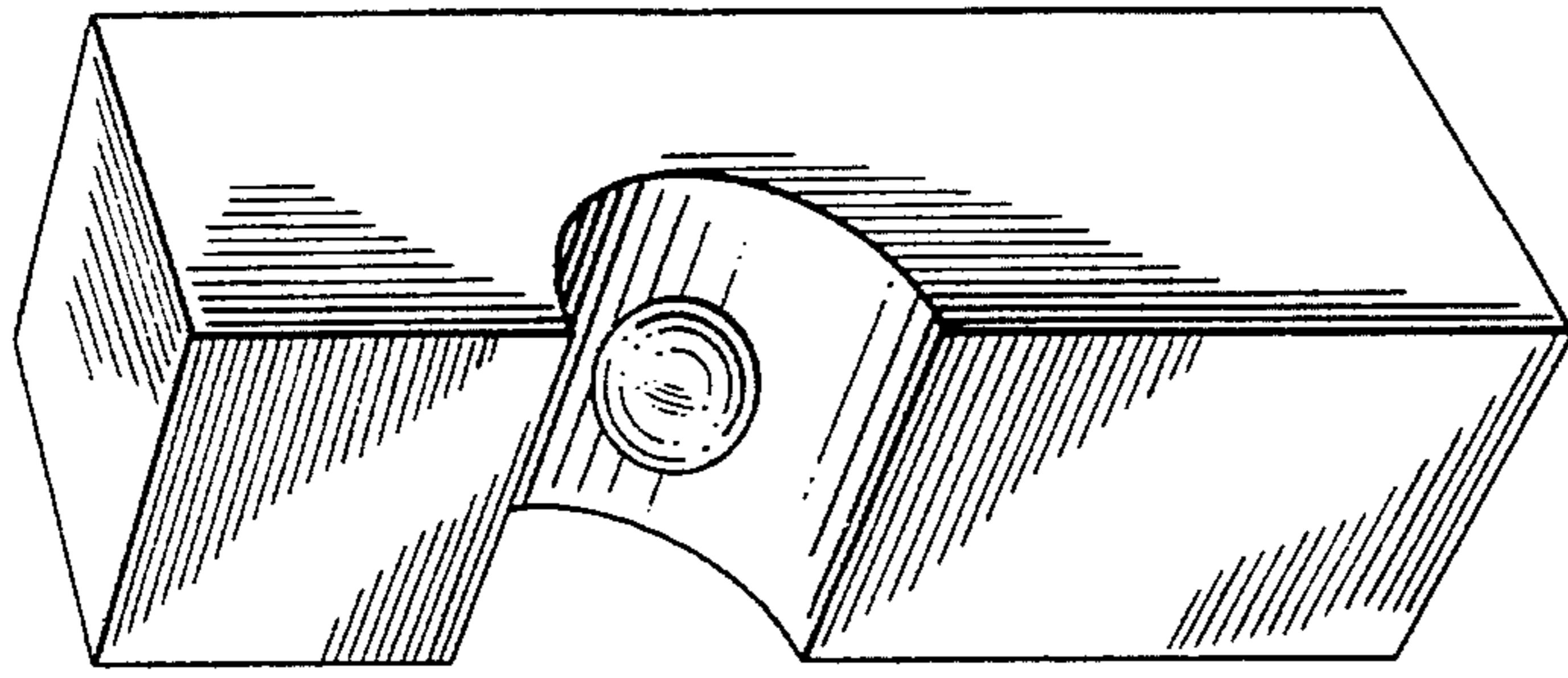


FIG. 5

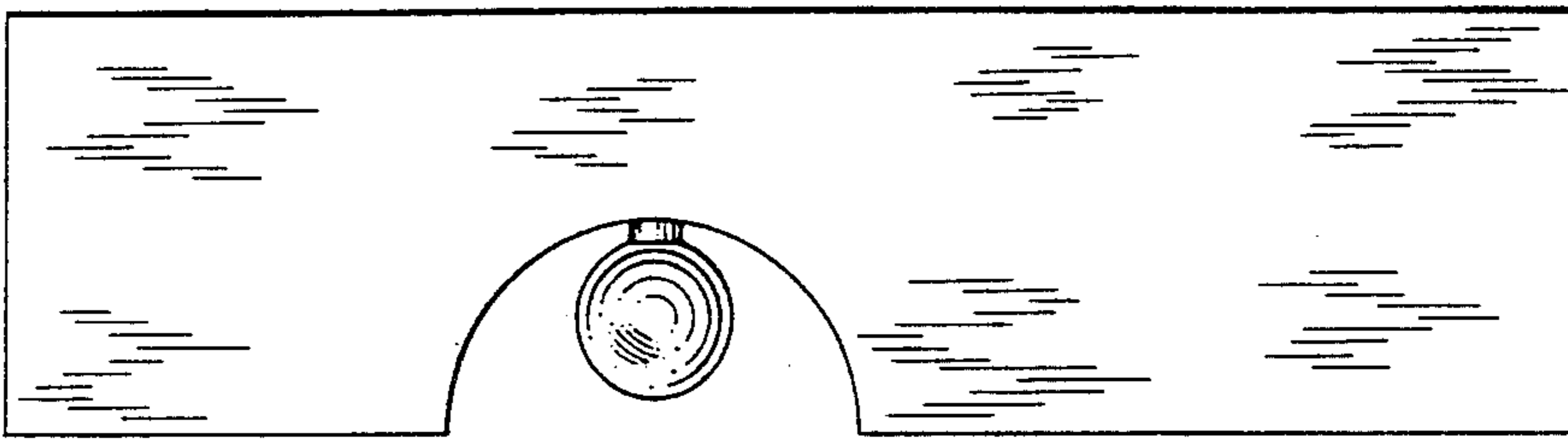


FIG. 4

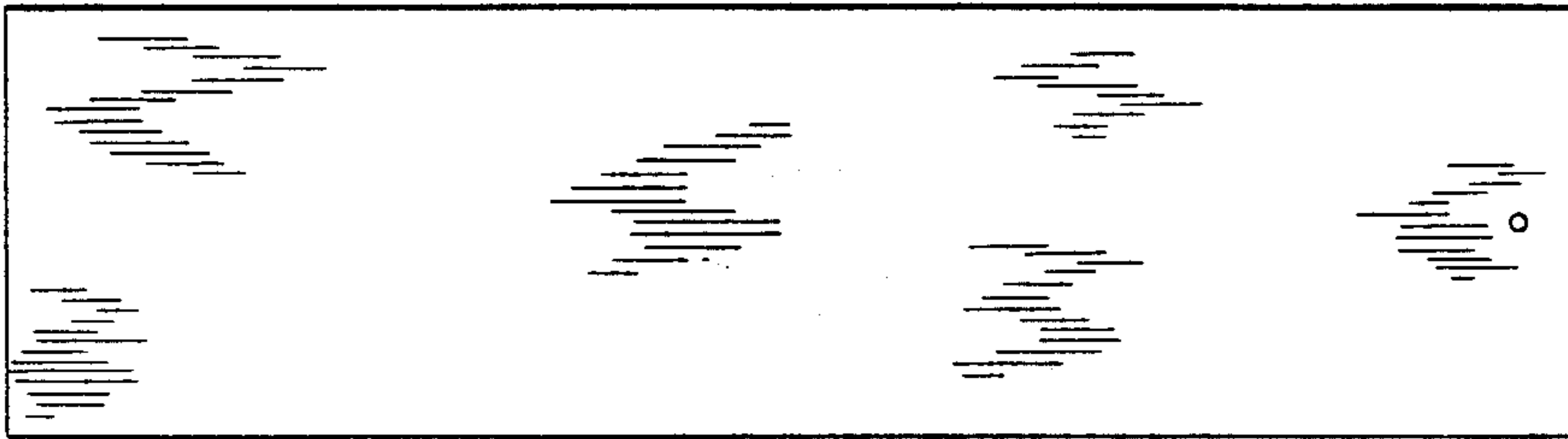


FIG. 3

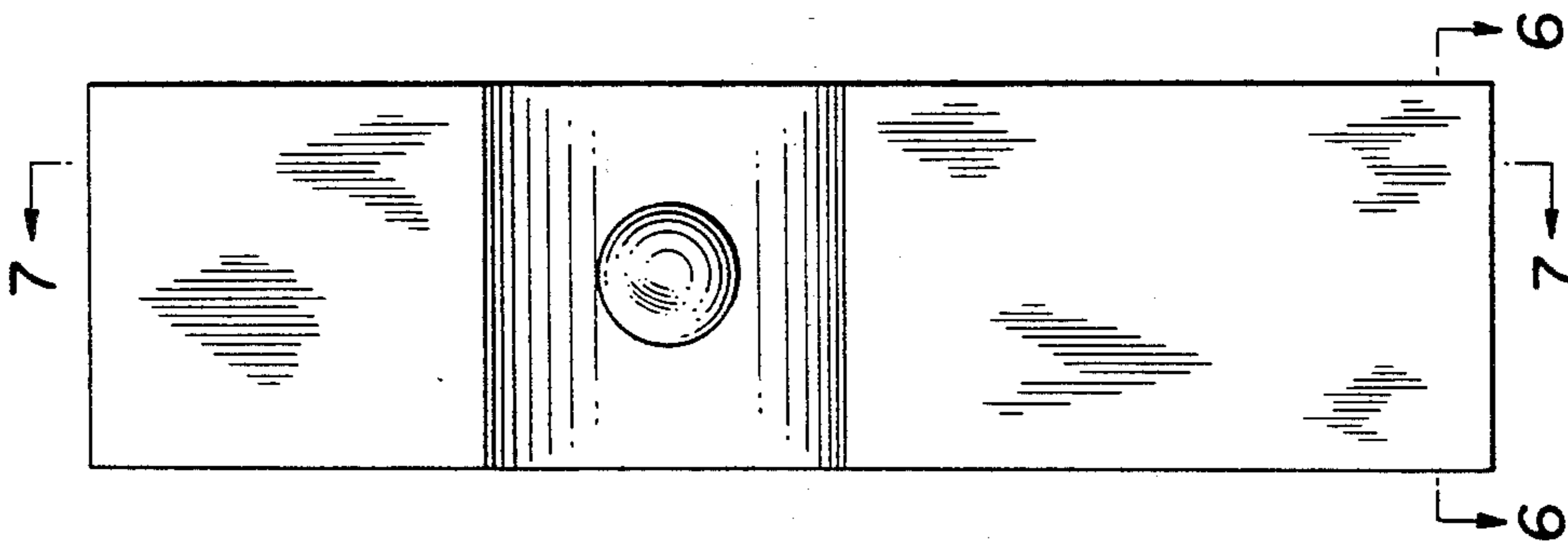


FIG. 1



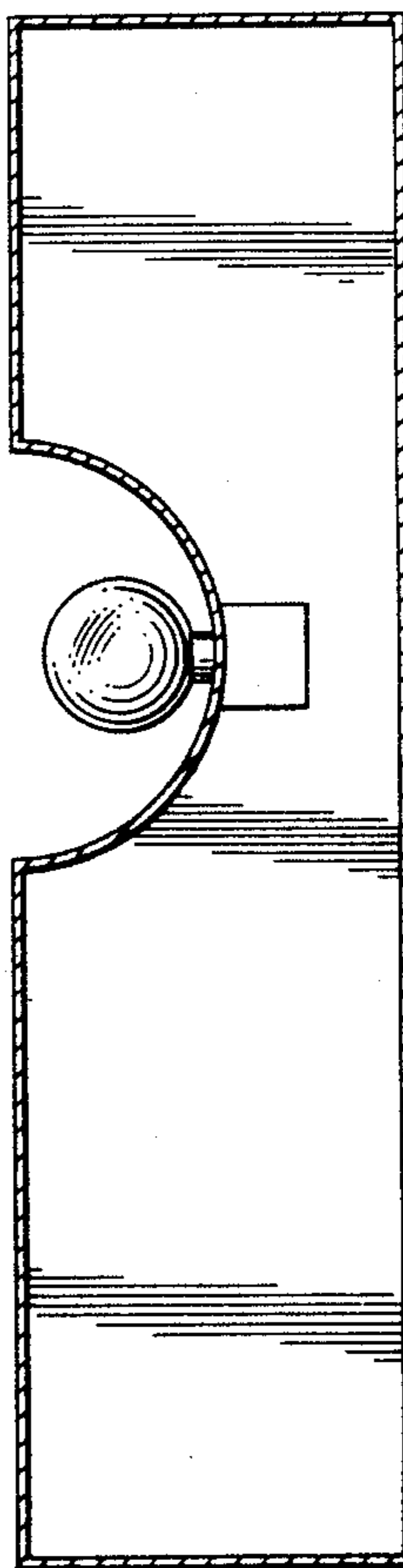


FIG. 2



*FIG. 6*



*FIG. 7*