

[54] FLUID REGULATOR OR THE LIKE

[75] Inventors: Charles D. Wroten; Robert F. Goodman, both of Winston-Salem, N.C.

[73] Assignee: Fairchild Industries, Inc., Chantilly, Va.

[\*\*] Term: 14 Years

[21] Appl. No.: 486,895

[22] Filed: Apr. 20, 1983

[52] U.S. Cl. .... D23/21

[58] Field of Search ..... D23/19-22, D23/38, 39; 251/336, 337; 137/505

[56] References Cited

U.S. PATENT DOCUMENTS

- D. 103,582 3/1937 Murphy ..... D23/21
- D. 153,064 3/1949 Hemmon ..... D23/21
- D. 164,824 10/1951 St. Clair ..... D23/21
- D. 172,372 6/1951 Wagner ..... D23/20

- D. 177,198 3/1956 Terry ..... D23/19
- D. 224,106 7/1972 Baranowski, Jr. .... D23/21
- D. 259,734 6/1981 Cerrato ..... D23/21
- 1,733,432 10/1929 Slinger ..... D23/21 X
- 2,593,557 4/1952 Hamilton ..... 137/505 X
- 3,593,958 7/1971 Mueller ..... 251/366
- 3,699,998 10/1972 Baranowski, Jr. .... 251/367


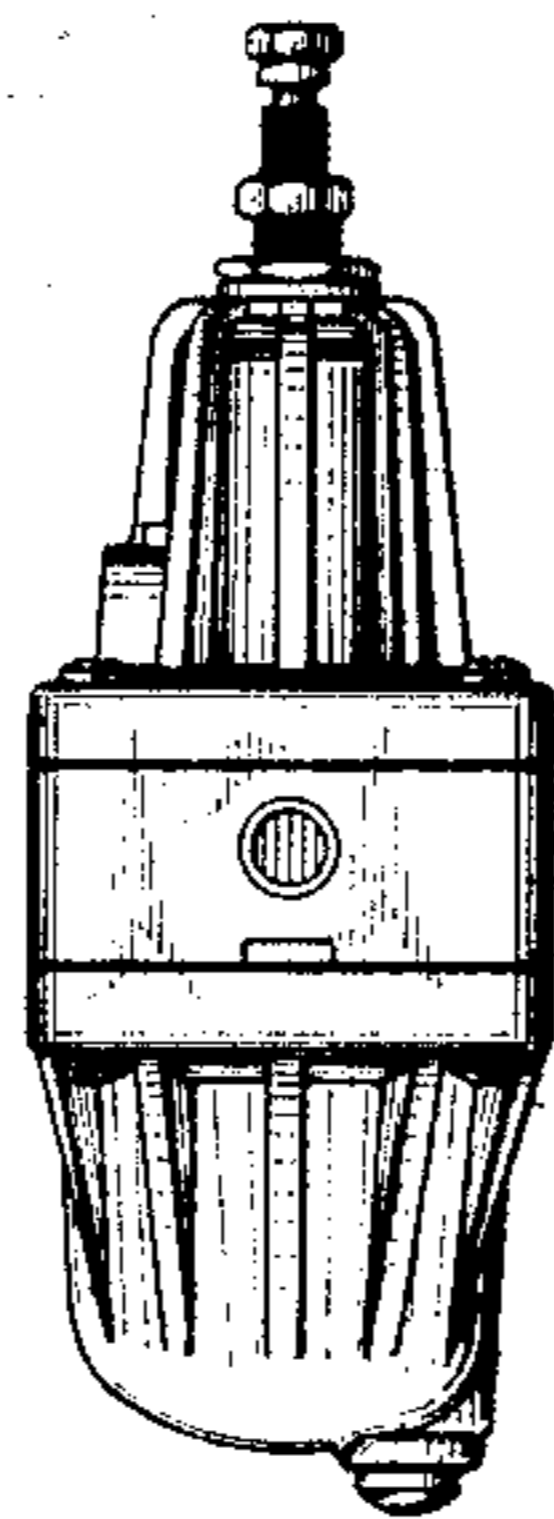
Primary Examiner—James R. Largen  
Attorney, Agent, or Firm—Michael W. York

[57] CLAIM

The ornamental design for a fluid regulator or the like, substantially as shown and described.

DESCRIPTION

FIG. 1 is a right side elevational view of a fluid regulator or the like showing our new design, the left side being a mirror image of the right side shown; FIG. 2 is a front elevational view thereof; FIG. 3 is a top plan view thereof; FIG. 4 is a bottom plan view thereof; and FIG. 5 is a rear elevational view thereof.



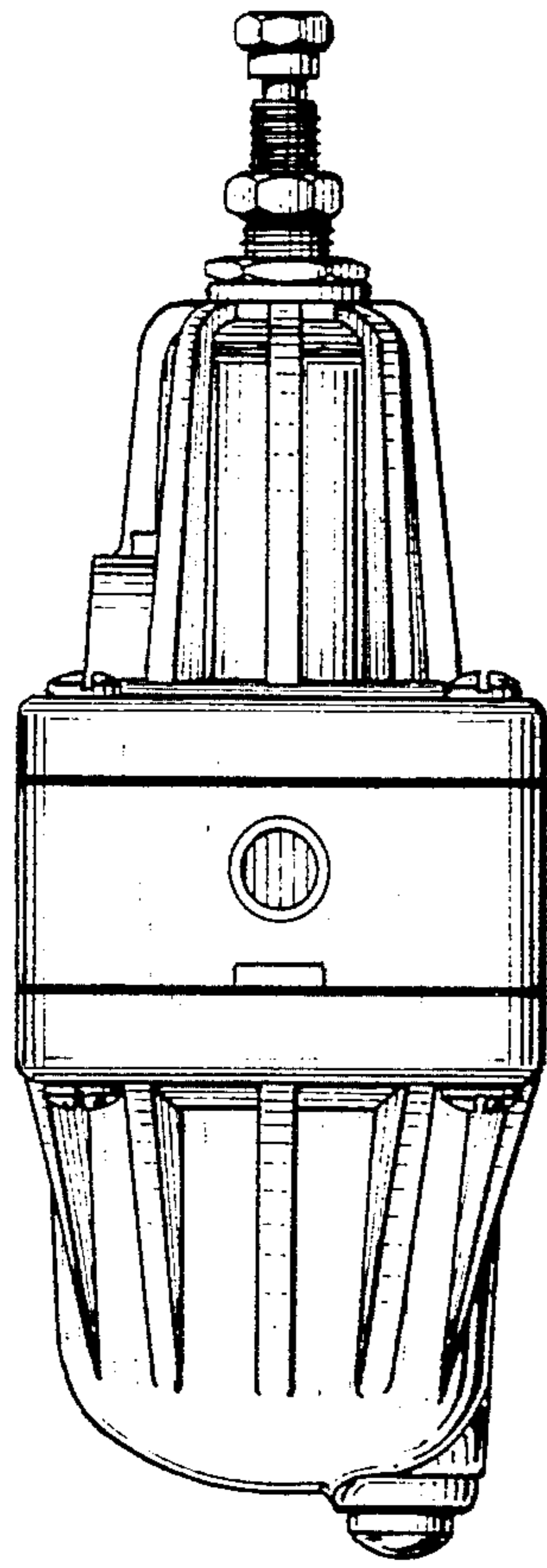


Fig. 1

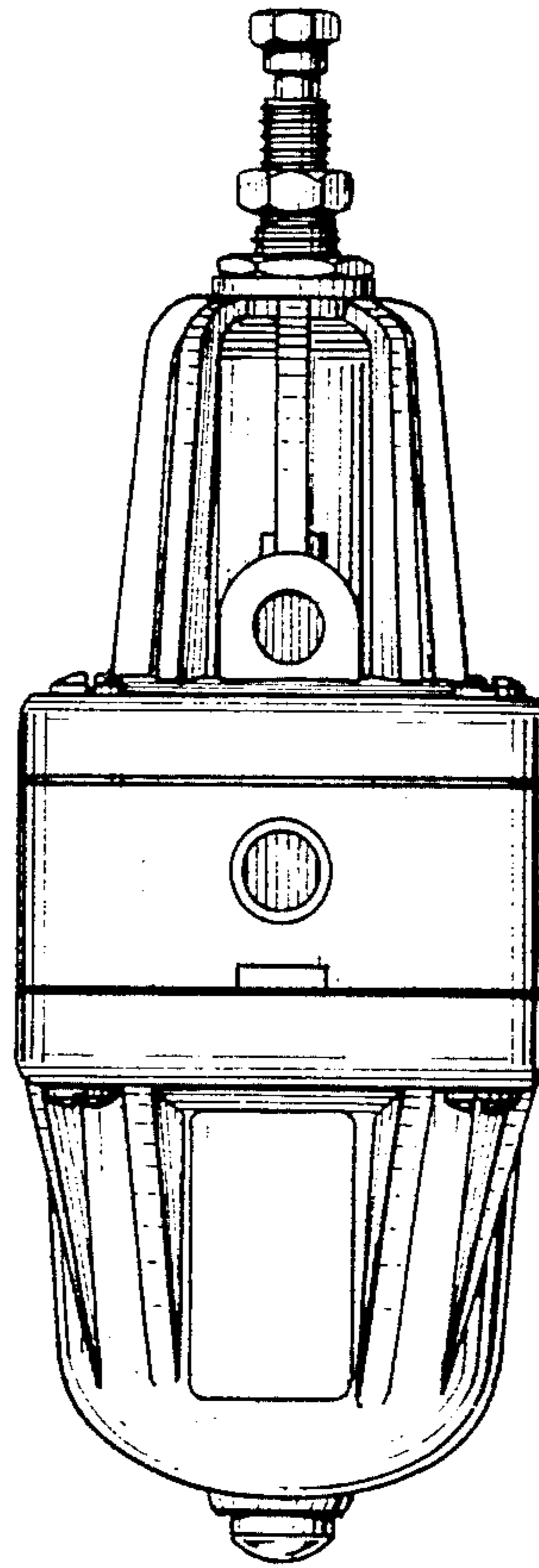


Fig. 2




Fig. 3




Fig. 4

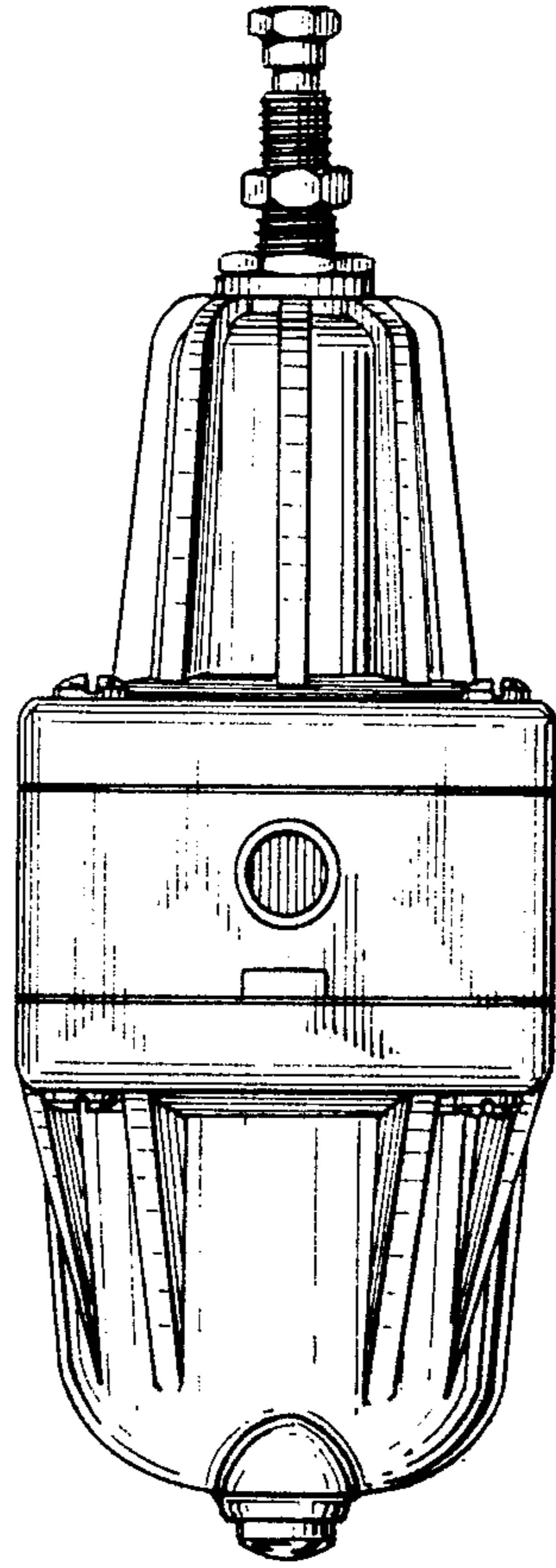


Fig. 5