

[54] **RACKET FOR TENNIS AND SIMILAR GAMES**

[75] **Inventor: Phillip J. Melby, Mason City, Iowa**

[73] **Assignee: Mel-Co Corporation, Mason City, Iowa**

[\*\*] **Term: 14 Years**

[21] **Appl. No.: 717,647**

[22] **Filed: Mar. 29, 1985**

**Related U.S. Application Data**

[63] **Continuation-in-part of Ser. No. 482,043, Apr. 4, 1983, abandoned.**

[52] **U.S. Cl. .... D21/212**

[58] **Field of Search ..... D21/212, 213; 273/73 C, 273/73 G, 73 H, 73 J, 73 F, 73 R**

[56] **References Cited**

**U.S. PATENT DOCUMENTS**

D. 238,593	1/1976	Sweet et al. .
D. 256,823	9/1980	James .
1,536,255	5/1925	Beal .
3,734,499	5/1973	Goldstein .
3,834,699	9/1974	Pass .
3,917,267	11/1975	McGrath .
4,213,608	7/1980	Krishnan .

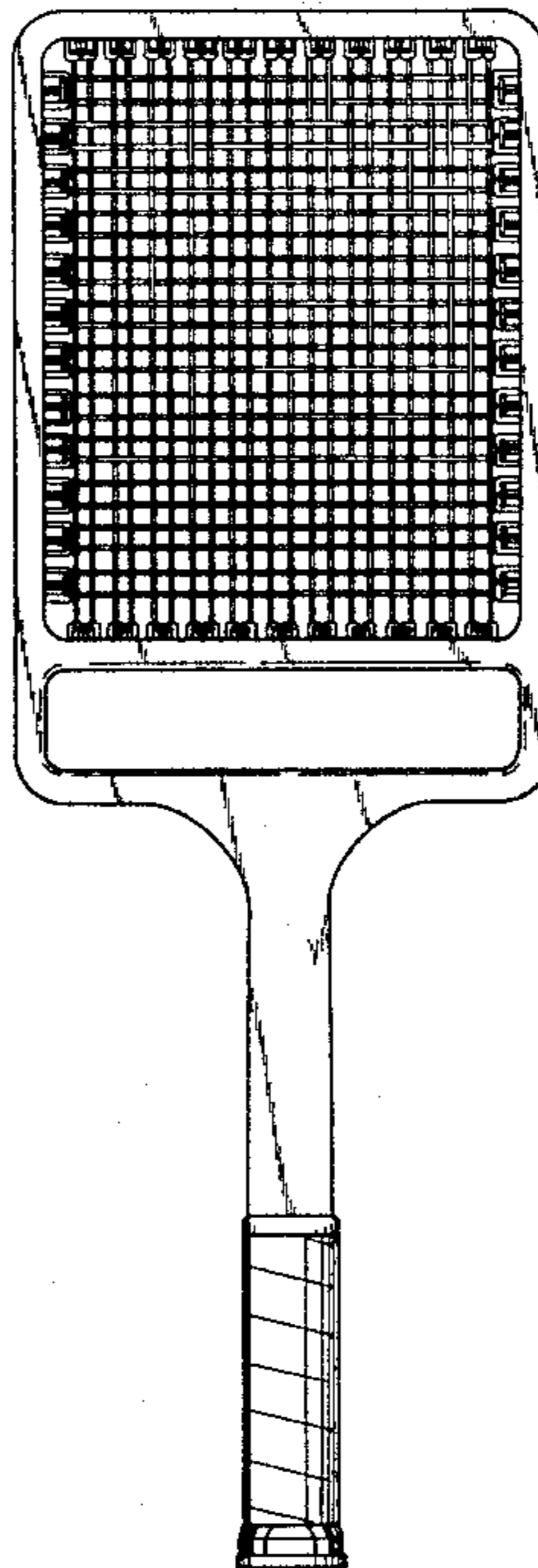
*Primary Examiner*—Melvin B. Feifer  
*Attorney, Agent, or Firm*—Robert T. Johnson

[57] **CLAIM**

The ornamental design for a racket for tennis or similar games, as shown and described.

**DESCRIPTION**

FIG. 1 is a front elevation of a racket for tennis or similar games showing my new design. The opposite side of FIG. 1 is substantially a mirror image thereof. FIG. 2 is an edge view of the racket of FIG. 1.



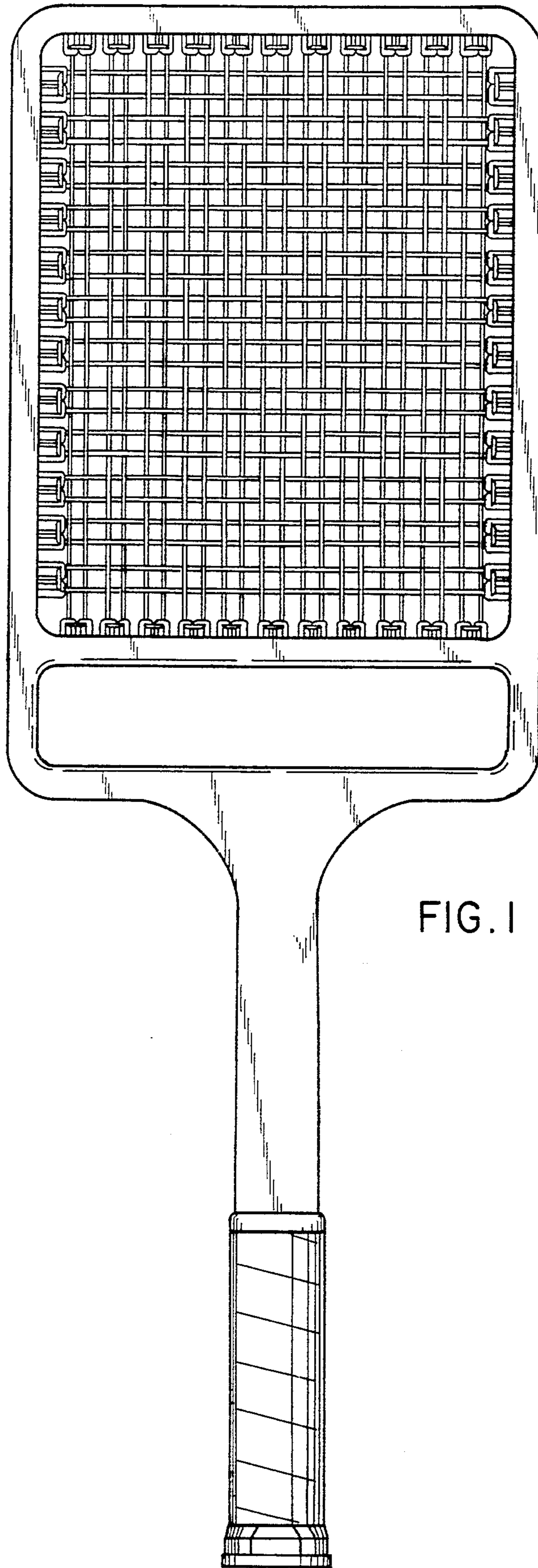


FIG. 1

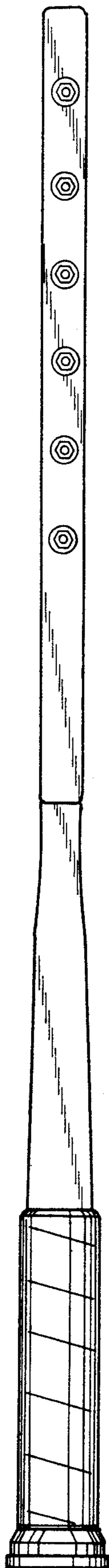


FIG.2