

[54] **RAILWAY TIE PAD**

[75] **Inventor: Thomas W. Cooper, Erie, Pa.**  
[73] **Assignee: True Temper Railway Appliances, Inc., Chicago, Ill.**

[\*\*] **Term: 14 Years**

[21] **Appl. No.: 513,929**

[22] **Filed: Jul. 14, 1983**

[52] **U.S. Cl. .... D12/51**

[58] **Field of Search ..... D12/51; 238/287, 301**

[56] **References Cited**

**U.S. PATENT DOCUMENTS**

3,491,947 1/1970 Blix, Jr. .... 238/287

3,827,631 8/1974 Kirik ..... 238/287  
4,175,700 11/1979 Gehrke ..... 238/287

*Primary Examiner*—James M. Gandy  
*Attorney, Agent, or Firm*—John K. Williamson; John L. LaPierre

[57] **CLAIM**

The ornamental design for a railway tie pad, as shown and described.

**DESCRIPTION**

FIG. 1 is a top plan view of a railway tie pad illustrating my design;  
FIG. 2 is a front/or rear elevation view thereof;  
FIG. 3 is a bottom plan view thereof; and  
FIG. 4 is a right/or left side elevation view thereof in inverted condition.




FIG. 1




FIG. 2

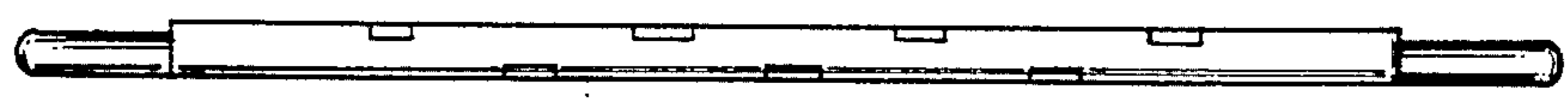


FIG. 3

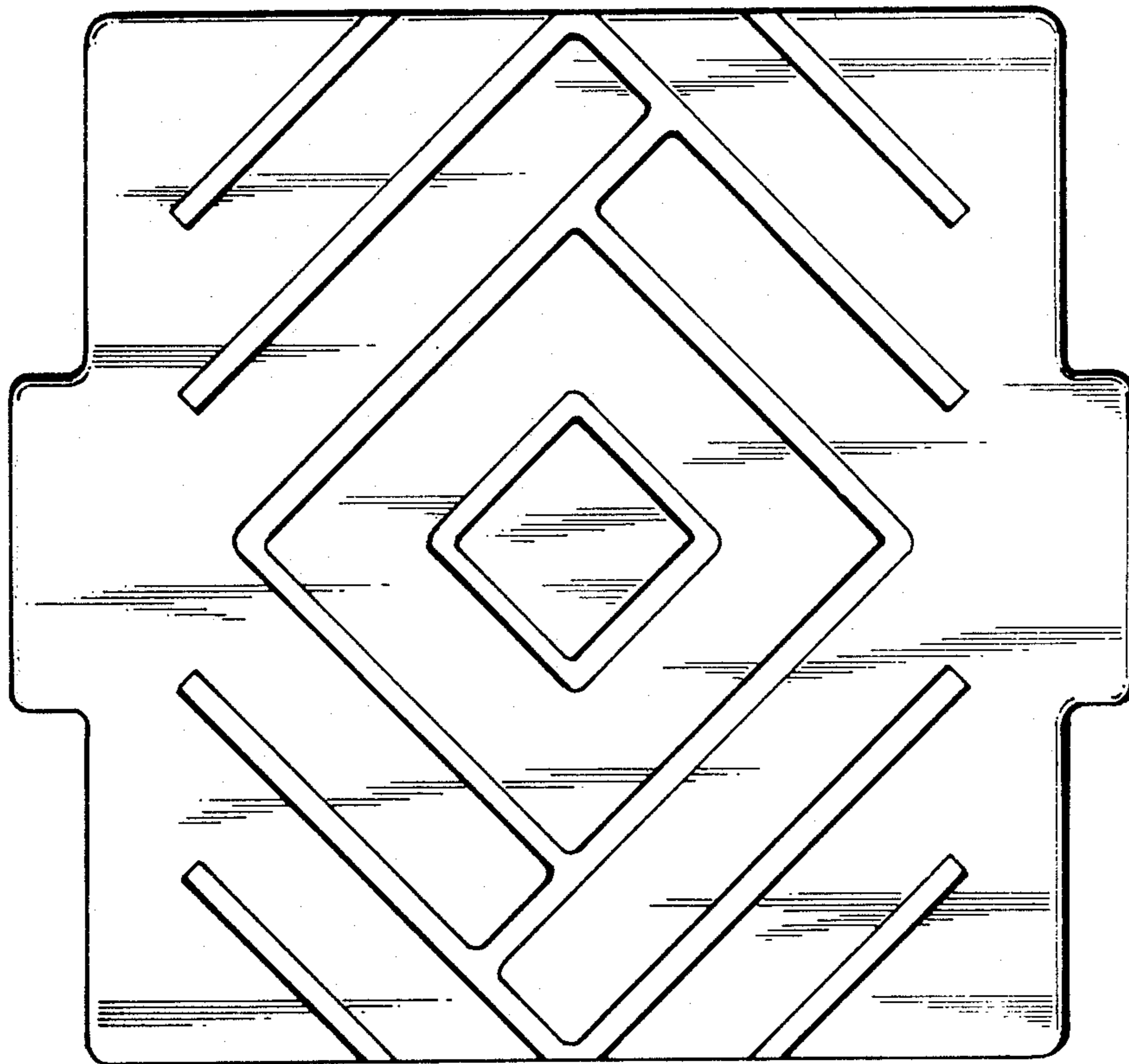


FIG. 4

