

[54] COMBINED MICROBIOLOGICAL TEST TRAY AND HOLDER

[75] Inventor: James H. Godsey, Huntington Station, N.Y.

[73] Assignee: American Home Products Corporation (Del.), New York, N.Y.

[**] Term: 14 Years

[21] Appl. No.: 504,997

[22] Filed: Jun. 16, 1983

[52] U.S. Cl. D24/31; D9/341

[58] Field of Search D24/31, 32; 206/562, 206/563, 564, 569; D9/341, 456

[56] References Cited

U.S. PATENT DOCUMENTS

3,107,204	10/1963	Brown et al.	206/564	X
3,932,141	1/1976	Beall et al.	422/102	
4,510,119	4/1985	Hevey	220/23.8	X

Primary Examiner—Wallace R. Burke

Assistant Examiner—Stella M. Reid

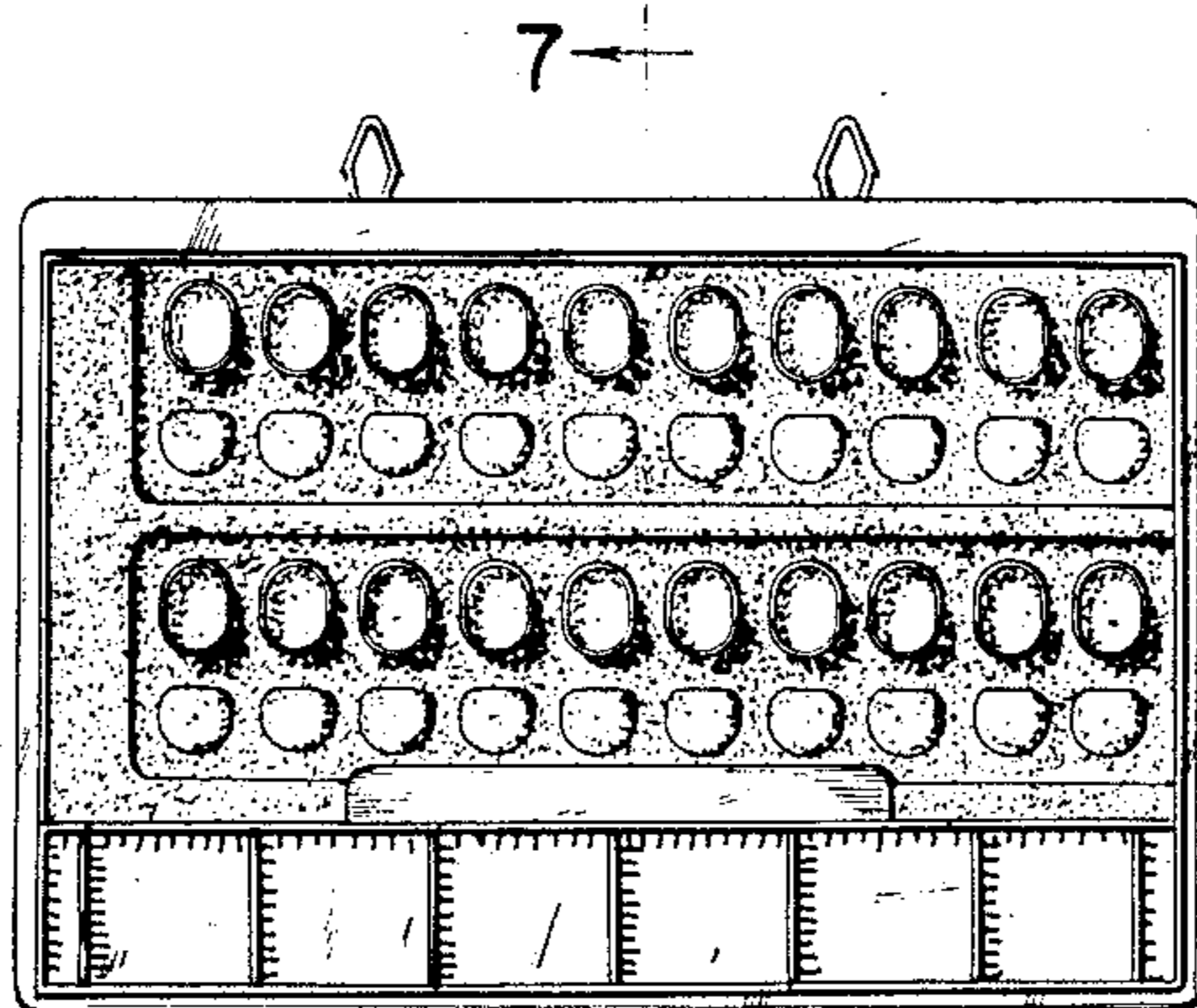
[57] CLAIM

The ornamental design for a combined microbiological

test tray and holder, substantially as shown and described.

DESCRIPTION

FIG. 1 is a top plan view of a combined microbiological test tray and holder showing my new design; FIG. 2 is a rear elevational view of the combined test tray and holder of FIG. 1; FIG. 3 is a front elevational view of the combined test tray and holder of FIG. 1; FIG. 4 is a right side elevational view of the combined test tray and holder of FIG. 1; FIG. 5 is a left side elevational view of the combined test tray and holder of FIG. 1; FIG. 6 is a bottom plan view of the combined test tray and holder of FIG. 1; FIG. 7 is a sectional view taken generally along line 7—7 of FIG. 1; FIG. 8 is an exploded view showing the test tray and holder individually, the bottom view of the test tray having the same outline; FIG. 9 is a sectional view of the test tray taken generally along line 9—9 of FIG. 8; and FIG. 10 is a sectional view of the holder taken generally along line 10—10 of FIG. 8.






FIG. 2

7 ←



FIG. 5

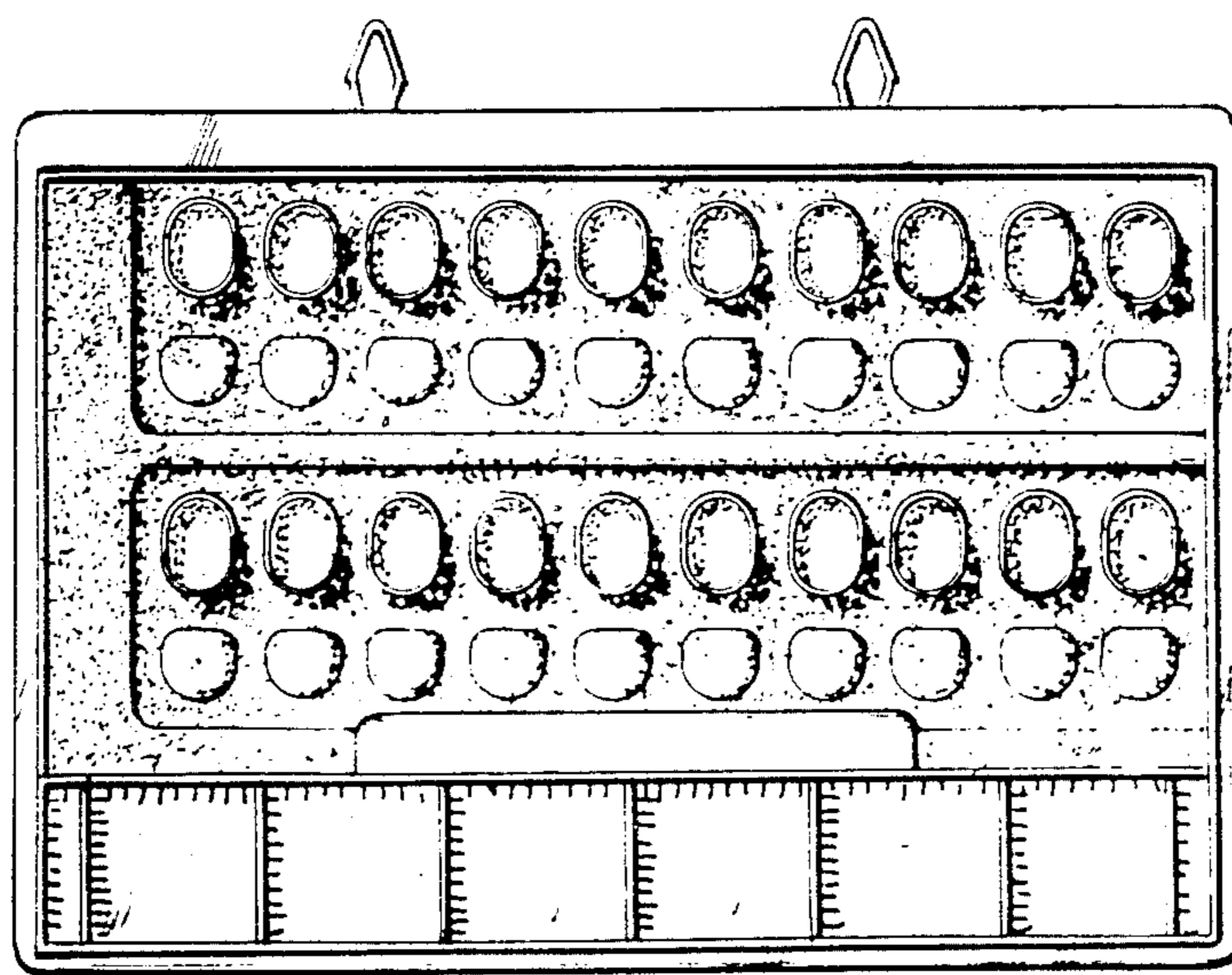


FIG. 1

7 ←




FIG. 4




FIG. 3

FIG. 6

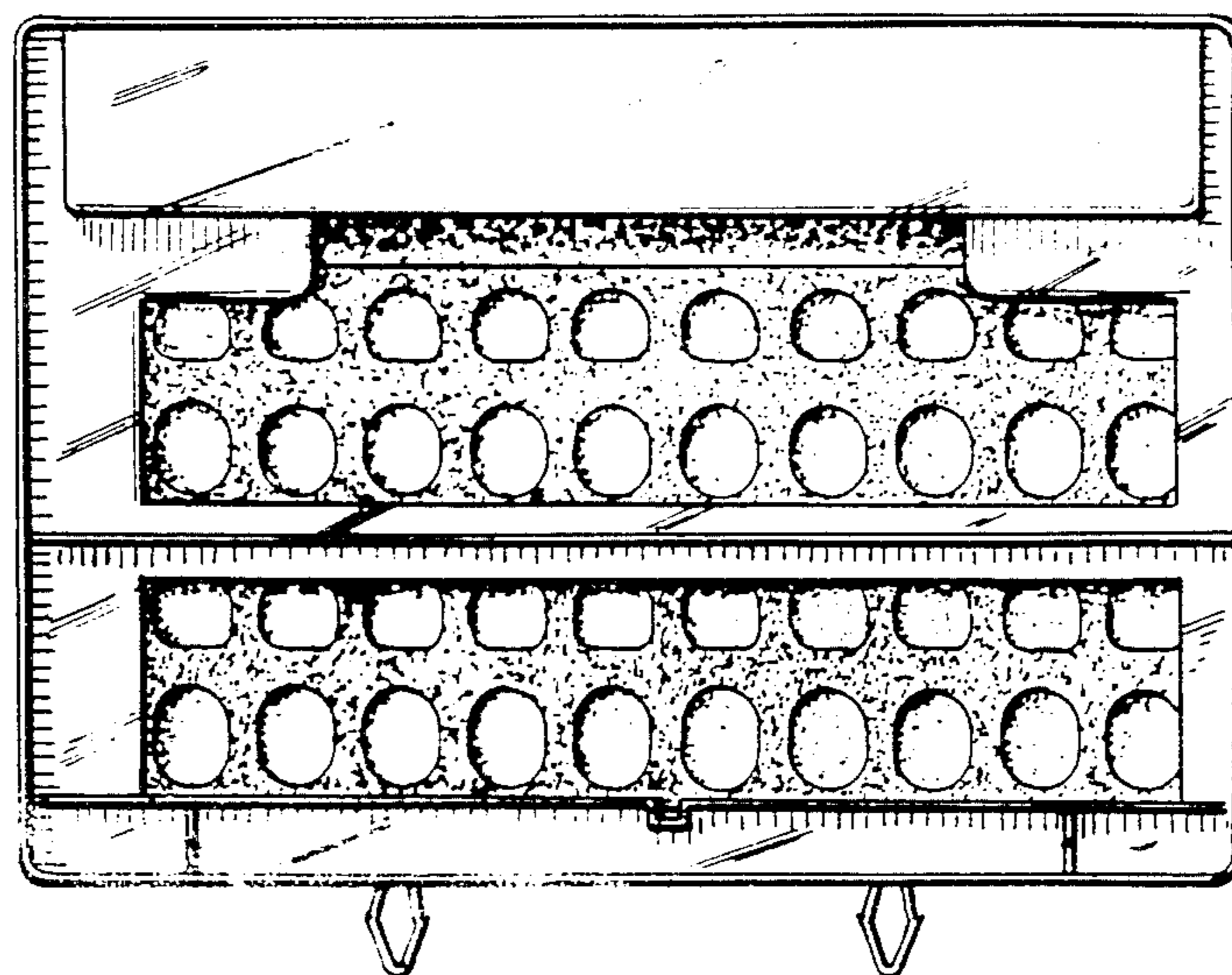




FIG. 7

9




FIG. 9

9

10

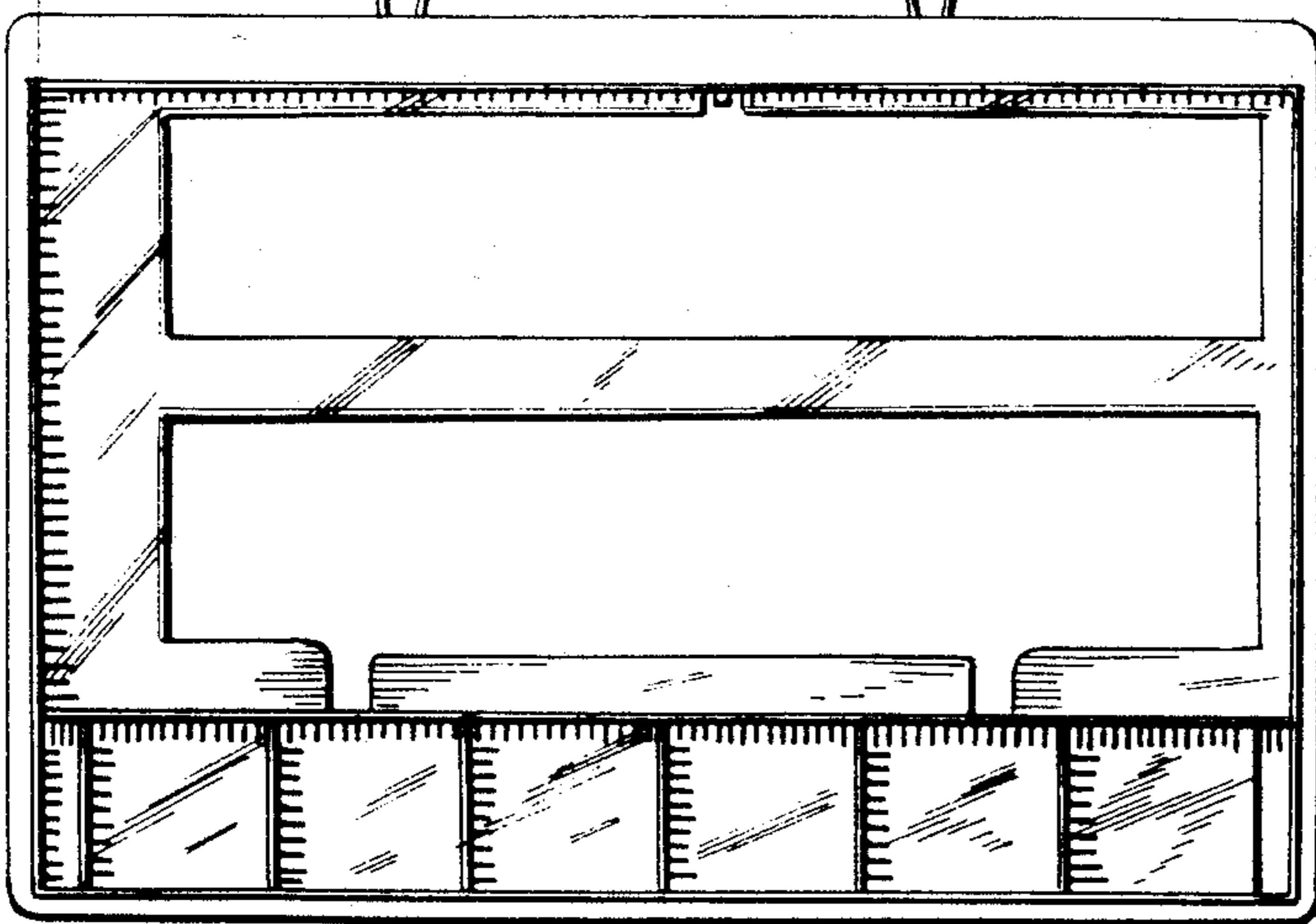


FIG. 8

FIG. 10

10

