

[54] **ATHLETIC SHOE WITH POCKET COVER FLAP**

[75] **Inventor: Robert J. Gamm, St. Louis County, Mo.**

[73] **Assignee: Kangaroos U.S.A, Inc., St. Louis, Mo.**

[**] **Term: 14 Years**

[21] **Appl. No.: 297,336**

[22] **Filed: Aug. 28, 1981**

48459	7/1981	Canada .
48460	7/1981	Canada .
48461	7/1981	Canada .
MR16756	5/1980	Fed. Rep. of Germany .
MR16757	5/1980	Fed. Rep. of Germany .
GM8016130	6/1980	Fed. Rep. of Germany .
1447044	9/1965	France .
802601	8/1980	France .
2472352	7/1981	France .
32694	2/1981	Rep. of Korea .
32695	2/1981	Rep. of Korea .
97933	5/1981	Spain .
254132	6/1981	Spain .
13054	12/1980	Taiwan .
302520	12/1928	United Kingdom .
302862	12/1928	United Kingdom .
995442	12/1979	United Kingdom .
995443	12/1980	United Kingdom .
2067384	7/1981	United Kingdom .
2067385	7/1981	United Kingdom 36/136

Related U.S. Application Data

[63] Continuation-in-part of Ser. No. 107,093, Dec. 12, 1979, Pat. No. Des. 261,823.

[52] **U.S. Cl. D2/309; D2/314**

[58] **Field of Search D2/309, 310, 311, 312, D2/313, 314; 36/83, 84, 113, 114, 136, 126-131**

References Cited

U.S. PATENT DOCUMENTS

D. 110,163	6/1938	Andrews .	
D. 261,695	11/1981	Gamm	D2/309
D. 261,823	11/1981	Gamm	D2/309
654,388	7/1900	Diemer .	
1,100,758	6/1914	McAuslin	36/136 X
2,662,677	12/1953	Perry .	
2,712,700	7/1955	Solomon .	
2,801,477	8/1957	Adams	36/136 X
3,018,570	1/1962	Bliese .	
3,114,982	12/1963	McGowan .	
4,280,287	7/1981	Gulbranson	36/136
4,309,831	1/1982	Pritt	36/32 R

FOREIGN PATENT DOCUMENTS

82020	9/1980	Australia .
0761001	9/1980	Benelux .
0761002	9/1980	Benelux .

OTHER PUBLICATIONS

Footwear News-Dec. 4, 1978, p. 27.
 Footwear News-Jan. 10, 1977, p. 27.
 Footwear News-Mar. 7, 1977, p. 35.
 B. Rosenberg & Sons, Inc. ad, 1976-vol. 776.

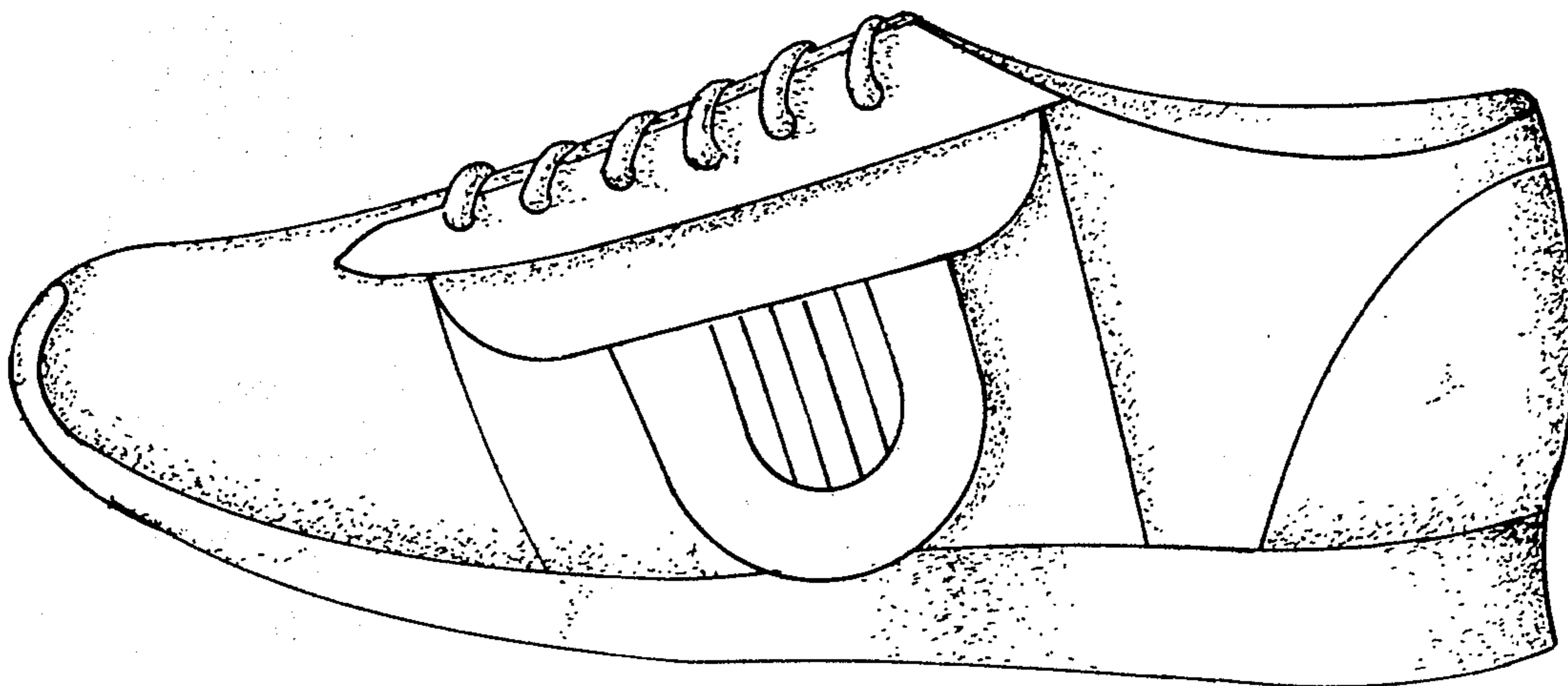
Primary Examiner—Nelson C. Holtje
Attorney, Agent, or Firm—Paul M. Denk

[57] **CLAIM**

The ornamental design for athletic shoe with pocket cover flap, as shown and described.

DESCRIPTION

FIG. 1 is a right side perspective view of an athletic shoe with pocket cover flap showing my new design; FIG. 2 is a top plan view thereof, the bottom being plain and unornamented; FIG. 3 is a left side perspective view thereof; FIG. 4 is a top-front perspective view thereof.



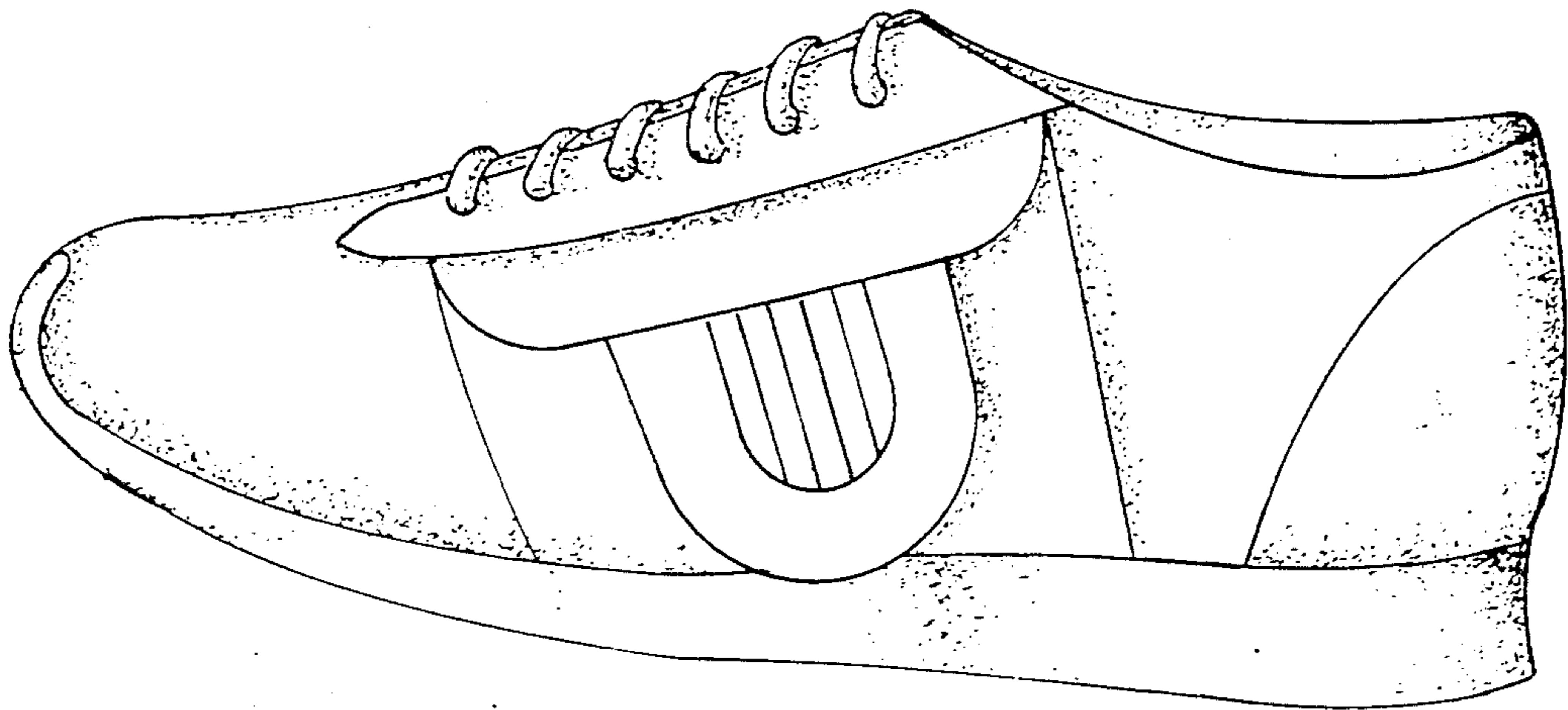


FIG. 1.

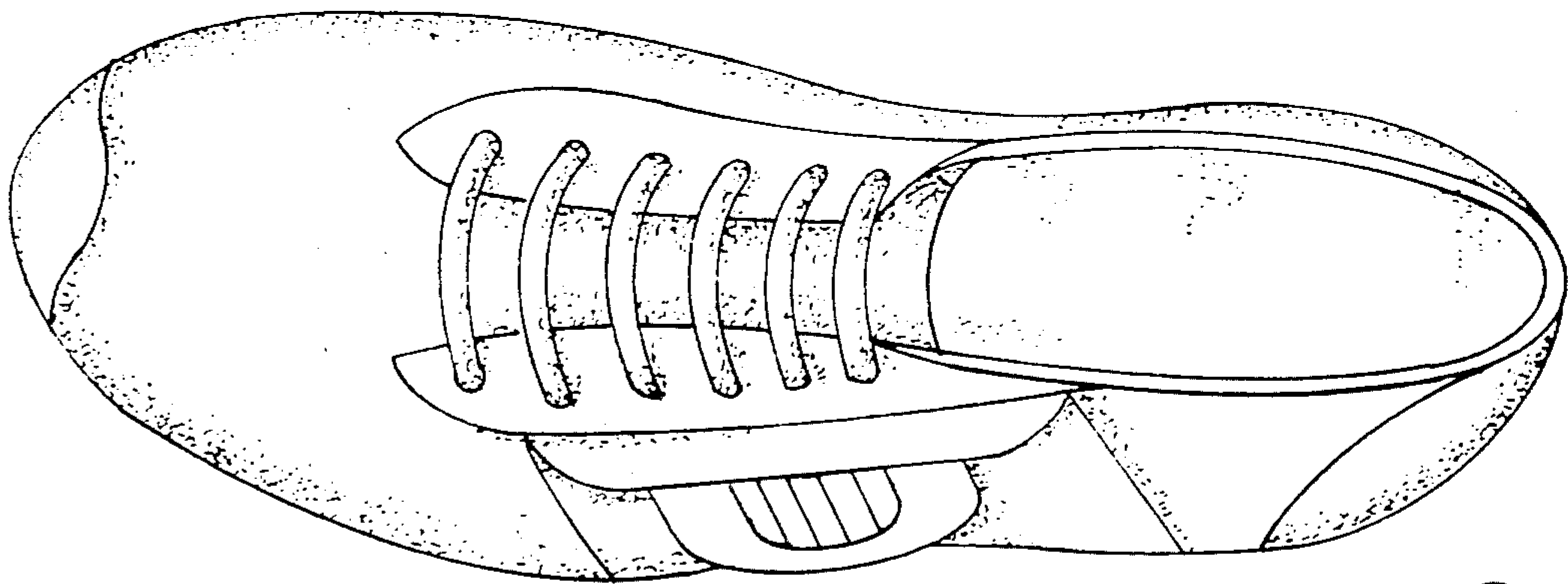


FIG. 2.

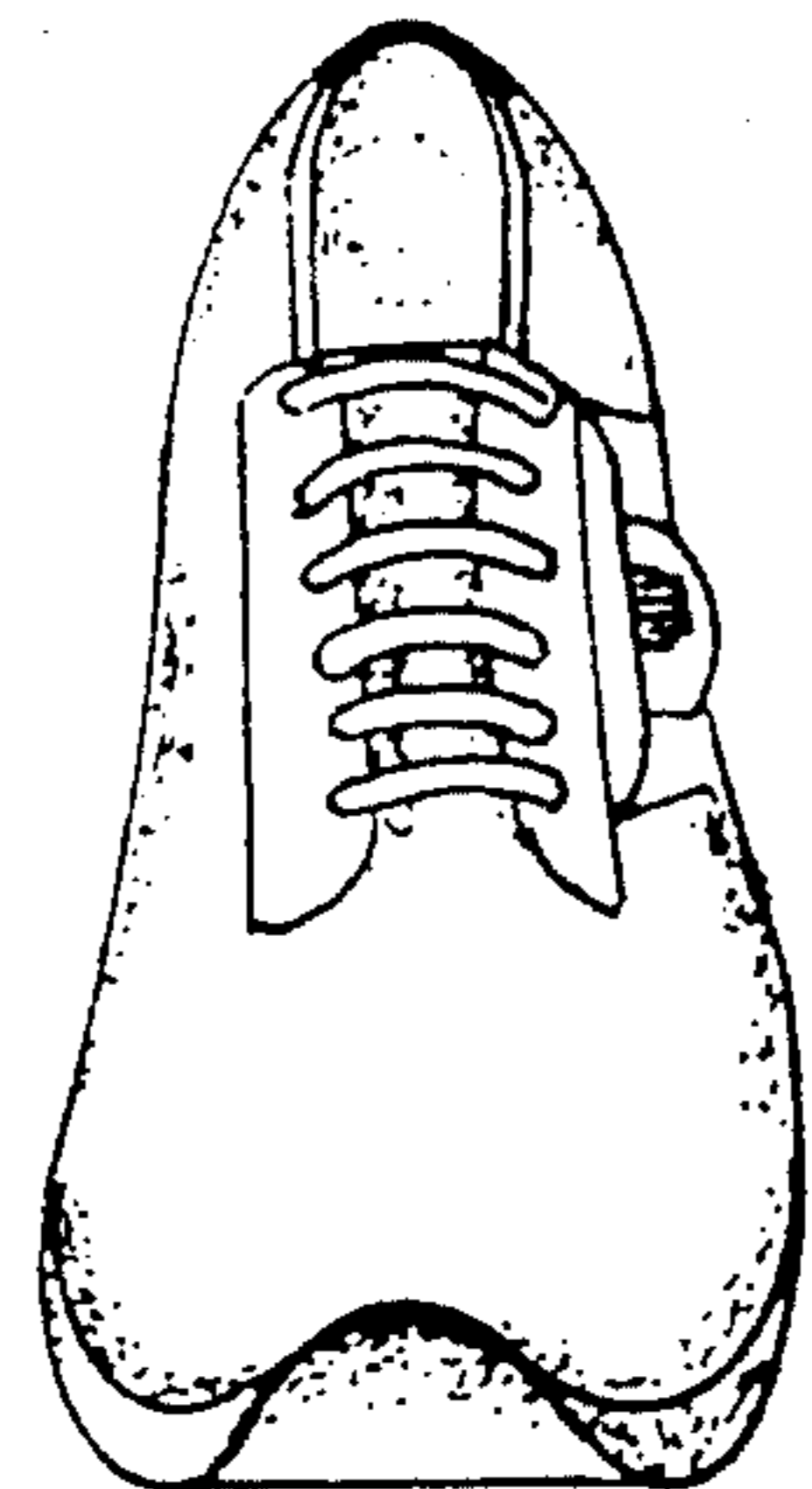


FIG. 4.

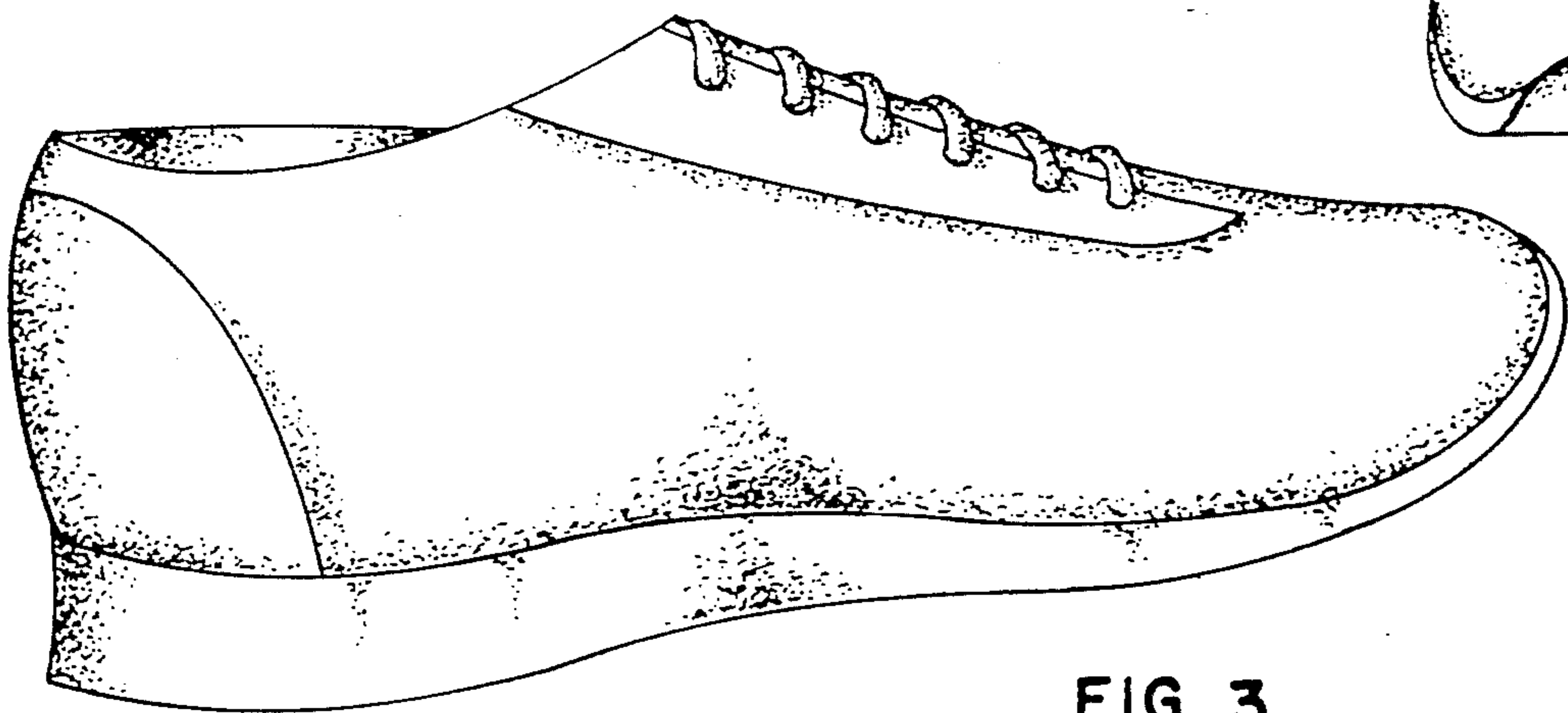


FIG. 3.