

[54] **FOOT PEDAL MASSAGER**

[75] **Inventor: F. Josef Eugster, Taitung, Taiwan**

[73] **Assignee: C. S. Industrial International, Inc., Taipei, Taiwan**

[\*\*] **Term: 14 Years**

[21] **Appl. No.: 398,571**

[22] **Filed: Jul. 15, 1982**

[52] **U.S. Cl. .... D24/36**

[58] **Field of Search .... D24/34, 36, 41, 42, D24/99; 128/25 B, 57, 67, 65, 69, 24.2, 24.5, 32, 41, 44, 62; D21/191; 272/96, 68, 126, 131-132, 144**

[56] **References Cited**

**U.S. PATENT DOCUMENTS**

1,981,379 11/1934 Thomson et al. .... 128/25 B  
4,233,966 11/1980 Takahashi .... 128/25 B

**OTHER PUBLICATIONS**

Applicant's File—Eugster, Ser. #398,571, filed Jul. 15, 1982—Massaging Foot Pedal, in FIG. 10 is prior art.

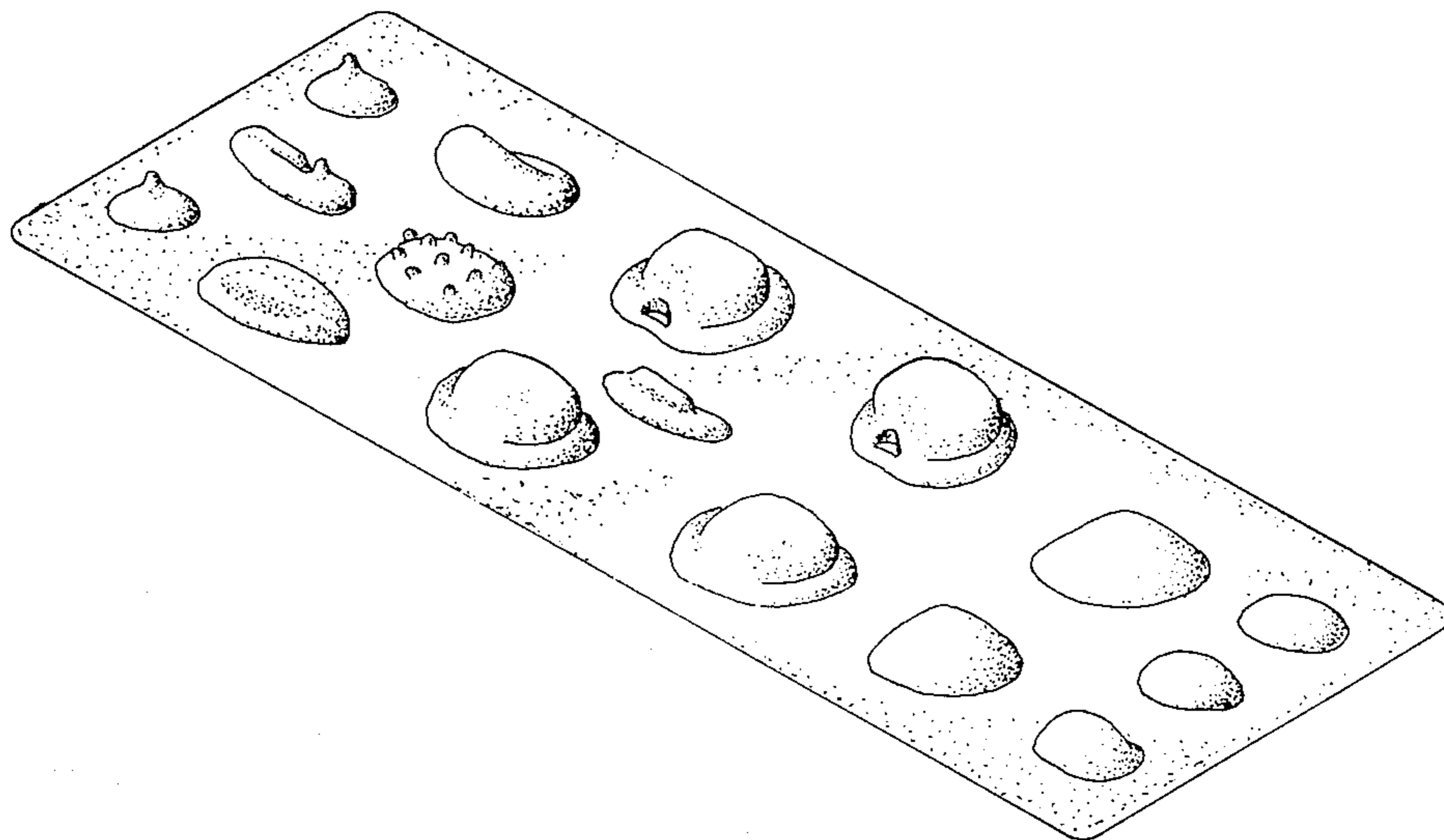
*Primary Examiner*—B. J. Bullock  
*Assistant Examiner*—Suzanne N. Gitlin  
*Attorney, Agent, or Firm*—Armstrong, Nikaido, Marmelstein & Kubovcik

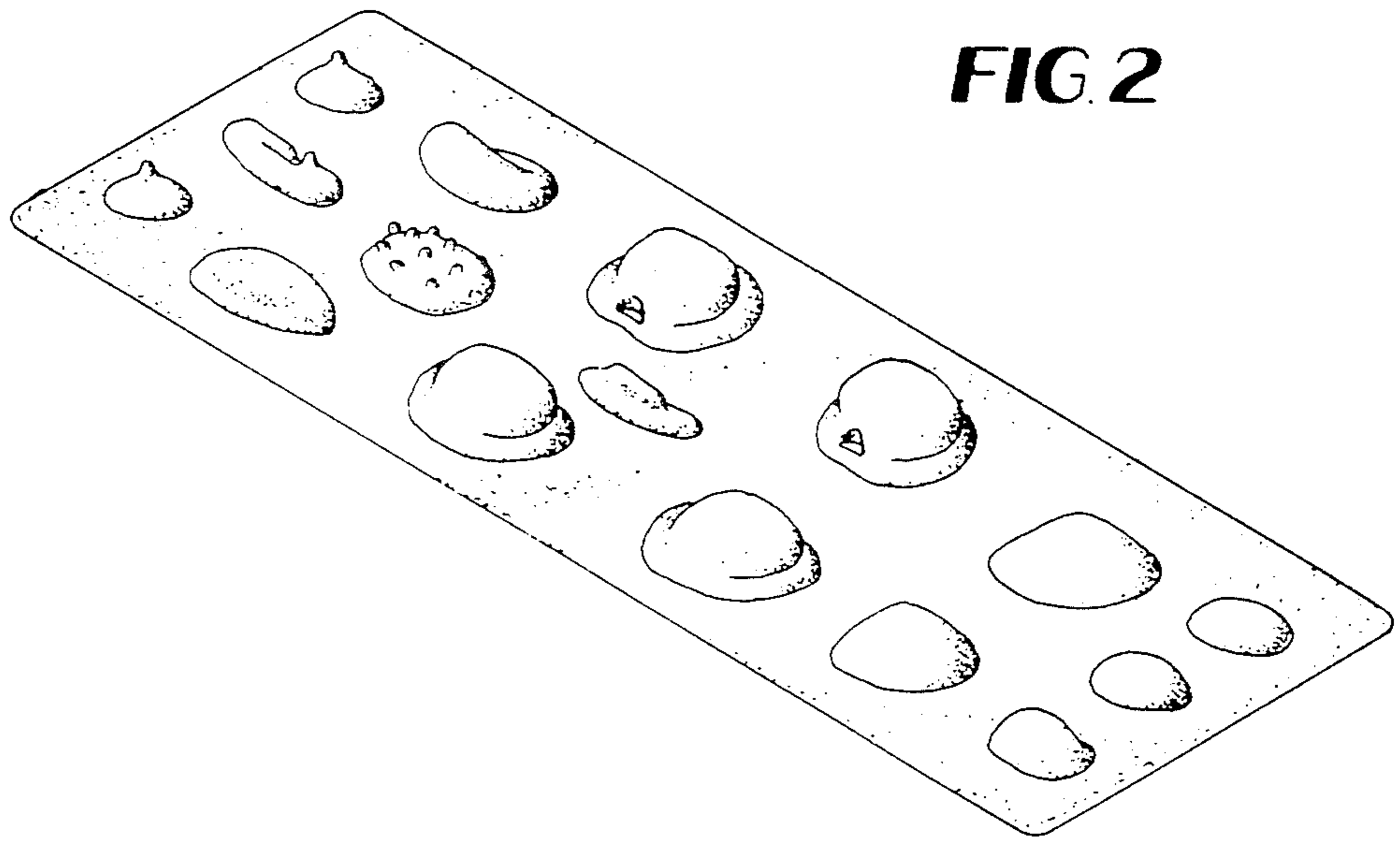
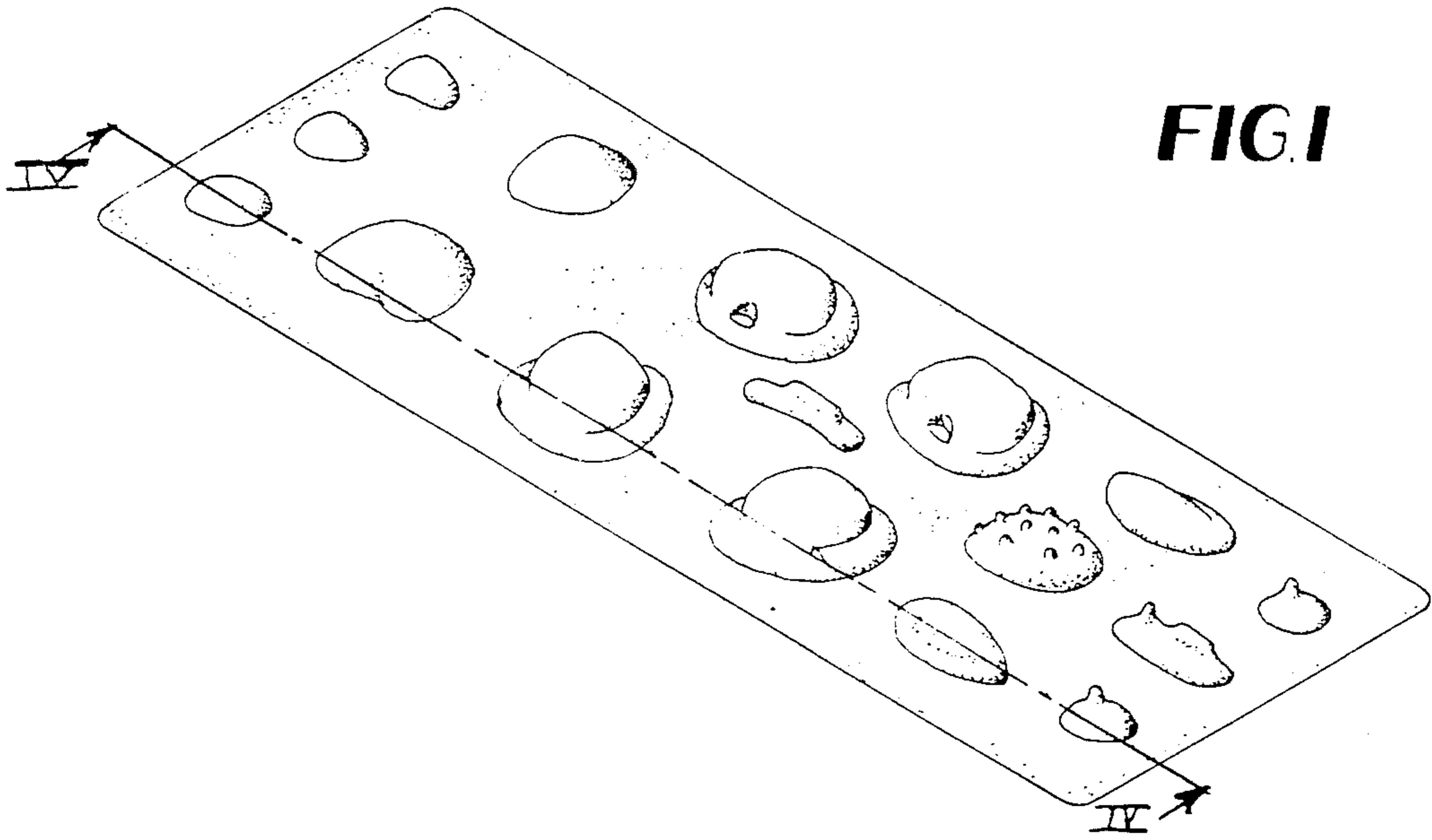
[57] **CLAIM**

The ornamental design for a food pedal massager, as shown and described.

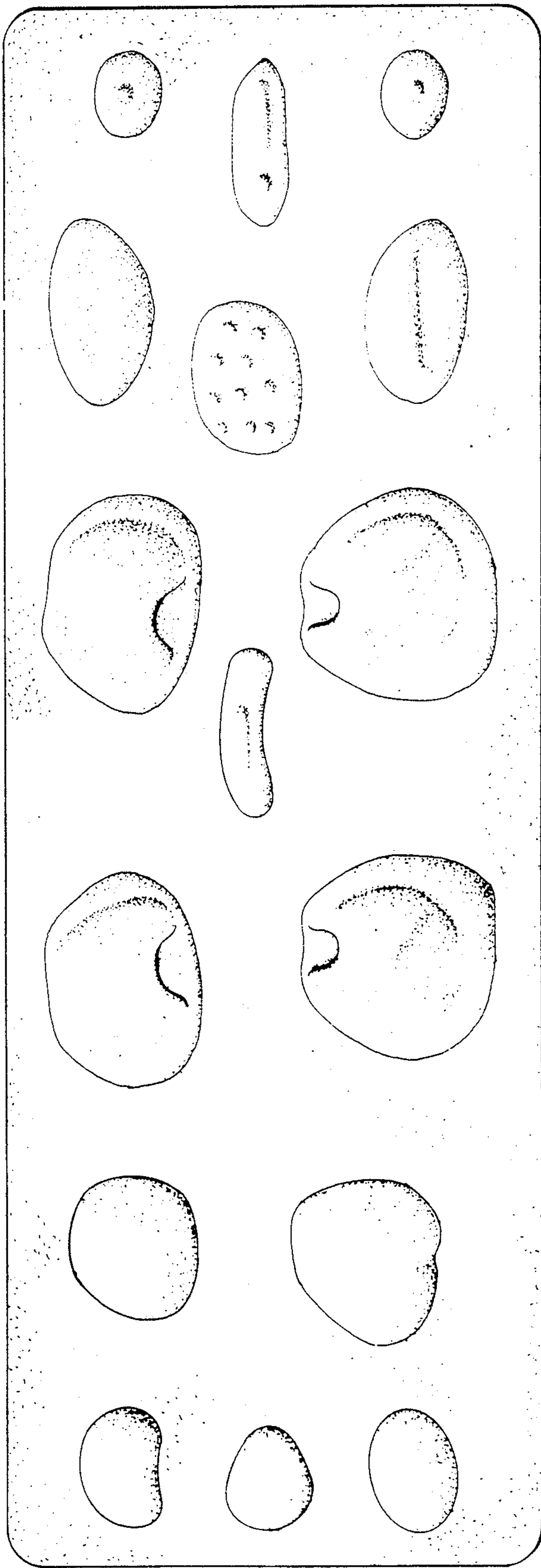
**DESCRIPTION**

FIG. 1 is a reduced front perspective view of a foot pedal massager showing my new design;  
FIG. 2 is a reduced rear perspective view thereof;  
FIG. 3 is a side elevational view thereof;  
FIG. 4 is a sectional view taken in the direction of the arrows along line 4—4 in FIG. 1;  
FIG. 5 is a top plan view thereof.  
The bottom is unornamented except for the six mounting rings.





**FIG. 5**



**FIG. 3**



**FIG. 4**

