

[54] UTILITY TRAY

D. 277,295 1/1985 Jones D9/425

[76] Inventor: Austin L. Jankens, 431 Stadium Dr., Findlay, Ohio 45840

Primary Examiner—Charles A. Rademaker
Attorney, Agent, or Firm—William Miller Yates

[**] Term: 14 Years

[57] CLAIM

[21] Appl. No.: 548,310

The ornamental design for a utility tray, as shown and described.

[22] Filed: Nov. 3, 1983

[52] U.S. Cl. D9/456

[58] Field of Search D7/1, 16, 37; D34/40; 206/203, 557; D9/456, 425, 423, 425


DESCRIPTION

[56] References Cited

U.S. PATENT DOCUMENTS

- D. 234,456 3/1975 Dearth et al. D9/423
- D. 246,288 11/1977 Boucher D9/425
- D. 260,568 9/1981 Cherry D34/40
- D. 263,268 3/1982 Rein D7/37
- D. 270,703 9/1983 El-Hag et al. D9/425

FIG. 1 is a top plan view of a utility tray showing my new design;
 FIG. 2 is a side elevational view thereof, the side opposite being a mirror image;
 FIG. 3 is a cross-sectional view thereof taken along line 3—3 in FIG. 1, shown on an enlarged scale;
 FIG. 4 is another cross-sectional view thereof taken along line 4—4 in FIG. 1; and,
 FIG. 5 is another cross-sectional view thereof taken along line 5—5 in FIG. 1.



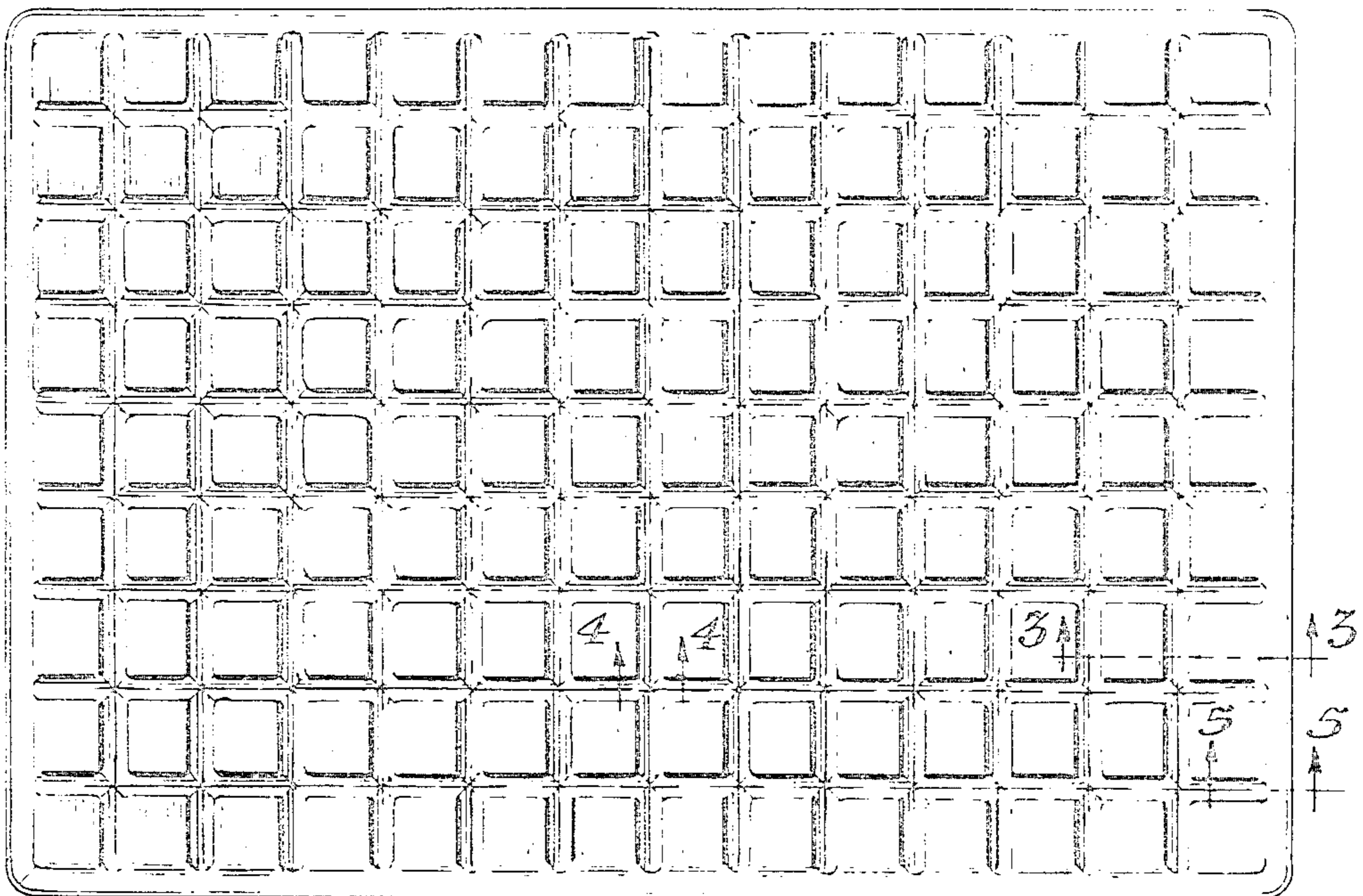


Fig. 1




Fig. 2

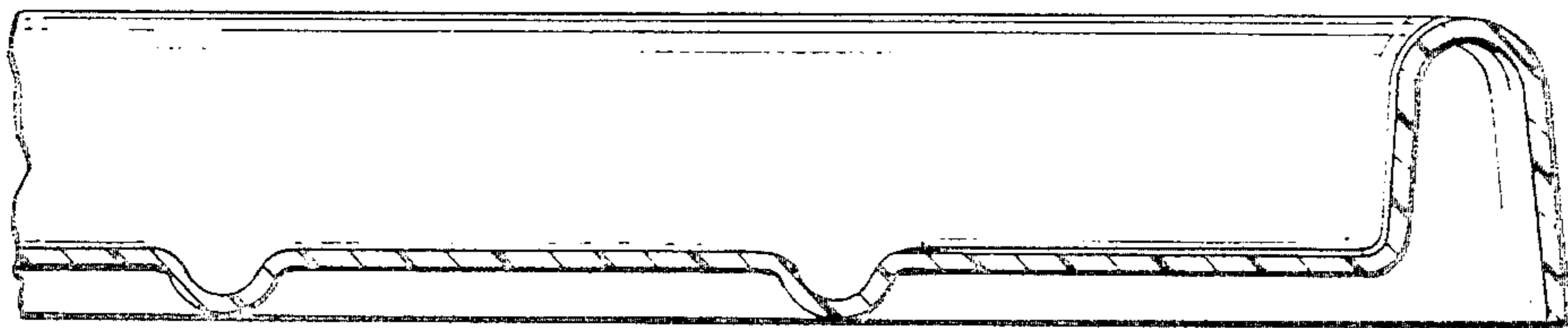


Fig. 3

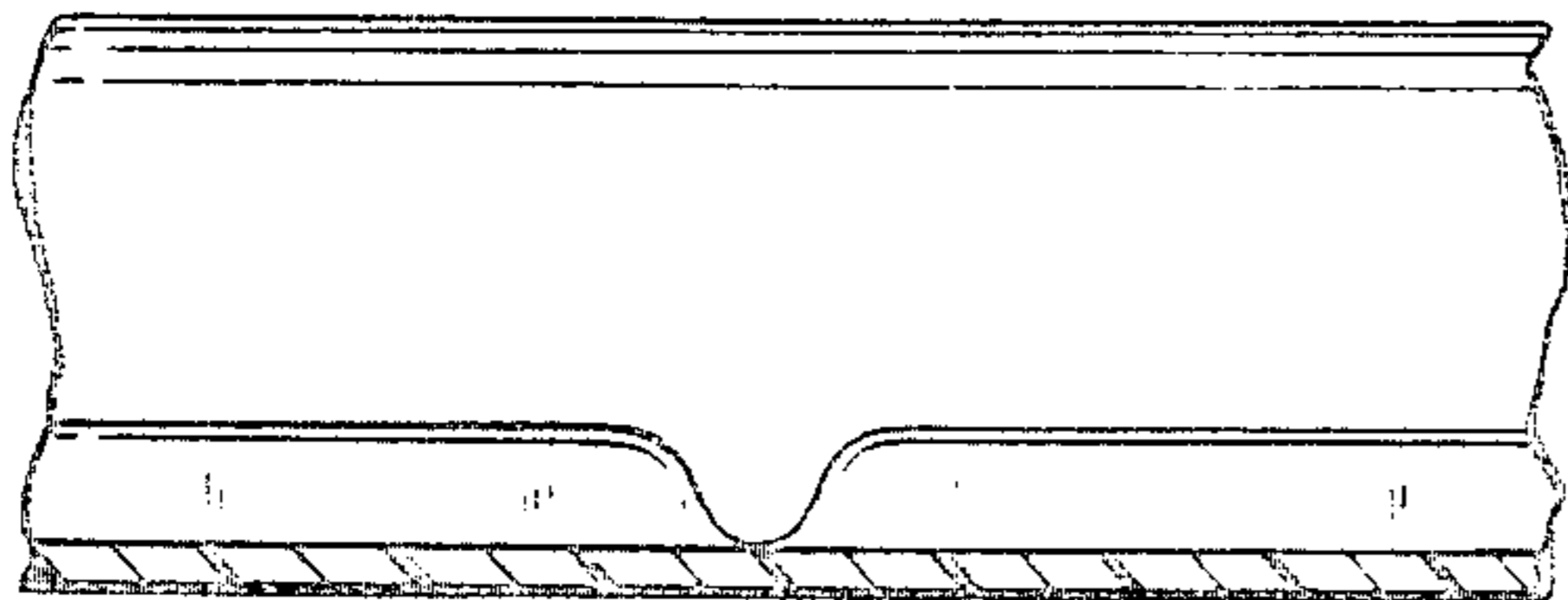


Fig. 4

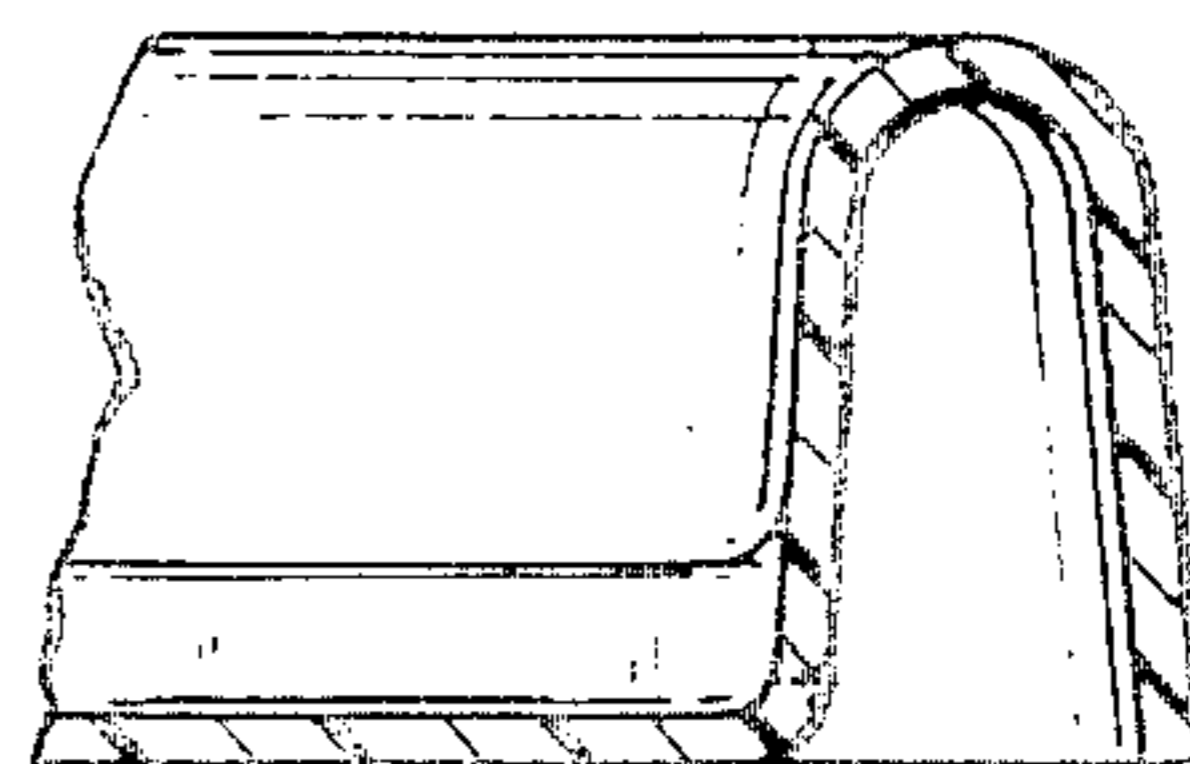


Fig. 5