

[54] **TREE GRATE**

- [75] Inventor: **DeWitt McKinley**, Forth Worth, Tex.  
 [73] Assignee: **McKinley Tree Grate Co., Inc.**, Fort Worth, Tex.  
 [\*\*] Term: **14 Years**  
 [21] Appl. No.: **566,894**  
 [22] Filed: **Dec. 29, 1983**  
 [52] U.S. Cl. .... **D8/1; D23/112; 47/25**  
 [58] Field of Search ..... **D8/1; D7/359; D23/112; 47/25, 32; D25/38, 71, 90, 91, 87; D10/106; D11/130.5**

[56] **References Cited**

**U.S. PATENT DOCUMENTS**

D. 33,366	10/1900	Gender	.....	D7/359
D. 86,776	4/1932	Klomprens	.....	D23/112
D. 219,609	12/1970	Orthman	.	
D. 229,080	11/1973	Mihm	.....	D11/146
D. 249,481	9/1978	Conforti et al.	.....	D10/106
D. 252,008	6/1979	Jeamsey	.....	D7/359
D. 264,036	4/1982	Pomroy et al.	.....	D7/359
D. 268,084	3/1983	Haggard	.	
D. 269,586	7/1983	Allgeyer et al.	.....	D7/359
D. 270,609	9/1983	Haggard	.	
D. 275,187	8/1984	Skarman	.....	D10/106
173,446	2/1876	Cottman	.	
1,733,450	10/1929	Detwiler	.....	D7/359 X
2,229,518	1/1941	Parker	.....	D7/359
2,341,439	2/1944	Greenlaw	.....	D23/112
2,381,345	8/1945	Greenlaw	.....	D23/112
3,453,948	7/1969	Murphy	.....	D7/359
4,308,688	1/1982	Revane	.....	47/25

**FOREIGN PATENT DOCUMENTS**

26775	11/1923	France	.....	47/25
112662	1/1918	United Kingdom	.....	47/32

**OTHER PUBLICATIONS**

Ornamental Ironwork; ©1978 Southworth; publisher Gadine; p. 166, Filigree Pattern; FIG. 169.  
 Handbook of Designs & Devices, by C. P. Hornung, ©1932, 1946; *Plate 154* The Solar Variant, Nos. 1380, 1381, 1382.  
 Sweet's 1981 vol. 1: Catalog File, Products For Gen, Bldg. Section 2, 15 UR Sitework; Urban Acc. Prod. & Foundry; Grates p. 2; lefthand bottom p. 7.  
 Sweet's 1981 Catalog File, vol. 1; Sitework Section; Neenah Grates, 230/NE; p. 298, Item R, 8616 90° Round With Light Opening.

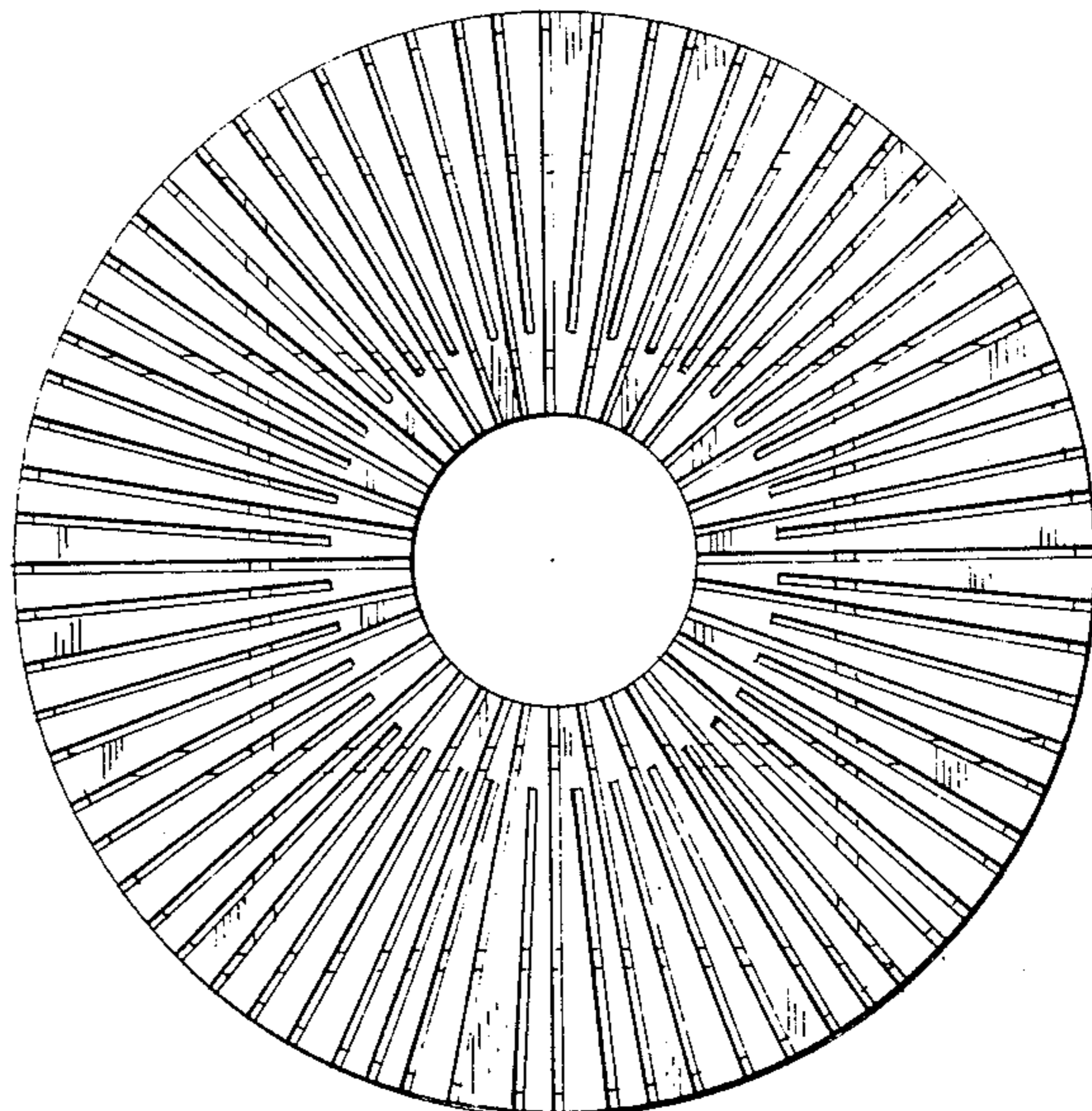
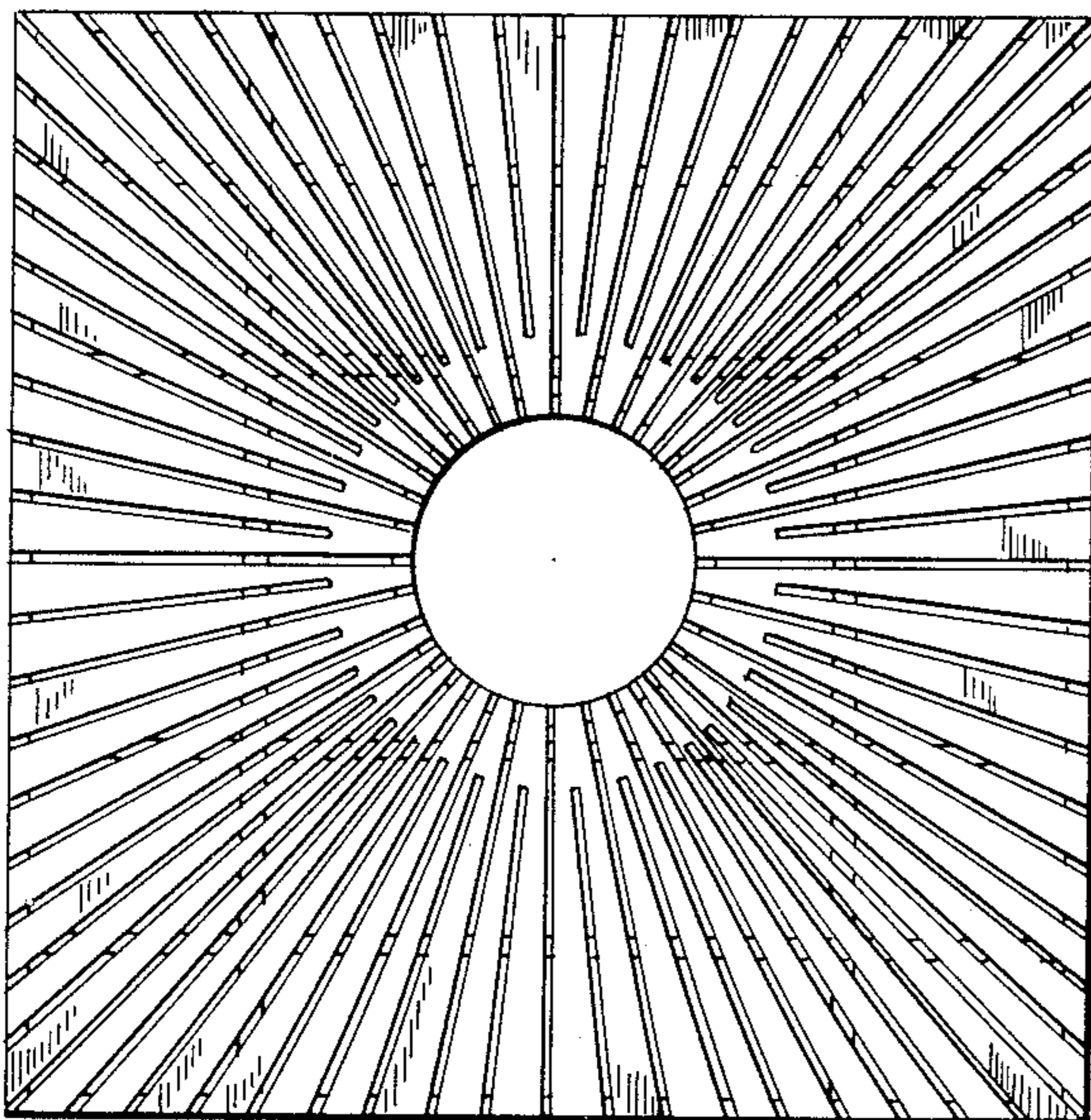
*Primary Examiner*—Wallace R. Burke  
*Assistant Examiner*—Horace B. Fay  
*Attorney, Agent, or Firm*—Laubscher & Laubscher

[57] **CLAIM**


The ornamental design for a tree grate, as shown and described.

**DESCRIPTION**

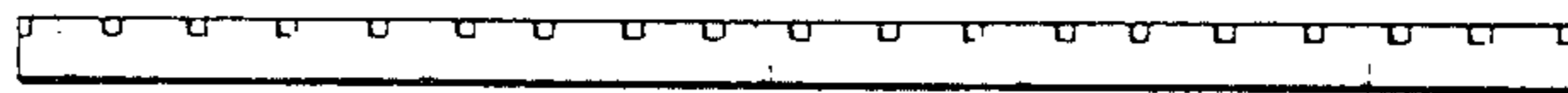
FIG. 1 is a top plan view of a tree grate showing my new design;  
 FIG. 2 is a side elevational view thereof, the side opposite being a mirror image thereof;  
 FIG. 3 is a bottom plan view thereof;  
 FIG. 4 is a top plan of a second embodiment thereof;  
 FIG. 5 is a side elevational view thereof, the side opposite being a mirror image thereof; and  
 FIG. 6 is a bottom plan view thereof.




*Fig. 1*



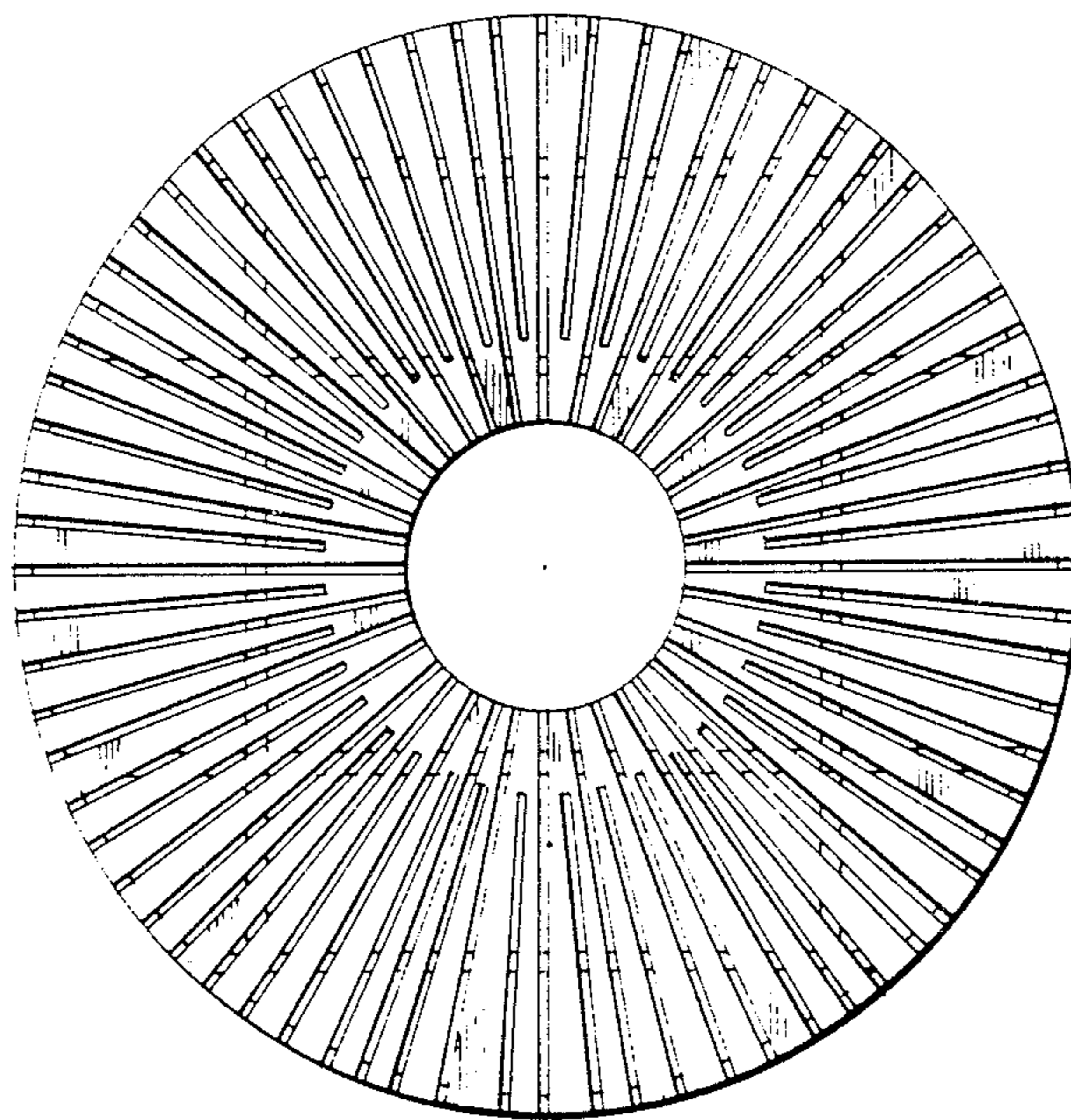
*Fig. 2*



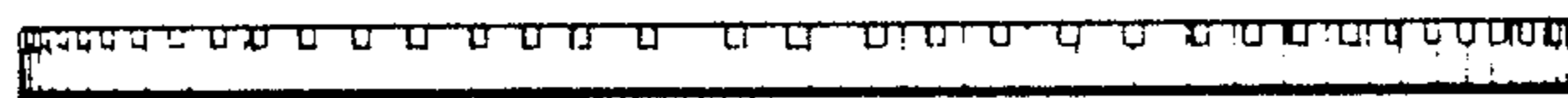
*Fig. 3*



*Fig. 4*



*Fig. 5*



*Fig. 6*

