

[54] FLUORESCENT LAMP OR THE LIKE

4,173,730 11/1979 Young et al. .... 315/53  
4,375,607 3/1983 Morton et al. .... D26/3 X  
4,383,200 5/1983 Van Zon ..... 315/57

[75] Inventors: Julian J. Wierzbicki, Peabody;  
Harold L. Hough, Beverly; Andre C.  
Bouchard, Peabody, all of Mass.

[73] Assignee: GTE Products Corporation,  
Stamford, Conn.

[\*\*] Term: 14 Years

[21] Appl. No.: 623,608

[22] Filed: Jun. 22, 1984

[52] U.S. Cl. .... D26/3

[58] Field of Search ..... D26/2, 3; 315/49, 50,  
315/53-59, 70, 71; 313/318, 473

[56] References Cited

U.S. PATENT DOCUMENTS

- D. 202,705 11/1965 Morgan ..... D26/2
- D. 228,918 10/1973 McCarthy ..... D26/2
- D. 262,406 12/1981 Zabransky ..... D26/2

OTHER PUBLICATIONS

Industrial Design, 3-1960, p. 76, Lightbulb #2.

Primary Examiner—Susan J. Lucas

Attorney, Agent, or Firm—Carlo S. Bessone; William H.  
McNeill

[57] CLAIM

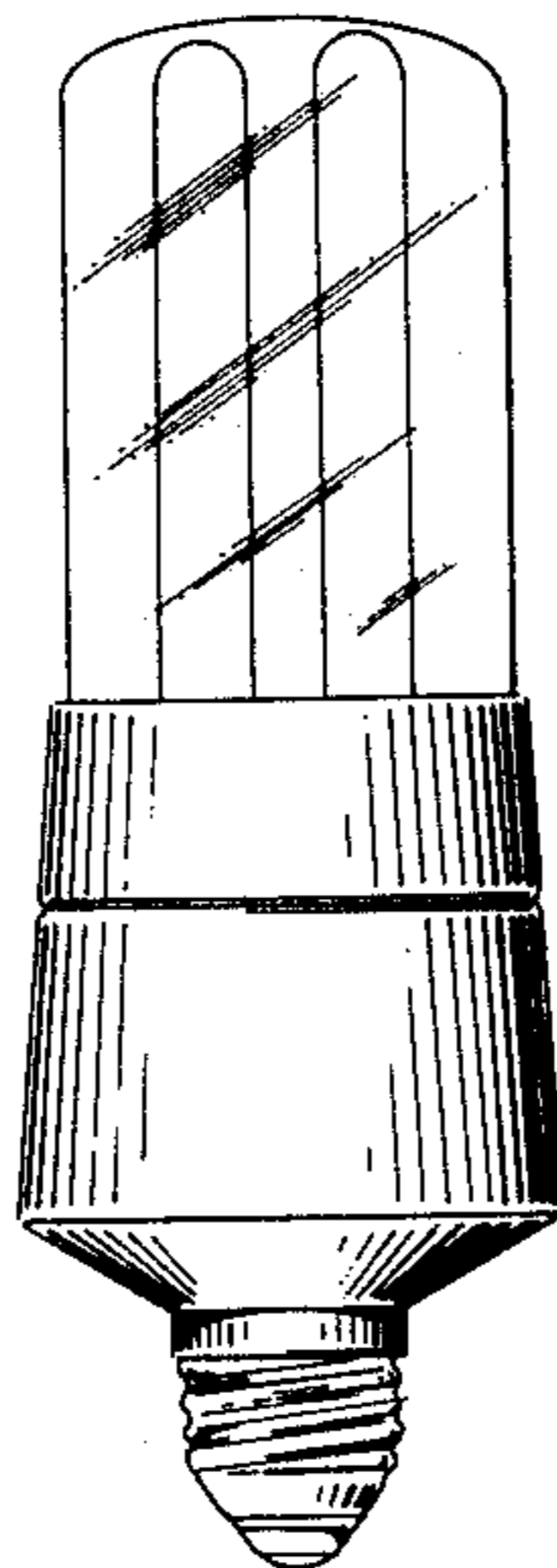
The ornamental design for a fluorescent lamp or the like, substantially as shown and described.

DESCRIPTION

FIG. 1 is a side elevational view of the fluorescent lamp or the like showing our new design, the opposite side being a mirror image;

FIG. 2 is an end elevational view thereof, the opposite end being a mirror image;

FIG. 3 is a top plan view thereof.



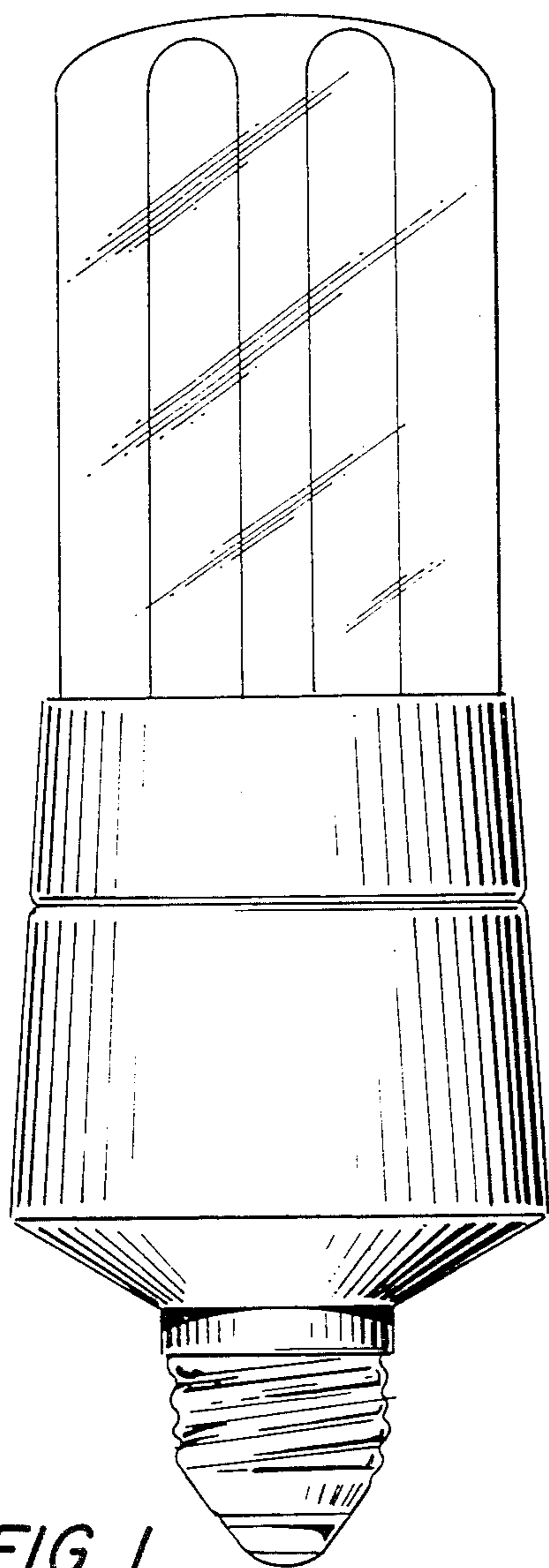


FIG. 1

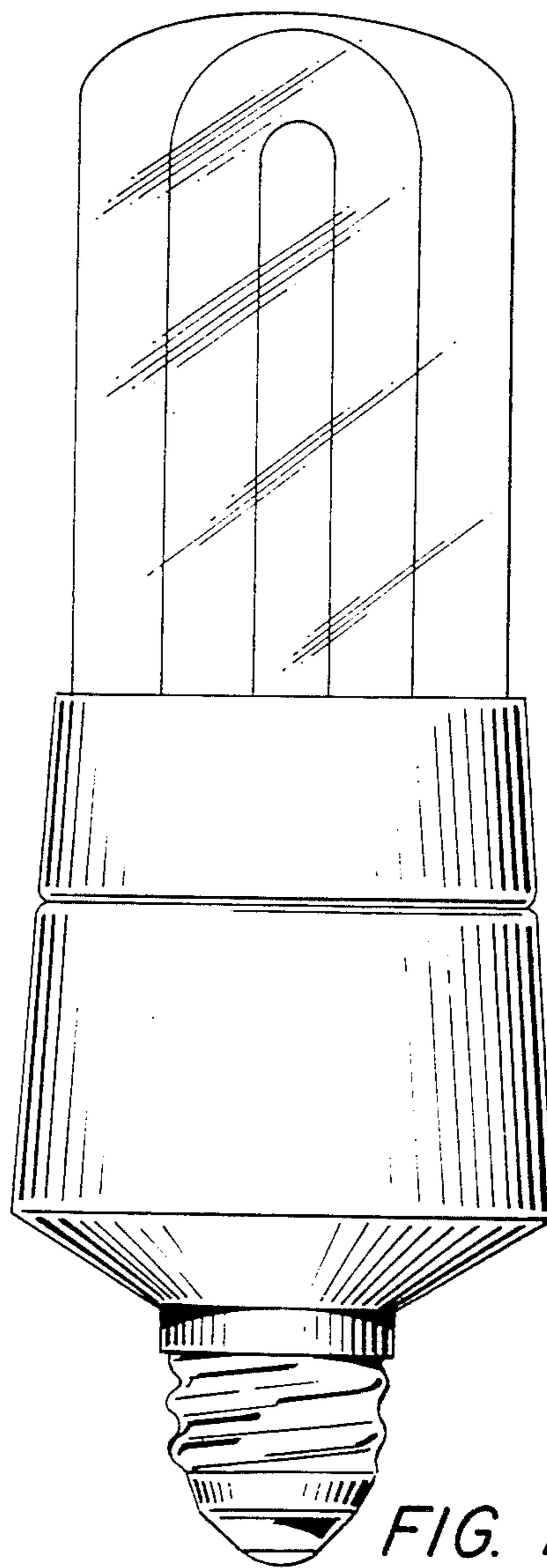


FIG. 2

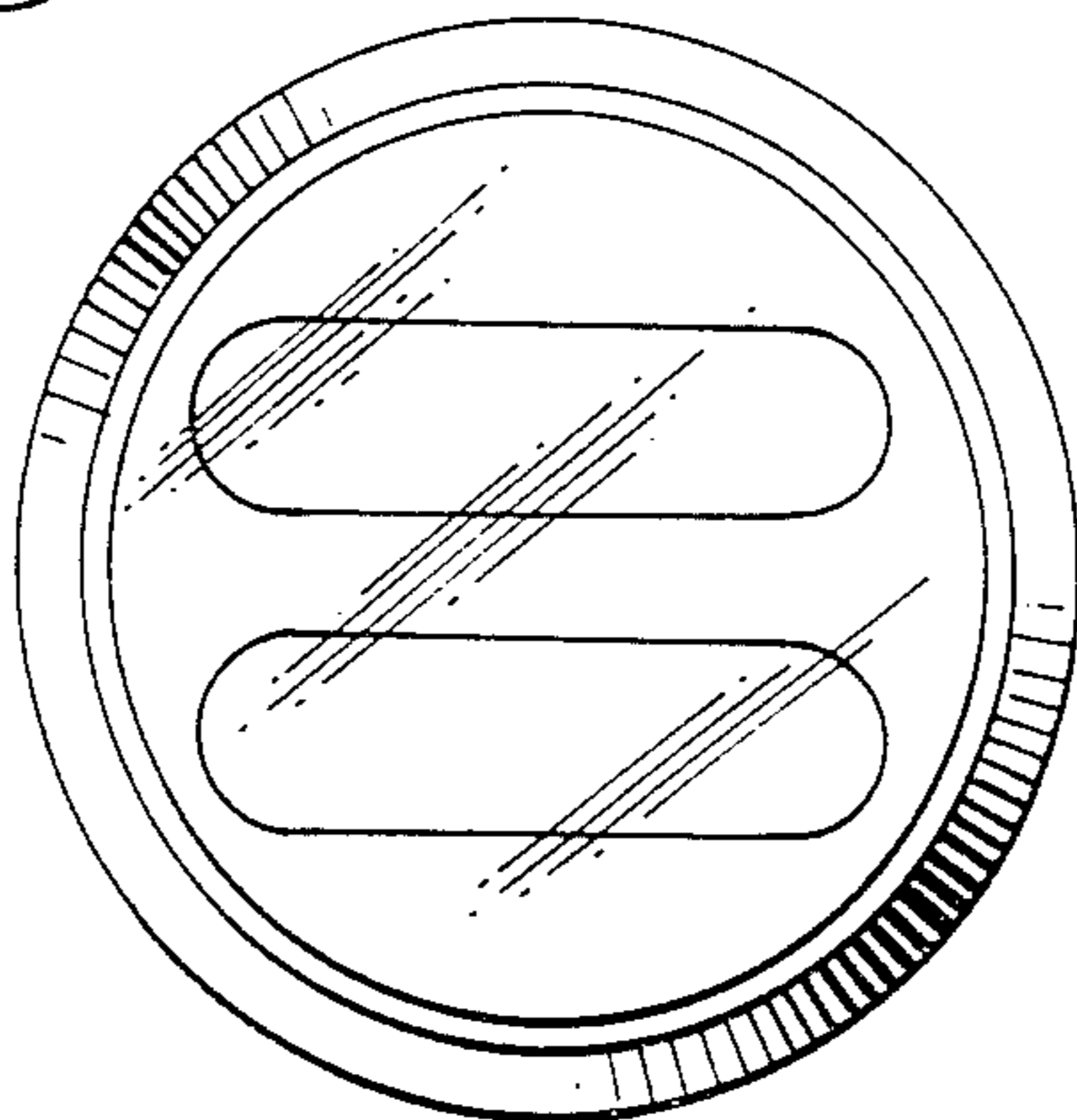


FIG. 3