

[54] CASH DISPENSER

[75] Inventors: Luigi Di Benedetto, Los Angeles, Calif.; Yoshinori Kakiuchi, Yokohama, Japan

[73] Assignee: Fujitsu Limited, Kawasaki, Japan

[**] Term: 14 Years

[21] Appl. No.: 497,114

[22] Filed: May 23, 1983

[52] U.S. Cl. D20/1

[58] Field of Search D20/1-9; D99/34; 194/4 R, DIG. 26; 235/381, 379, 386; 364/188

[56] References Cited

U.S. PATENT DOCUMENTS

- Re. 30,773 10/1981 Glaser et al. 235/381 X
- D. 171,495 2/1954 Gray D20/4
- D. 267,127 11/1982 Noel D99/34 X

- 3,651,986 3/1972 Karecki et al. 194/DIG. 26
- 3,943,335 3/1976 Kinker et al. 235/379
- 4,166,945 9/1979 Inoyama et al. 235/379
- 4,247,759 1/1981 Yuris et al. 235/381
- 4,282,424 8/1981 Hirose 235/381 X
- 4,398,088 8/1983 Hirose et al. 235/379
- 4,434,359 2/1984 Watanabe 194/DIG. 26 X

Primary Examiner—Bernard Ansher

Assistant Examiner—Linda Titolo

[57] CLAIM

The ornamental design for a cash dispenser, as shown.

DESCRIPTION

FIG. 1 is a left side elevational view of a cash dispenser showing our new design;
 FIG. 2 is a front elevational view thereof;
 FIG. 3 is a right side elevational view thereof;
 FIG. 4 is a front perspective view thereof;
 FIG. 5 is a rear elevational view thereof;
 FIG. 6 is a top plan view thereof; and
 FIG. 7 is a bottom plan view thereof.




FIG. 1.

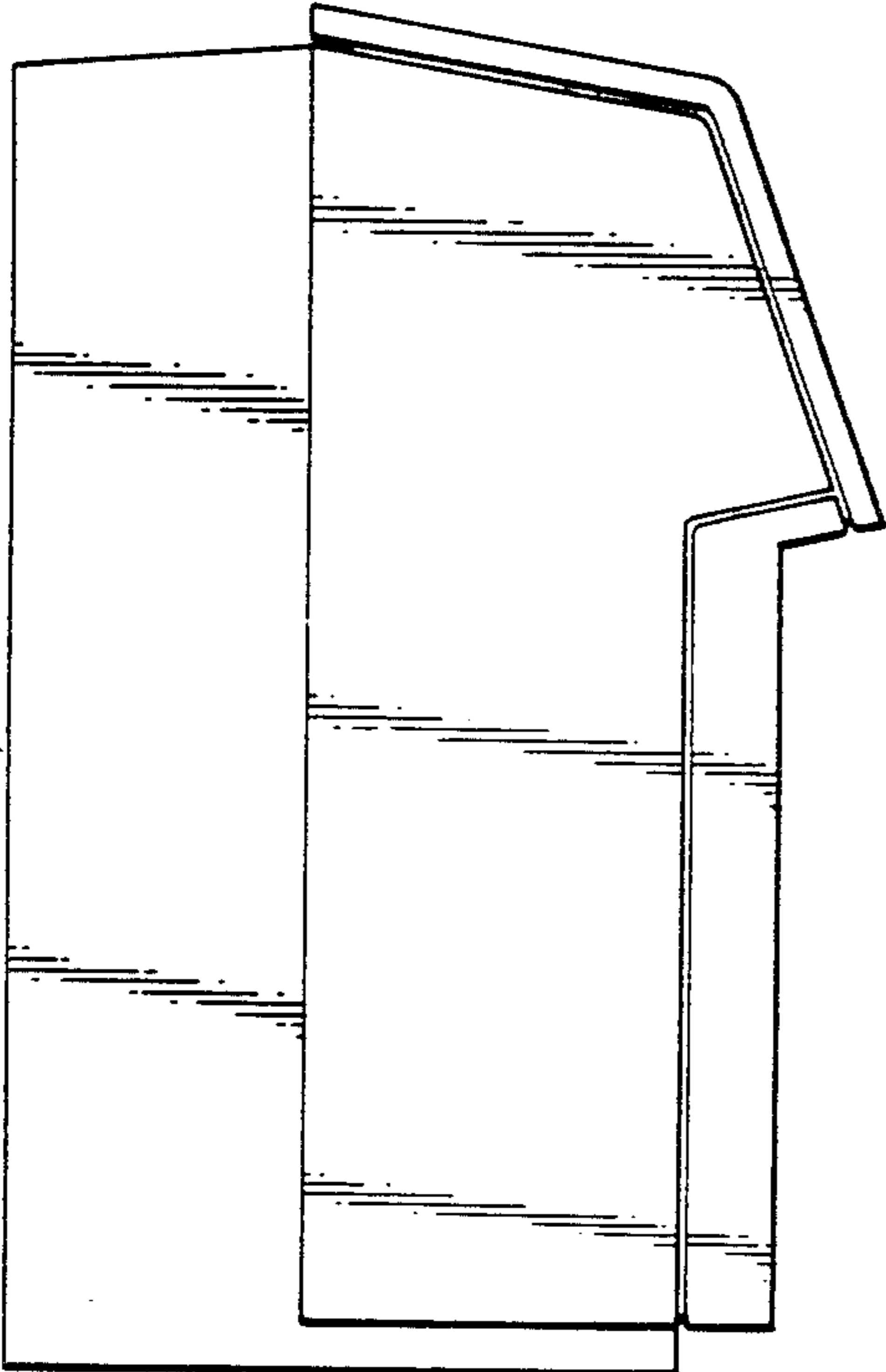


FIG. 2.

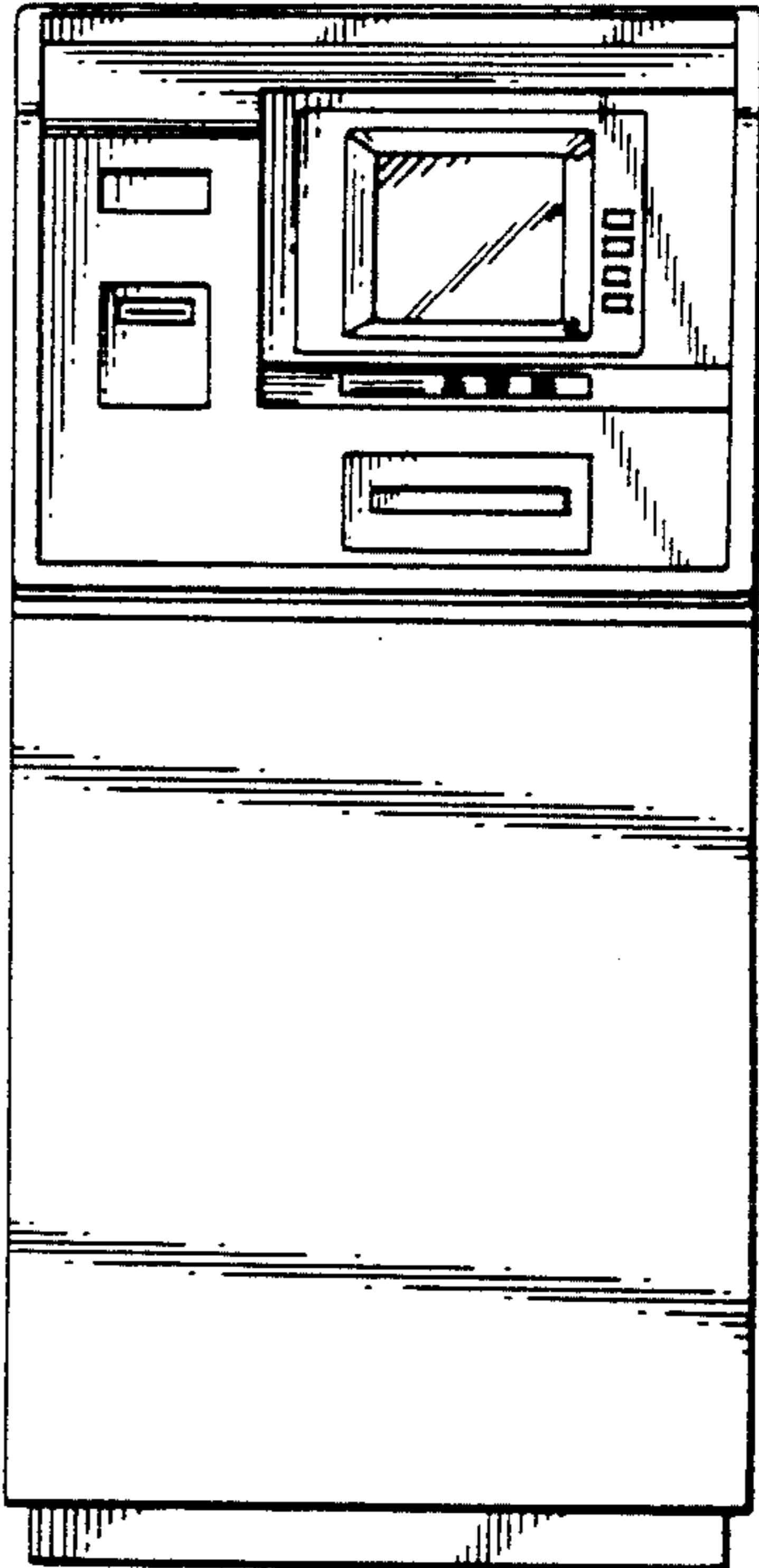


FIG. 3.

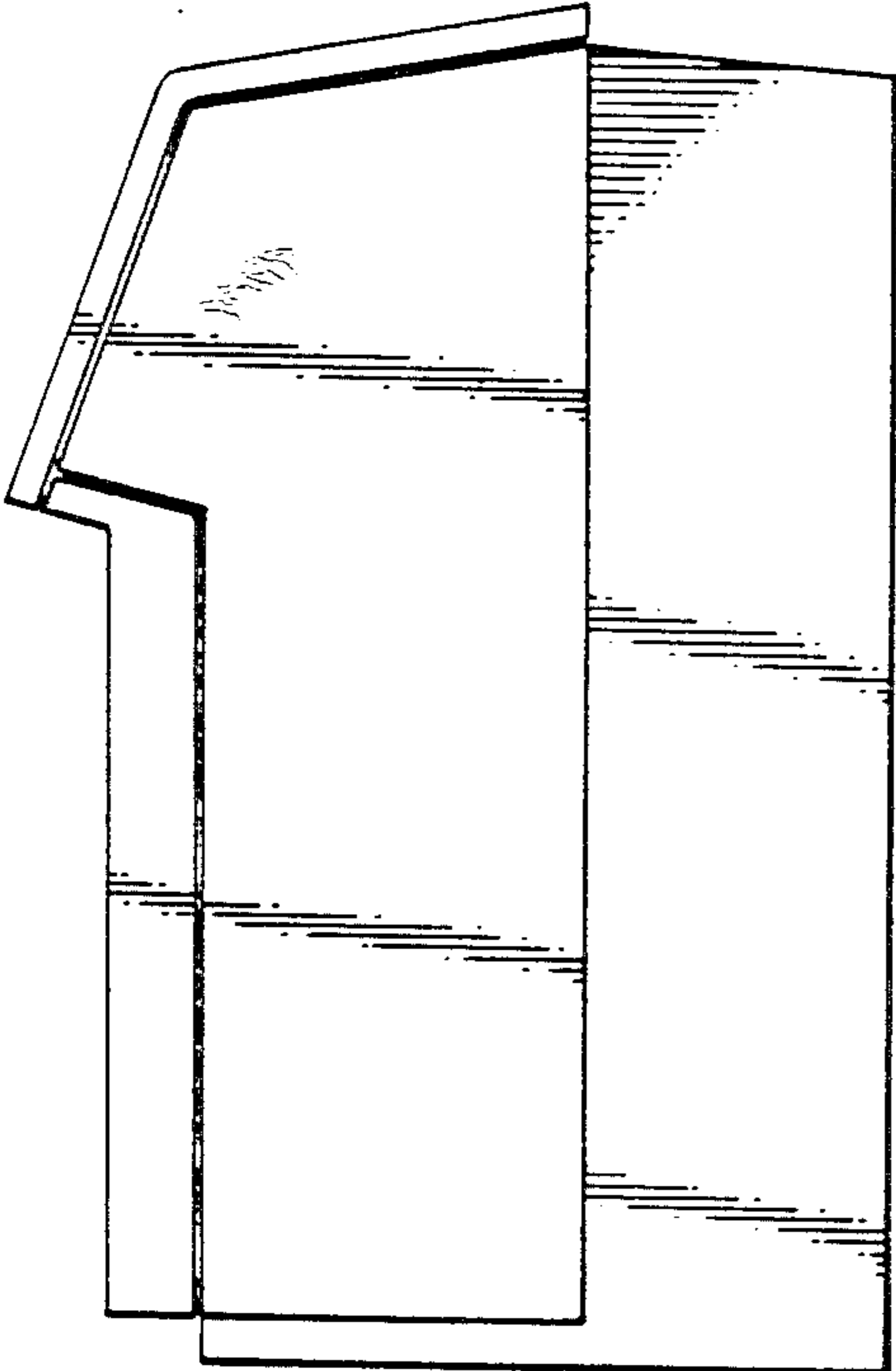


FIG. 4.




FIG. 5.




FIG. 6.

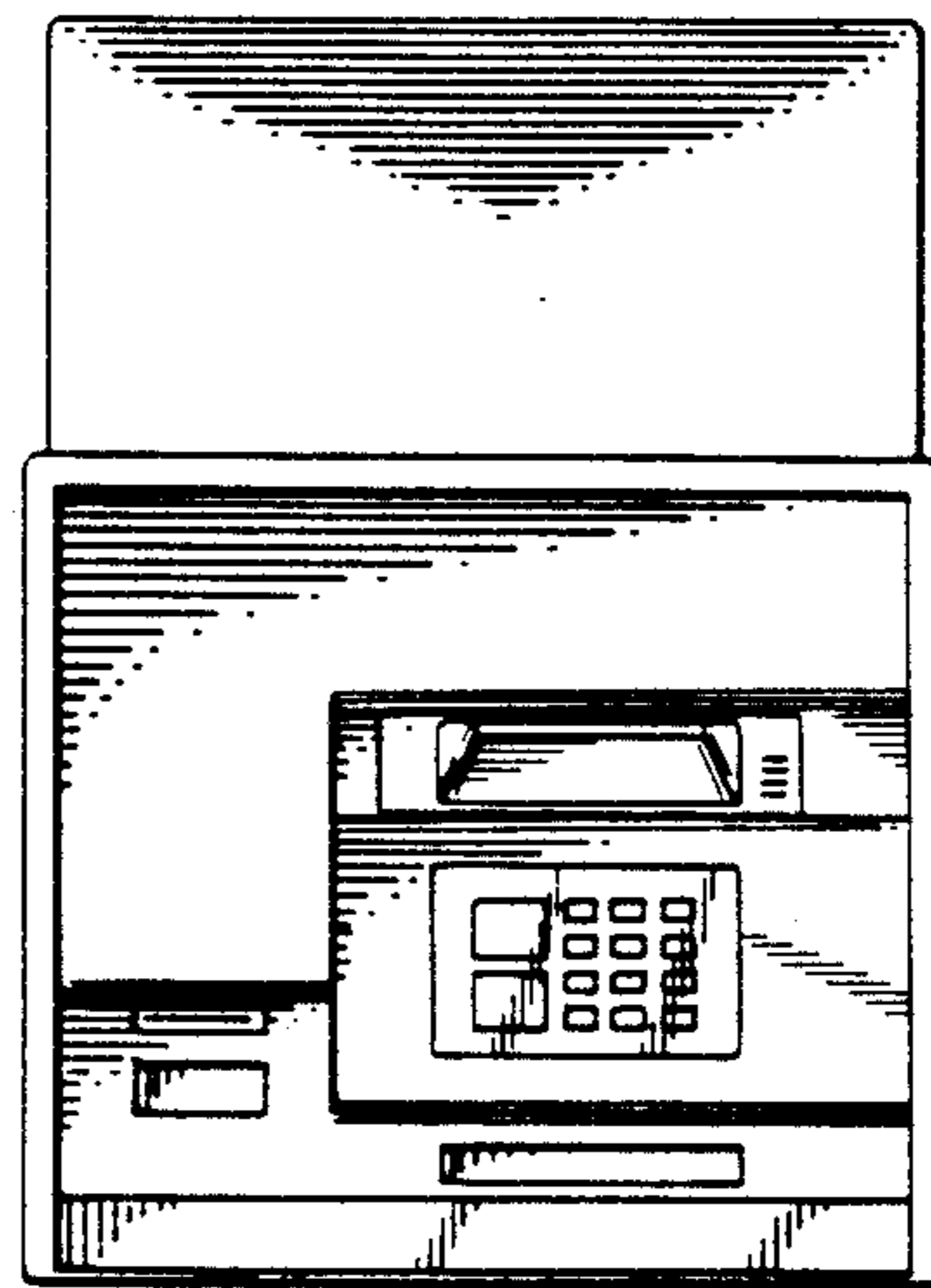


FIG. 7.

