

[54] COVERED FOOD STORAGE CONTAINER OR THE LIKE

[75] Inventors: Rino Conti, Stoughton, Mass.; Robert H. C. M. Daenen, Hekelgem, Belgium

[73] Assignee: Dart Industries Inc., Northbrook, Ill.

[*] Notice: The portion of the term of this patent subsequent to Aug. 27, 1999 has been disclaimed.

[**] Term: 14 Years

[21] Appl. No.: 406,845

[22] Filed: Aug. 10, 1982

[52] U.S. Cl. D7/79; D7/16; D9/390; D9/418; D9/425

[58] Field of Search D9/390, 399, 418, 425, D9/428, 377, 349, 443, 352, 355; D7/76, 79, 81, 78, 16, 17, 18, 19, 20

[56] References Cited

U.S. PATENT DOCUMENTS

D. 30,087	1/1899	Kremer	D9/349
D. 92,697	7/1934	Bicks	D9/408
D. 112,656	12/1938	Hirschland	D7/79
D. 124,756	1/1941	Wright	D9/414
D. 170,562	10/1953	Tupper	D7/79
D. 238,137	12/1975	Swett	D7/79
D. 257,107	9/1980	Daenen et al.	D7/1
D. 258,497	3/1981	Hartmann	D9/377
D. 259,921	7/1981	Hartmann	D9/377
2,941,660	6/1960	Tupper	D7/79 X
3,760,972	9/1973	McKirnan	D7/321 X

OTHER PUBLICATIONS

HFD-Retailing Home Furnings, Dec. 25, 1978, p. 26, Republic Molding, Canisters shown.

Copco catalog (1982) pp. 6 and 7, Food Savers and Copco Specialties.

Tupperware catalog, dated Feb., 1982, p. 4-A35, p.

5-A65, A70, A75 and A85, p. 20-K57 and K60, p. 6-C10, C20, C30, C40, C50 & C60, pp. 10 & 11-E19, E50, E33, E35 & E51, p. 3-Round Canisters.

Buchsteiner brochure dated Jul., 1976, Products Art. Nr. 3320 and 3322.

Sarvis brochure (date unknown).

Primary Examiner—Winifred E. Herrmann
Attorney, Agent, or Firm—John A. Doninger

[57] CLAIM

The ornamental design for a covered food storage container or the like, substantially as shown and described.

DESCRIPTION

FIG. 1 is a top front and left side perspective view of a covered food storage container or the like showing our new design;

FIGS. 2-5 are top front and left side perspective views of modifications of the covered food storage container of FIG. 1;

FIG. 6 is a front elevational view of FIG. 1;

FIGS. 7-10 are front elevational views of FIGS. 2-5, respectively;

FIG. 11 is a right side elevational view of FIG. 1;

FIGS. 12-15 are right side elevational views of FIGS. 2-5, respectively;

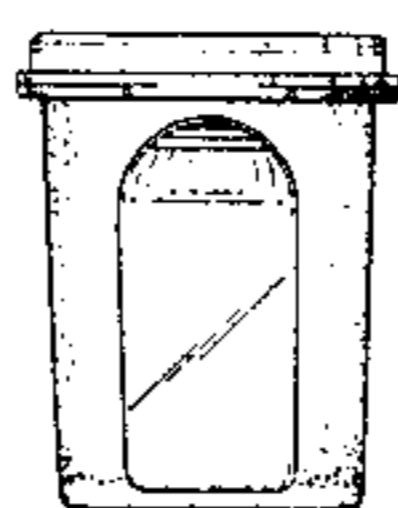
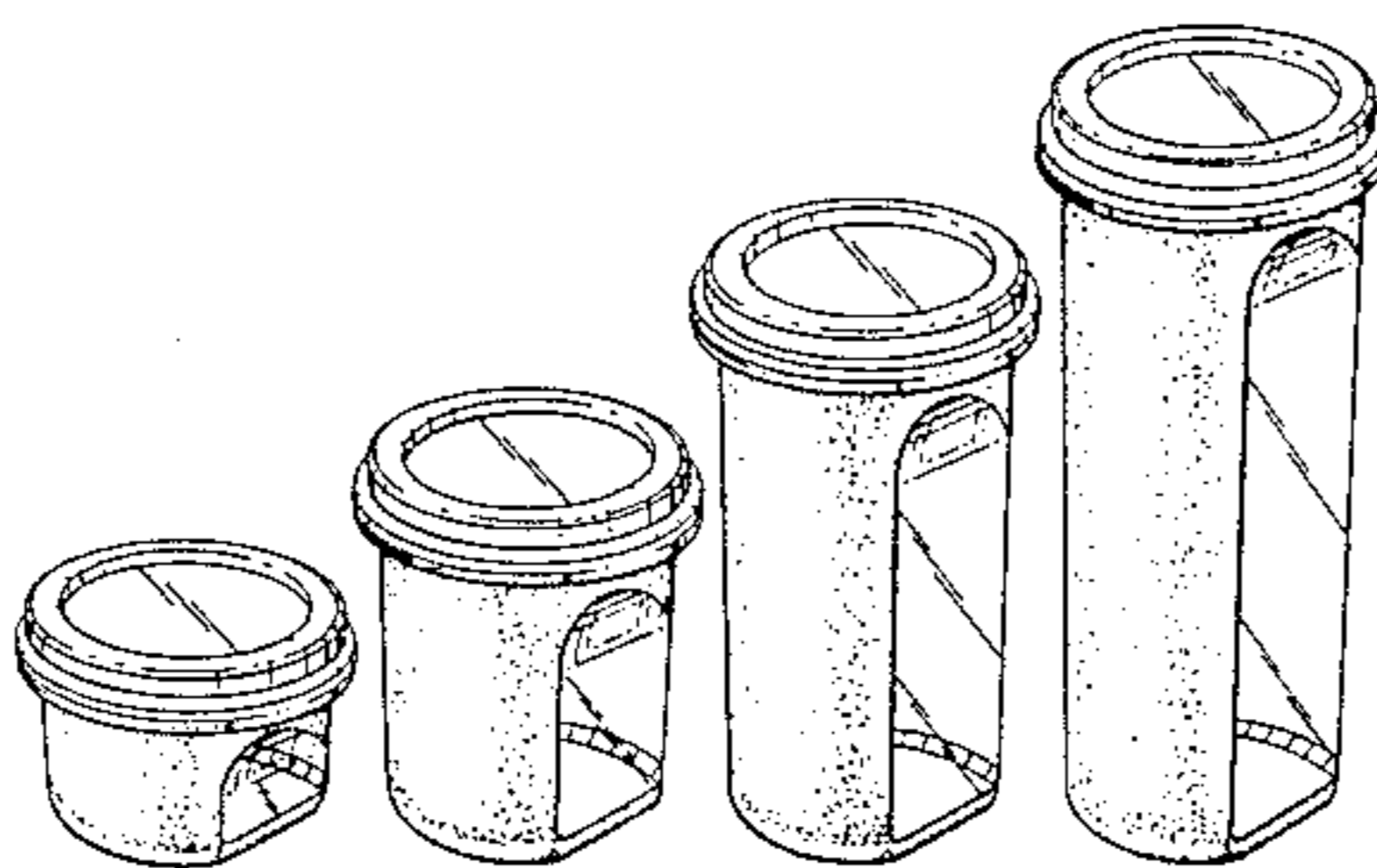
FIG. 16 is a rear elevational view of FIG. 1;

FIGS. 17-20 are rear elevational view of FIGS. 2-5,

FIG. 21 is a top plan view of FIG. 1, it being understood that the size and proportions of the top plan of FIGS. 2-5 are identical hereto; and

FIG. 22 is a bottom plan view of FIG. 1, it being understood that the size and proportions of the bottom plan of FIGS. 2-5 are identical hereto.

The stippled shading on the design represents a frosted (opaque or translucent) material and the windowed wall thereof is shaded to represent a semi-transparent material.






FIG. 2

FIG. 3

FIG. 1

FIG. 4

FIG. 5

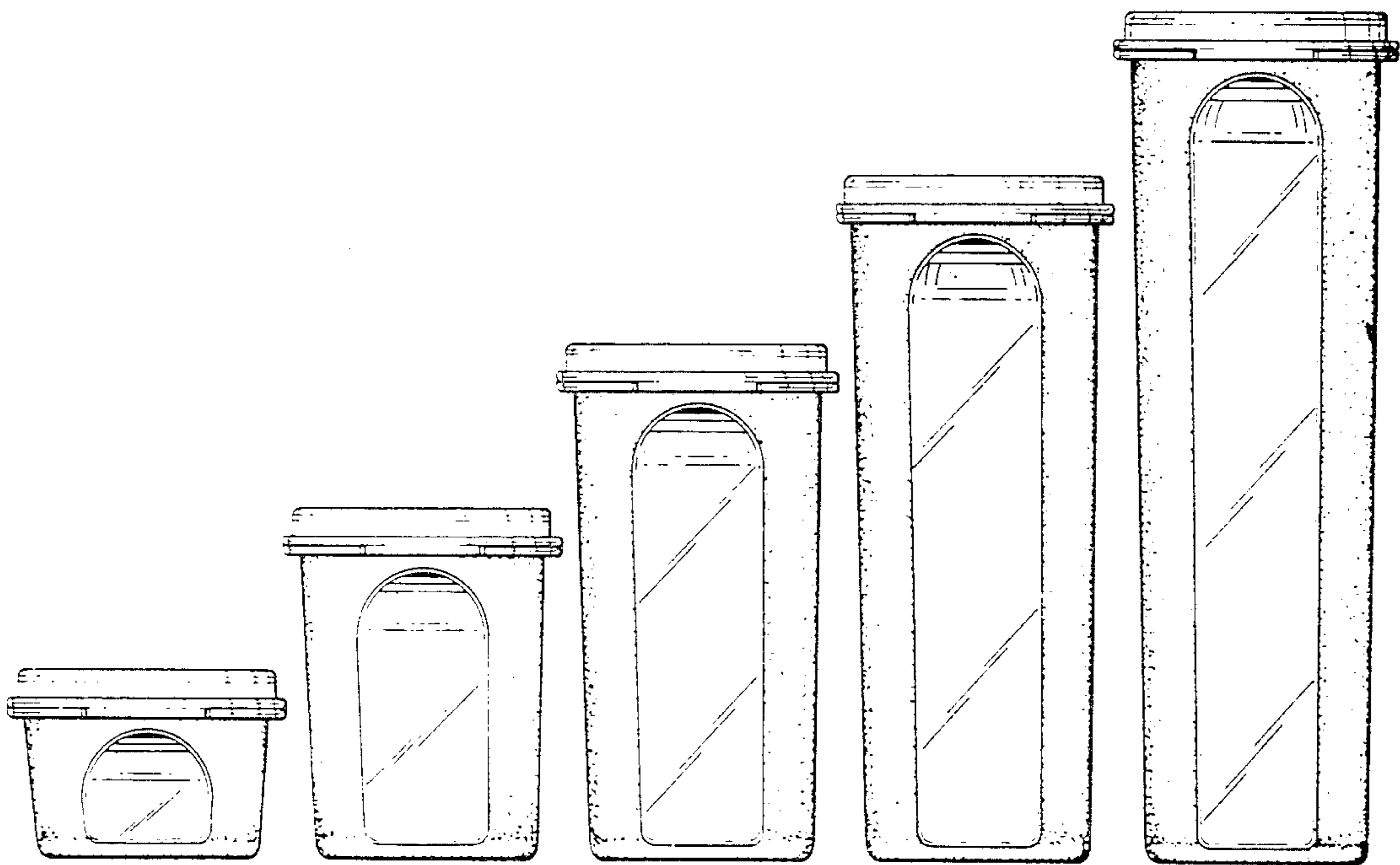


FIG. 7

FIG. 8

FIG. 6

FIG. 9

FIG. 10




FIG. 12

FIG. 13

FIG. 11

FIG. 14

FIG. 15




FIG. 17

FIG. 18

FIG. 16

FIG. 19

FIG. 20

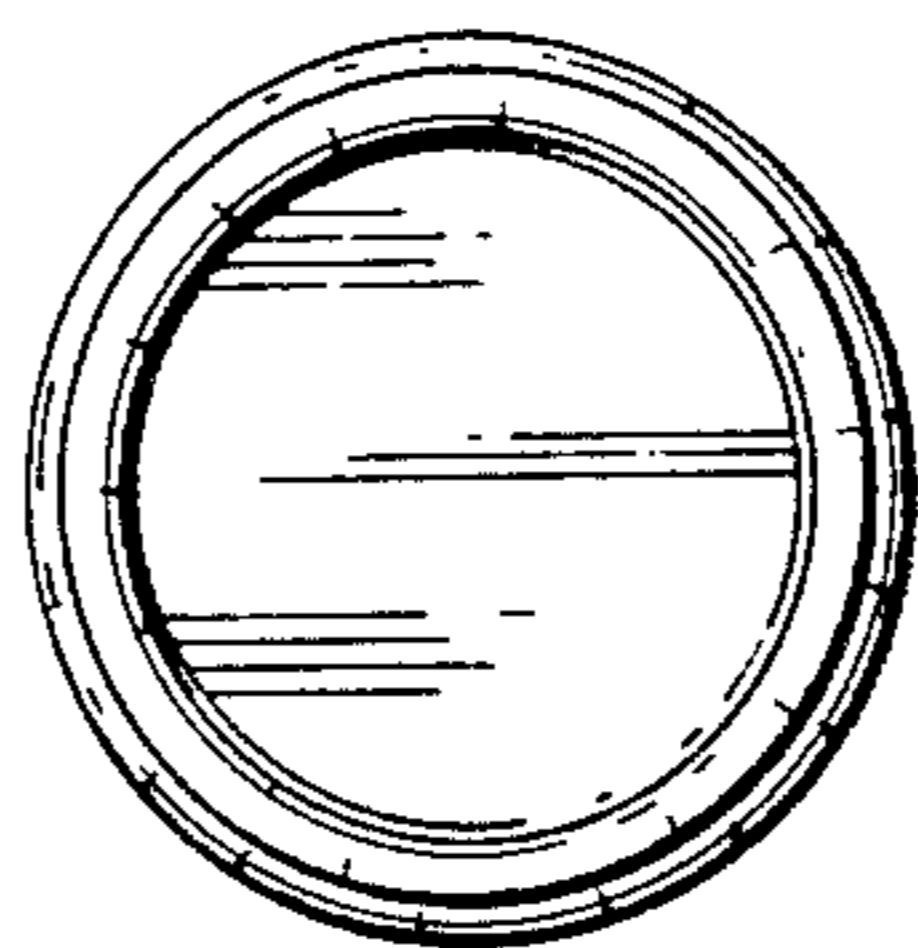


FIG. 21

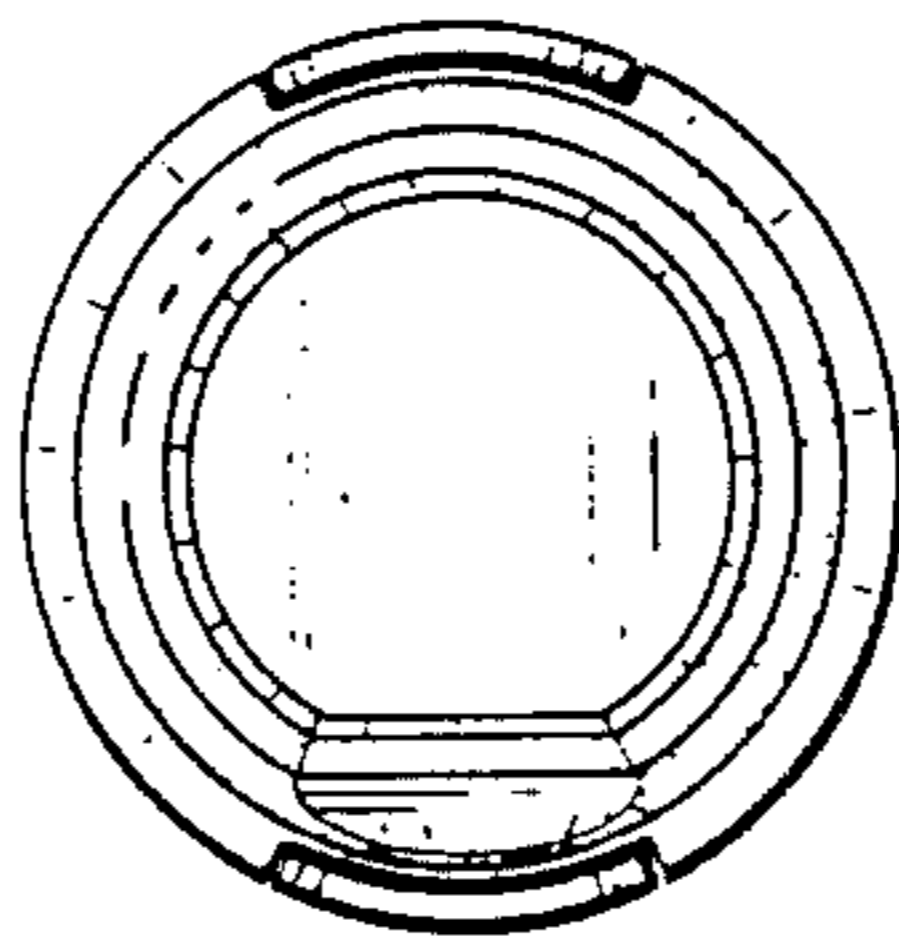


FIG. 22