

[54] TELEPHONE

[75] Inventor: Eric J. Marshall, London, United Kingdom

[73] Assignee: The Marshall Telephone Corporation Limited, United Kingdom

[**] Term: 14 Years

[21] Appl. No.: 559,698

[22] Filed: Dec. 9, 1983

[30] Foreign Application Priority Data

Jun. 3, 1983 [GB] United Kingdom 1013504

[52] U.S. Cl. D14/53; D14/58; D14/62

[58] Field of Search D14/52, 53, 58, 60, D14/106, 113; 179/179, 100 D, 101, 102, 18 AD, 90 CS, 100 R, 99 R, 99 LS; D13/12, 41; 346/365 VL

[56] References Cited

U.S. PATENT DOCUMENTS

- D. 223,301 4/1972 Link D14/106
- D. 228,190 8/1973 Link D14/106
- D. 268,181 3/1983 Bonko D14/60
- D. 269,089 5/1983 Foggia et al. D14/53

- D. 269,268 6/1983 Ko D14/53
- D. 270,725 9/1983 Fenne D13/12
- D. 272,905 3/1984 Blomberg D14/53
- D. 274,515 7/1984 Kraemer D14/53
- D. 277,477 2/1985 Foggia et al. D14/53
- D. 277,478 2/1985 Foggia et al. D14/53
- D. 278,337 4/1985 Bonko D14/53

OTHER PUBLICATIONS

Technicom International, Inc. showing of "Smart Set;" Single Line Phone with Clock, Calculator, Clock and Speaker Phone.

Primary Examiner—Wallace R. Burke

Assistant Examiner—Horace B. Fay

Attorney, Agent, or Firm—Cushman, Darby & Cushman

[57] CLAIM

The ornamental design for a telephone, as shown and described.

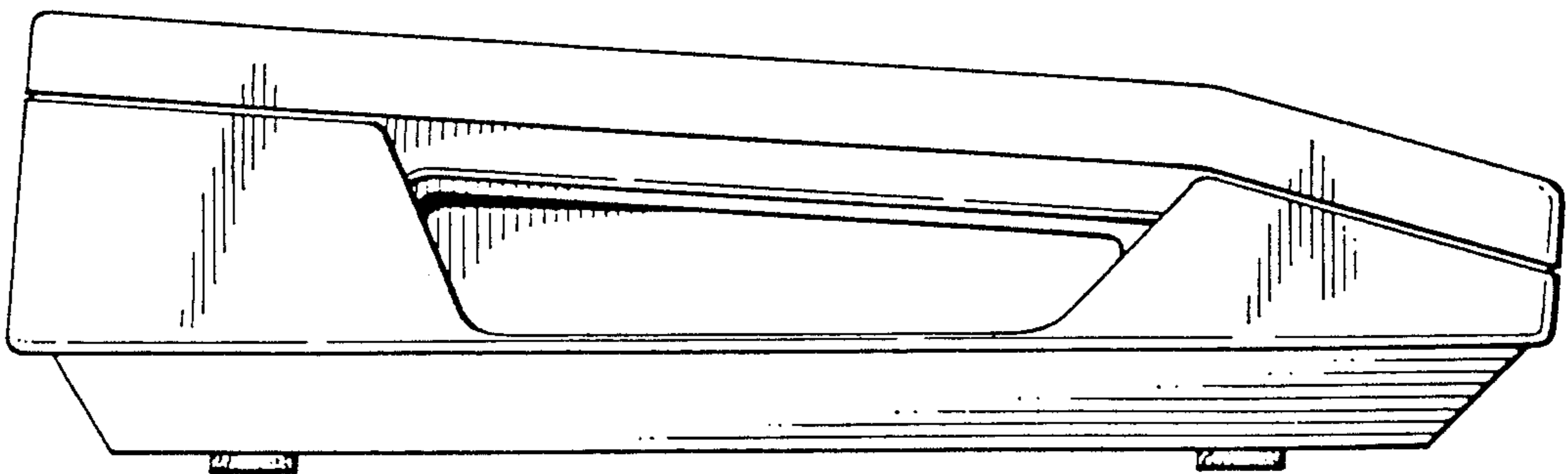
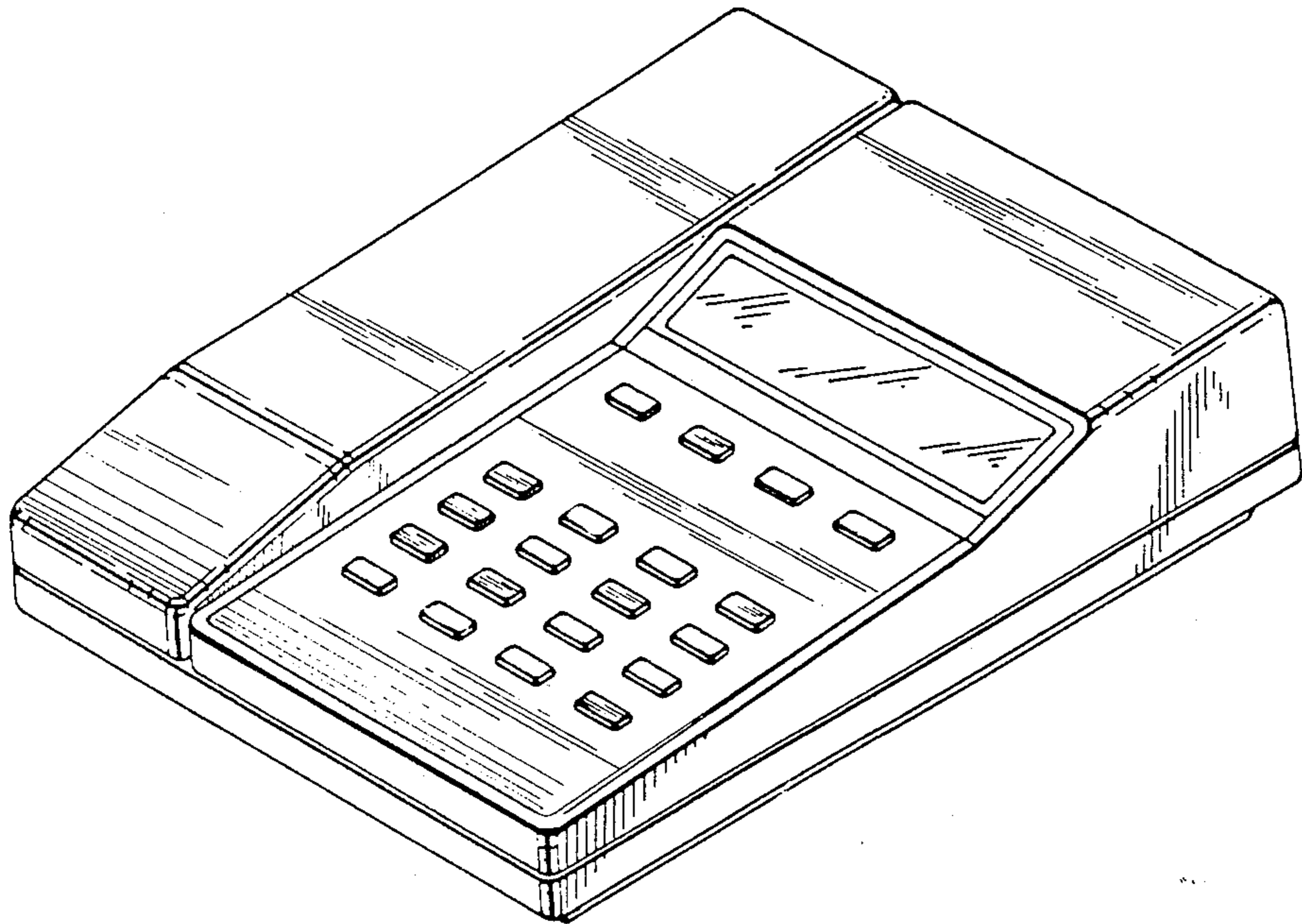
DESCRIPTION

FIG. 1 is a front, top and right side perspective view of a telephone showing my new design with the handset cradled in the stand;

FIG. 2 is a top plan view thereof;

FIG. 3 is a left side elevational view thereof; and

FIG. 4 is a rear elevational view thereof.



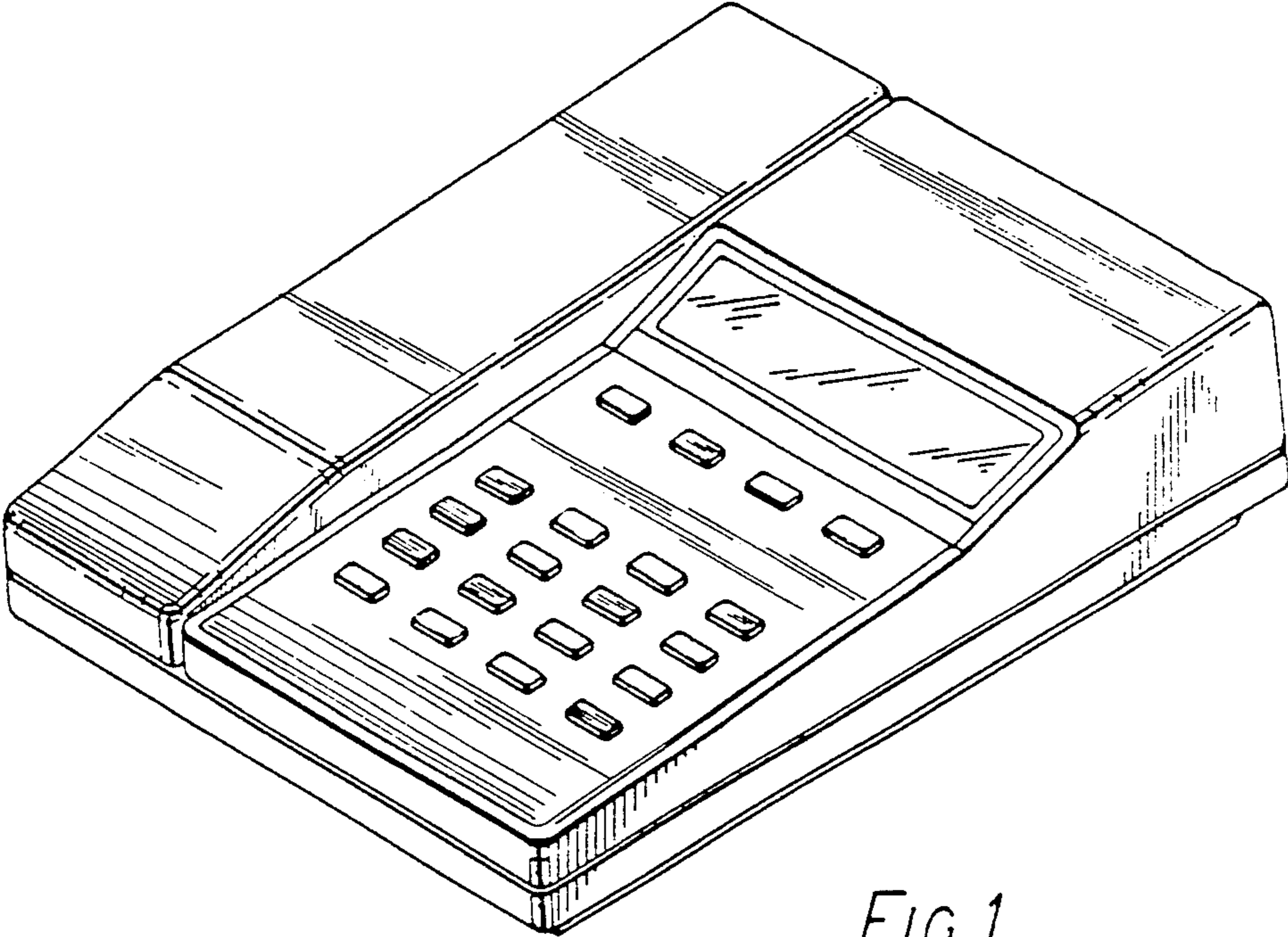


FIG. 1

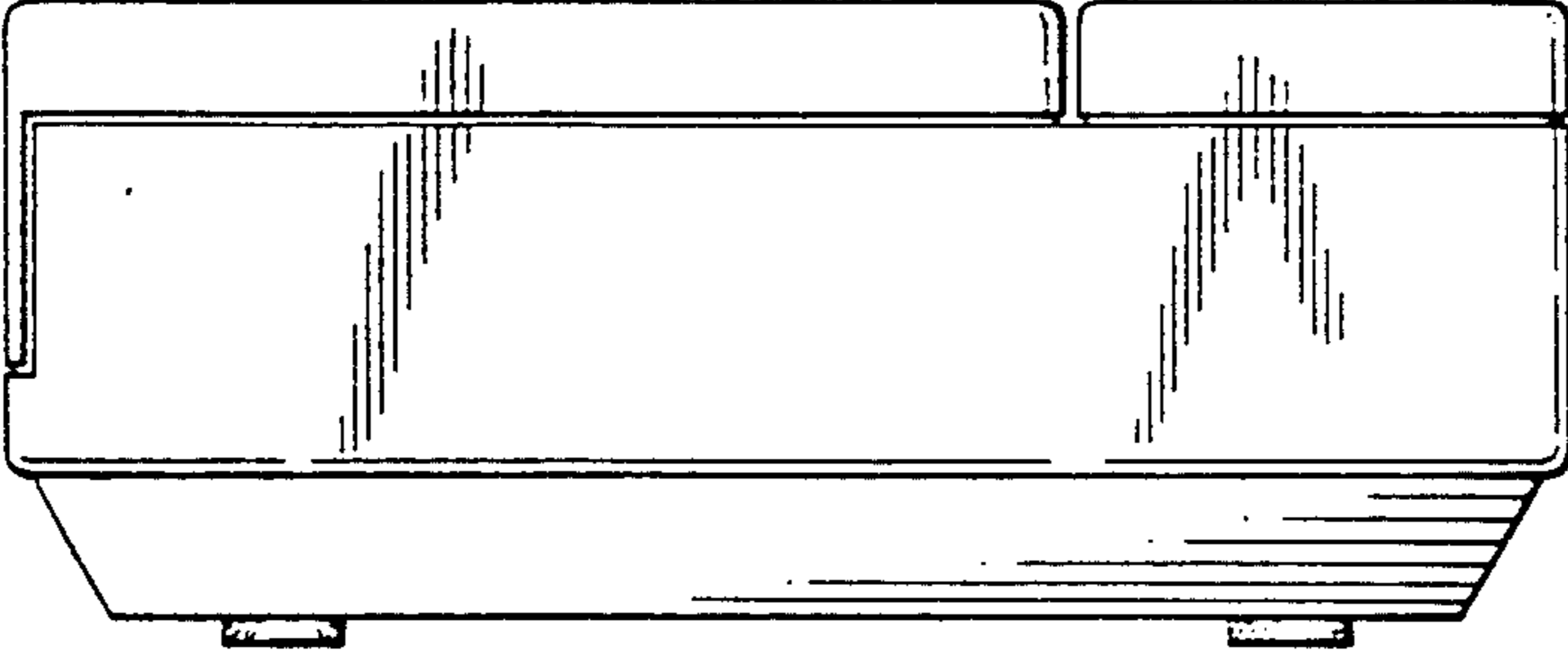


FIG. 4




FIG. 2

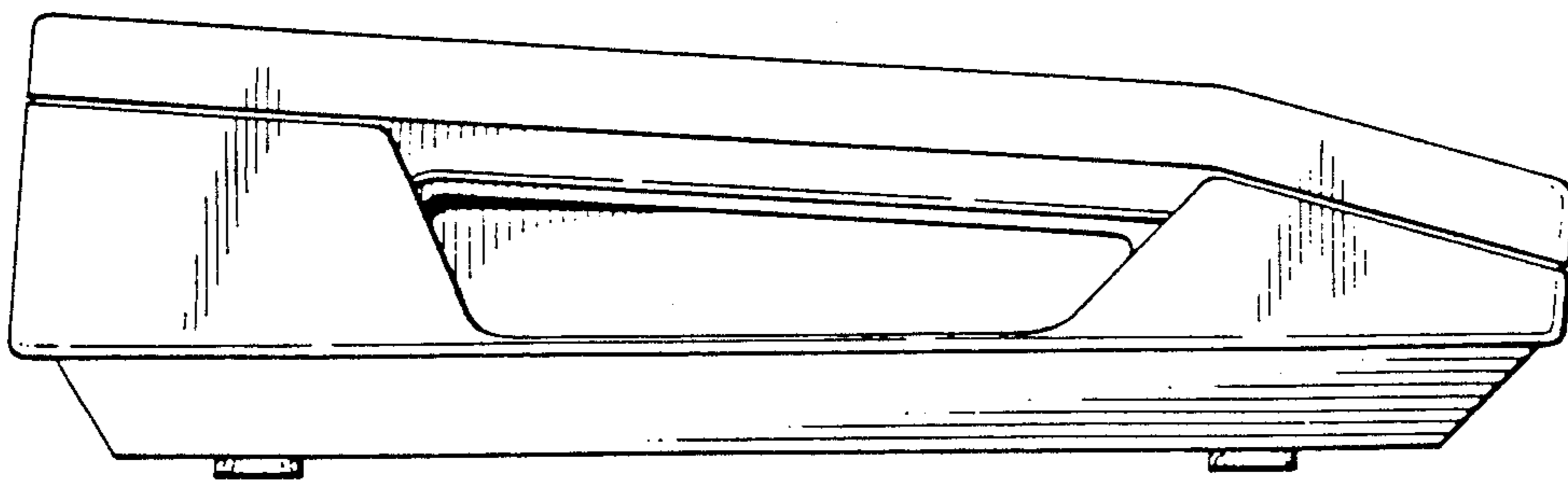


FIG. 3