

[54] **TRAY**

[75] **Inventors: Jozef T. Franek, Chorleywood; Paul Porucznik, St. Alban's, both of England**

[73] **Assignee: Metal Box plc, England**

[\*\*] **Term: 14 Years**

[21] **Appl. No.: 432,424**

[22] **Filed: Oct. 4, 1982**

[30] **Foreign Application Priority Data**

Apr. 27, 1982 [GB] United Kingdom ..... 1006390

[52] **U.S. Cl.** ..... **D9/429; D9/370; D9/405; D9/431; D9/456**

[58] **Field of Search** ..... **D9/370, 349, 350, 351, D9/352, 355, 405, 425, 428, 429, 431, 432, 435, 454, 456; D11/152; D7/16, 17, 40; 229/1.5 R, 1.5 B, 2.5 A, 3.5, 3.5 MF, 4.5 R, 5.8; 220/66**

[56] **References Cited**

**U.S. PATENT DOCUMENTS**

D. 253,331	11/1979	Olschewski	.....	D7/16 X
2,275,896	3/1942	Geist	.....	206/606 X
3,858,786	1/1975	Vogt	.....	229/2.5 X
3,961,444	6/1976	Skaife	.....	229/3.5 MF X
4,010,867	3/1977	Jones	.....	220/67 X

**FOREIGN PATENT DOCUMENTS**

381043 9/1932 United Kingdom .

*Primary Examiner*—Robert C. Spangler  
*Attorney, Agent, or Firm*—Diller, Ramik & Wight

[57] **CLAIM**

The ornamental design for a tray.

**DESCRIPTION**

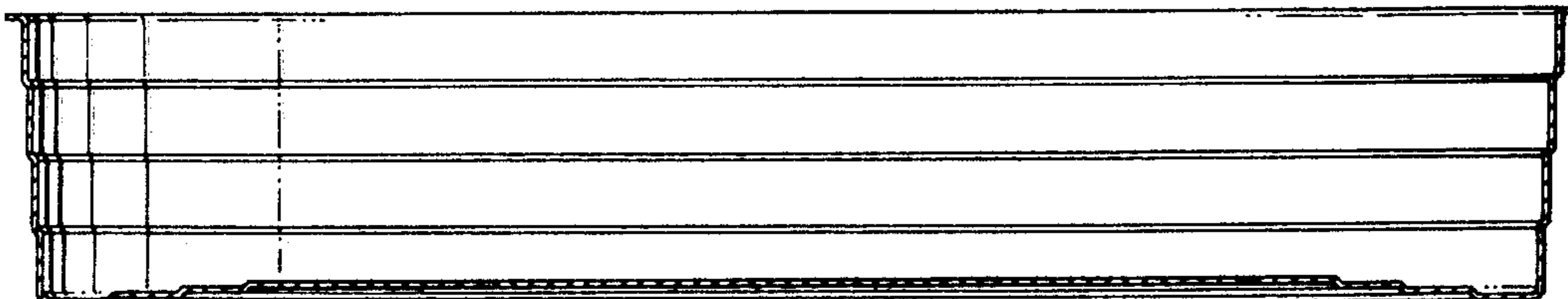
FIG. 1 is a top plan view of a tray showing our new design;

FIG. 2 is a side elevational view, the opposite side being the same in appearance;

FIG. 3 is a sectional view taken along the line 3—3 of FIG. 1;

FIG. 4 is a bottom plan view; and

FIG. 5 is an end elevational view, the opposite end being the same in appearance.



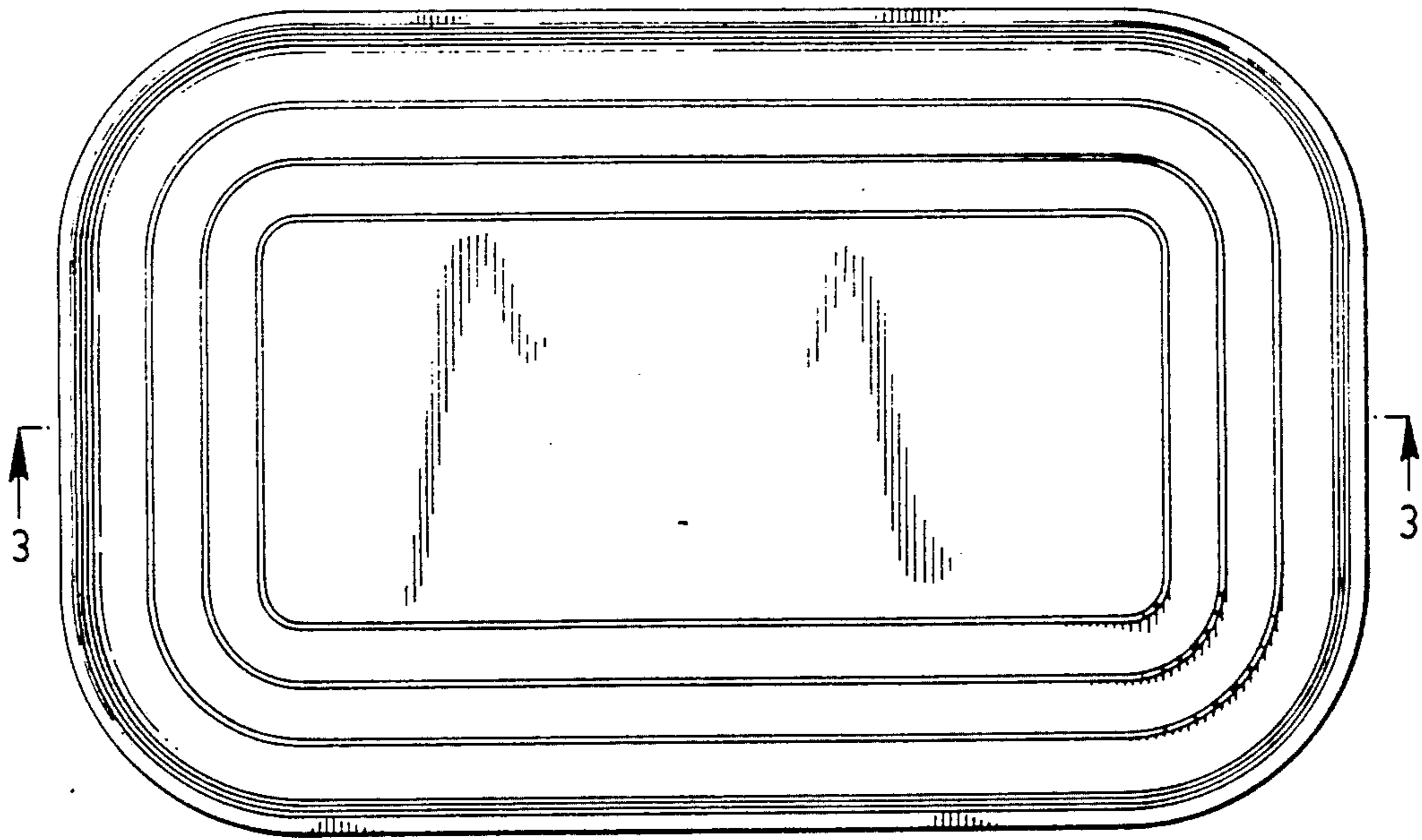


FIG. 1




FIG. 2

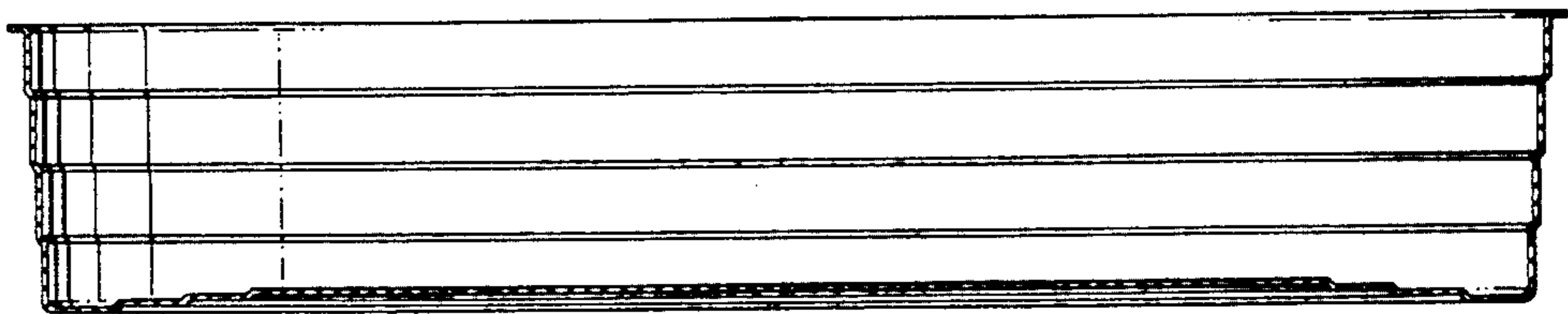


FIG. 3

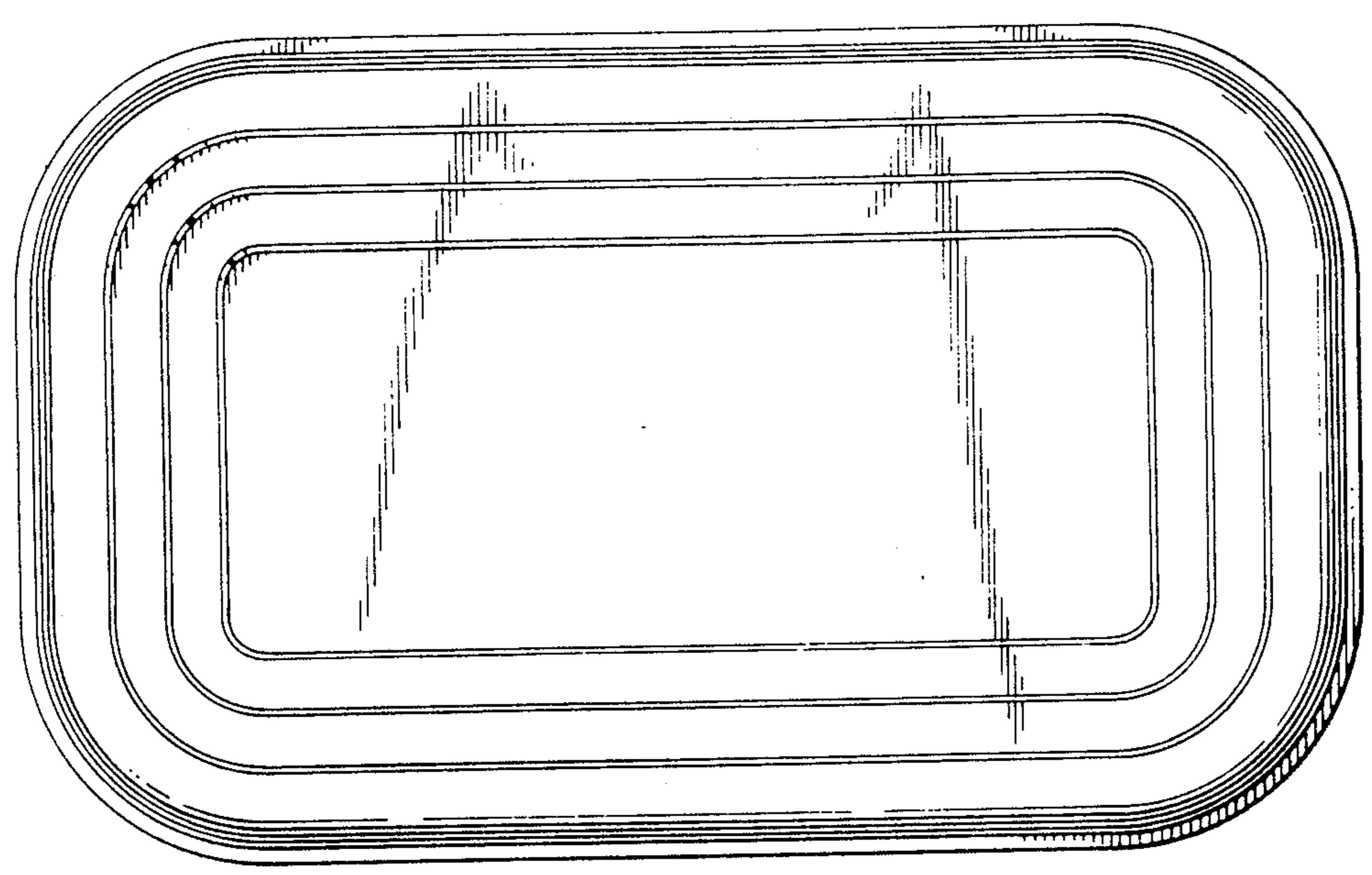


FIG. 4

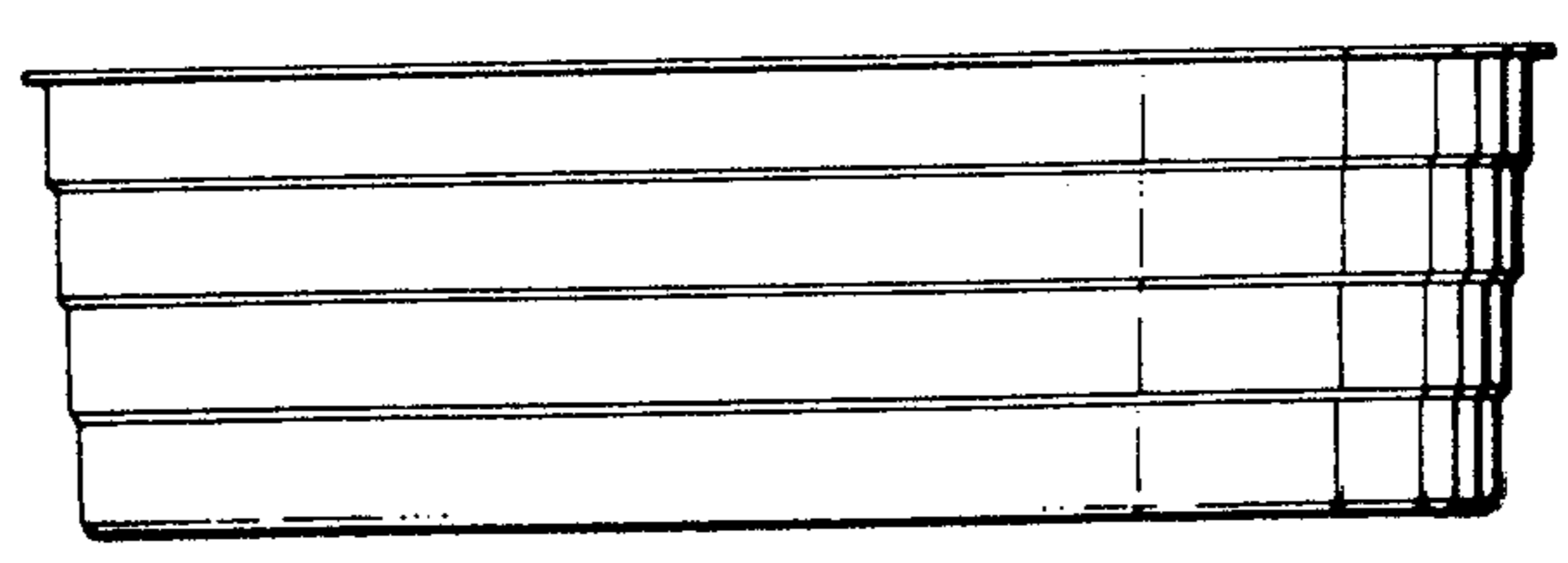


FIG. 5