

[54] PORTABLE DESK

[76] Inventor: Benson Zinbarg, 11 Chestnut Hill La., Stamford, Conn. 06903

[\*\*] Term: 14 Years

[21] Appl. No.: 546,575

[22] Filed: Oct. 28, 1983

[52] U.S. Cl. .... D6/406; D6/419; D6/449; D6/467

[58] Field of Search ..... D6/397, 406, 419, 449, D6/467, 468, 469, 480, 511; D19/52, 88

[56] References Cited

U.S. PATENT DOCUMENTS

D. 148,506	1/1948	Weinberg	.....	D6/477 X
D. 162,276	2/1951	Zemmer	.....	D6/419 X
D. 175,300	8/1955	Farbush	.....	D6/457
D. 182,577	4/1958	Fleming	.....	D19/88
D. 189,535	1/1961	Rath, Jr.	.....	D6/469
D. 216,713	3/1970	Buchwach	.....	D6/457

D. 234,381	2/1975	Berger	.....	D6/469
D. 257,589	12/1980	Shaffert	.....	D6/406 X
D. 279,444	7/1985	McDonald	.....	D6/478 X
1,846,878	2/1932	Kopp	.....	D6/486 X

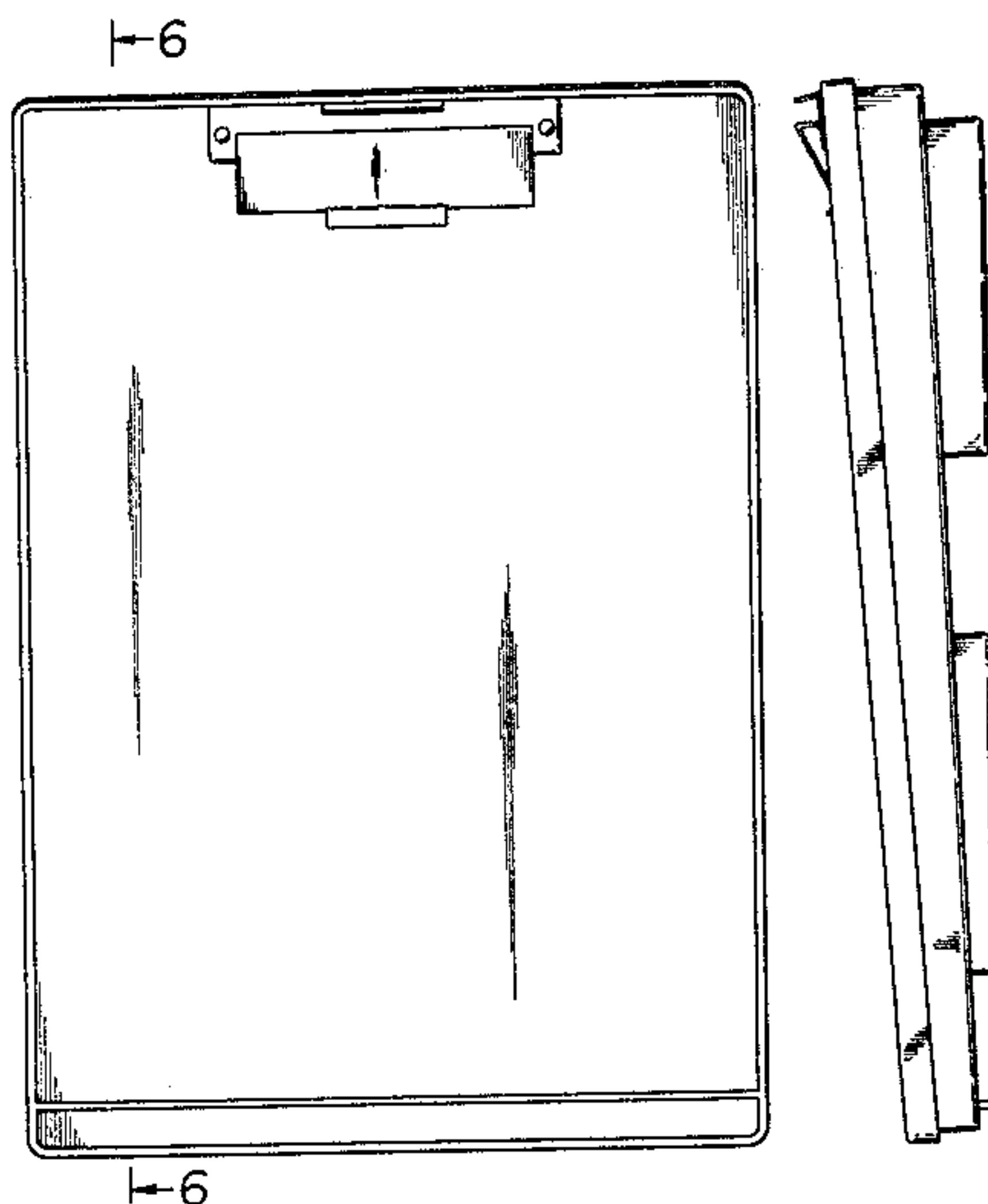
Primary Examiner—Bruce W. Dunkins  
Attorney, Agent, or Firm—Frishauf, Holtz, Goodman & Woodward

[57] CLAIM


The ornamental design for a portable desk, substantially as shown and described.

DESCRIPTION

FIG. 1 is a plan view of a portable desk showing my new design;  
FIG. 2 is a front elevational view thereof;  
FIG. 3 is a right side elevational view thereof, the left side elevational view being a mirror image;  
FIG. 4 is a bottom view thereof;  
FIG. 5 is a rear elevational view thereof; and  
FIG. 6 is a cross-sectional view thereof taken along lines 6—6 in FIG. 1 and drawn to a larger scale.



←6



←6

FIG. 1

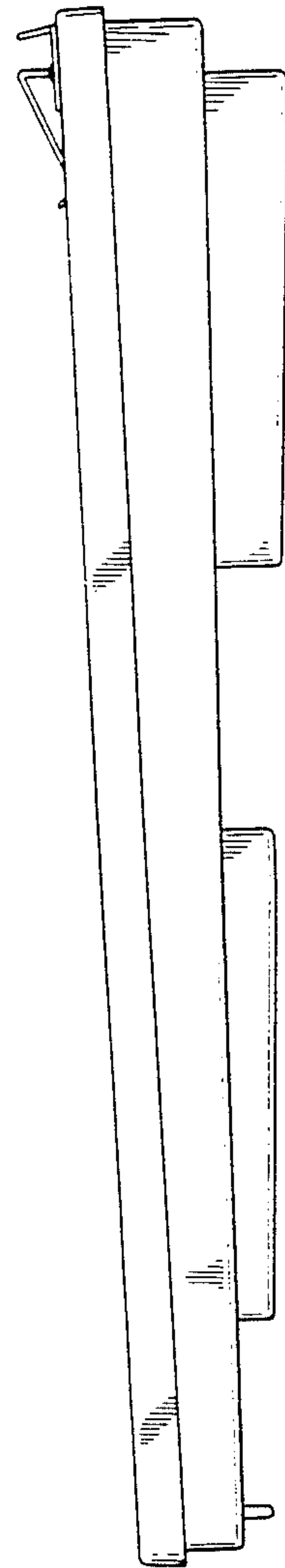


FIG. 3

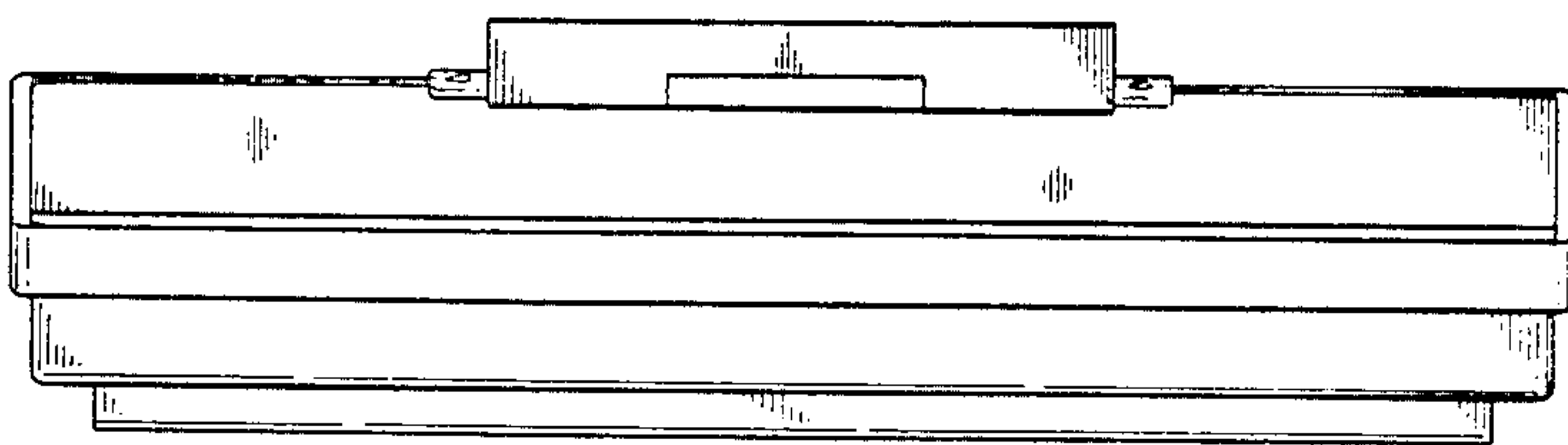


FIG. 2




FIG. 4

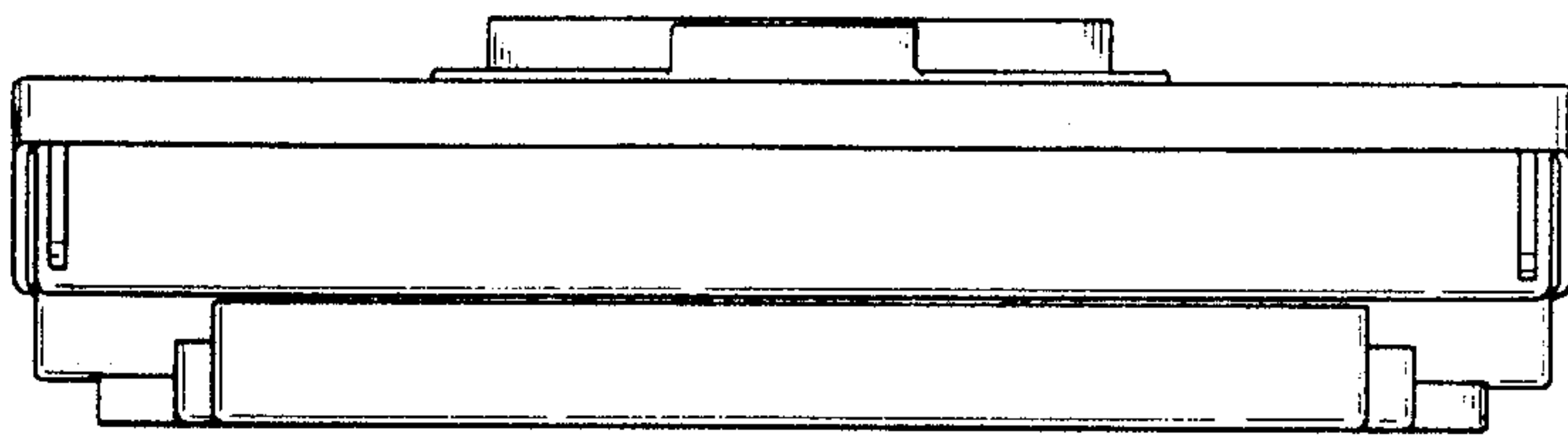


FIG. 5

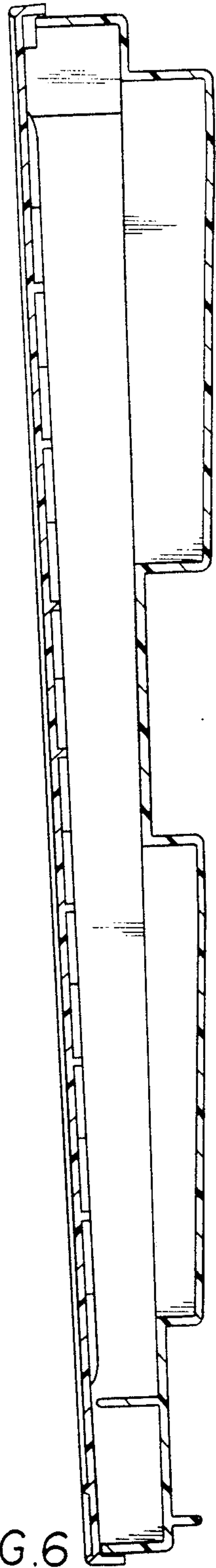


FIG. 6