

[54] COMBINED MATCH AND HOLDER FOR A CIGARETTE

[76] Inventor: Saeng K. Cho, 1428 Whitburn Ave., Fayetteville, N.C. 28304

[\*\*] Term: 14 Years

[21] Appl. No.: 514,780

[22] Filed: Jul. 18, 1983

[52] U.S. Cl. .... D27/30; D27/7; D28/90

[58] Field of Search ..... D27/36, 38, 51, 30; 431/125-143; D3/30.1; 248/311.2, 309 R, 346; 131/329, 330; D28/90

[56] References Cited

U.S. PATENT DOCUMENTS

18,270	4/1888	Killinger .....	D27/30
25,612	6/1896	Commass .....	D27/30
D. 181,817	12/1957	Slater .....	D28/90
D. 246,912	1/1978	Adelhardt .....	D27/51
D. 257,519	11/1980	Plozner .....	D27/42
D. 260,868	8/1981	Chaskin .....	D11/180
D. 260,941	9/1981	Figur .....	D27/36
D. 262,744	1/1982	Stützer et al. ....	D27/36
D. 267,590	1/1983	Varma .....	D27/51
1,534,652	4/1925	Lorenz .....	D11/180
2,854,010	9/1958	Stamm .....	131/329


Primary Examiner—B. J. Bullock  
Assistant Examiner—Suzanne N. Gitlin  
Attorney, Agent, or Firm—Birch, Stewart, Kolasch & Birch

[57] CLAIM

The ornamental design for a combined match and holder for a cigarette, as shown and described.

DESCRIPTION

FIG. 1 is a front elevational view of a combined match and holder for a cigarette showing my new design; FIG. 2 is a side elevational view taken from the right of FIG. 1; FIG. 3 is a side elevational view taken from the left of FIG. 1; FIG. 4 is a rear elevational view thereof; FIG. 5 is a top plan view thereof; FIG. 6 is a bottom plan view thereof; FIG. 7 is a front elevational view of a second embodiment of FIG. 1 wherein the surface ornamentation only is modified; FIG. 8 is a rear elevational view of FIG. 7. The broken line showing of a cigarette in FIGS. 1 and 7 is for illustrative purposes only. The perforations in FIGS. 2-4 indicate a cover for the striking surface.






FIG. 1



FIG. 2

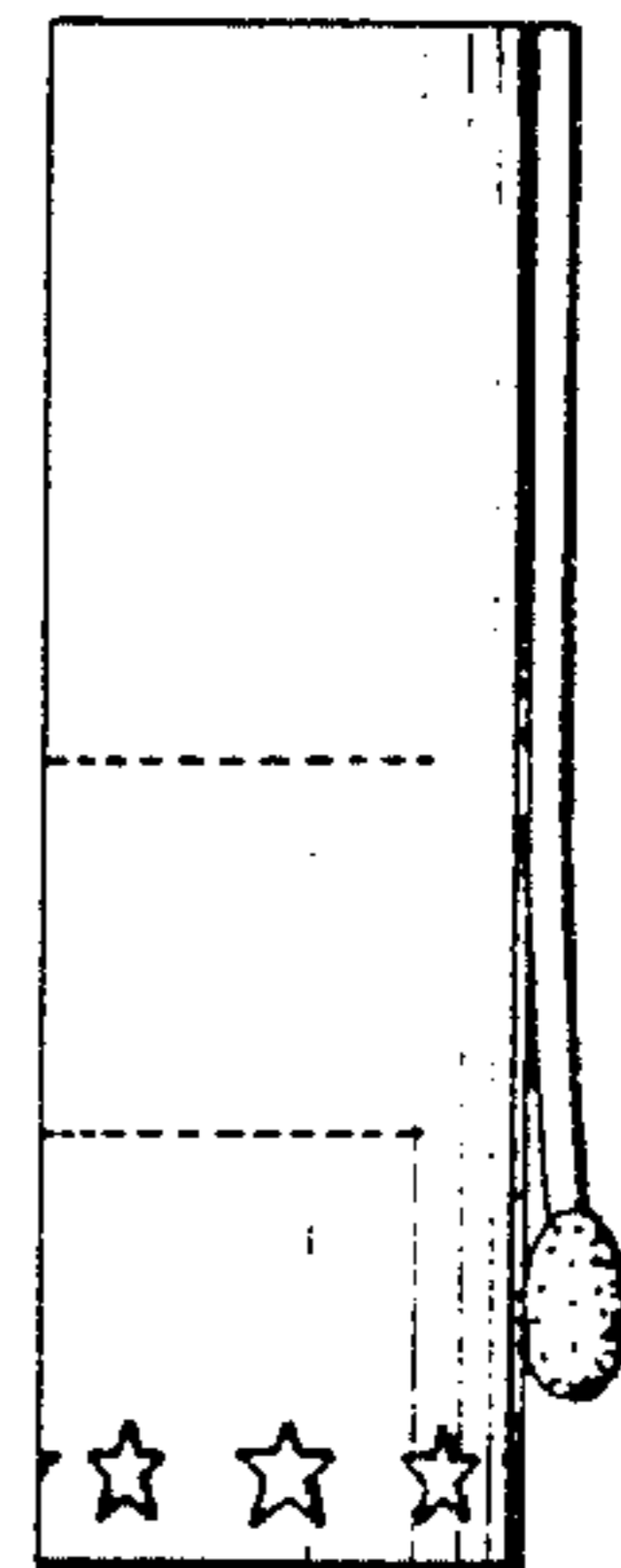


FIG. 3

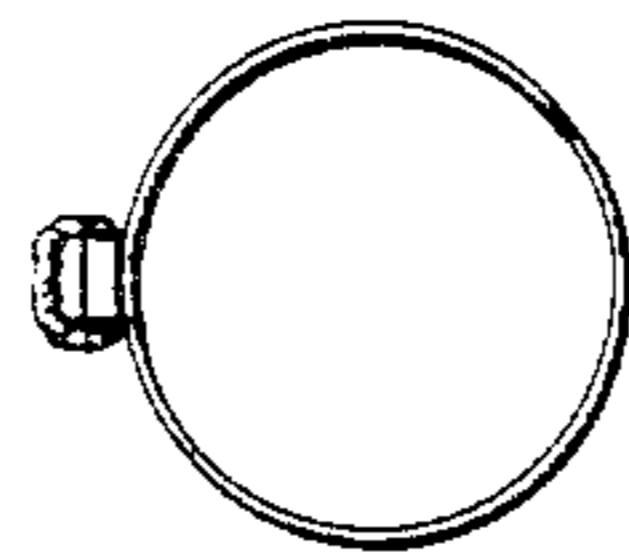


FIG. 5

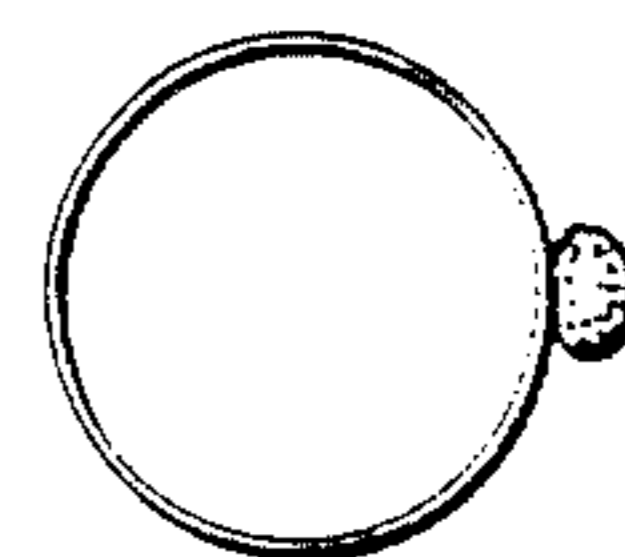


FIG. 6

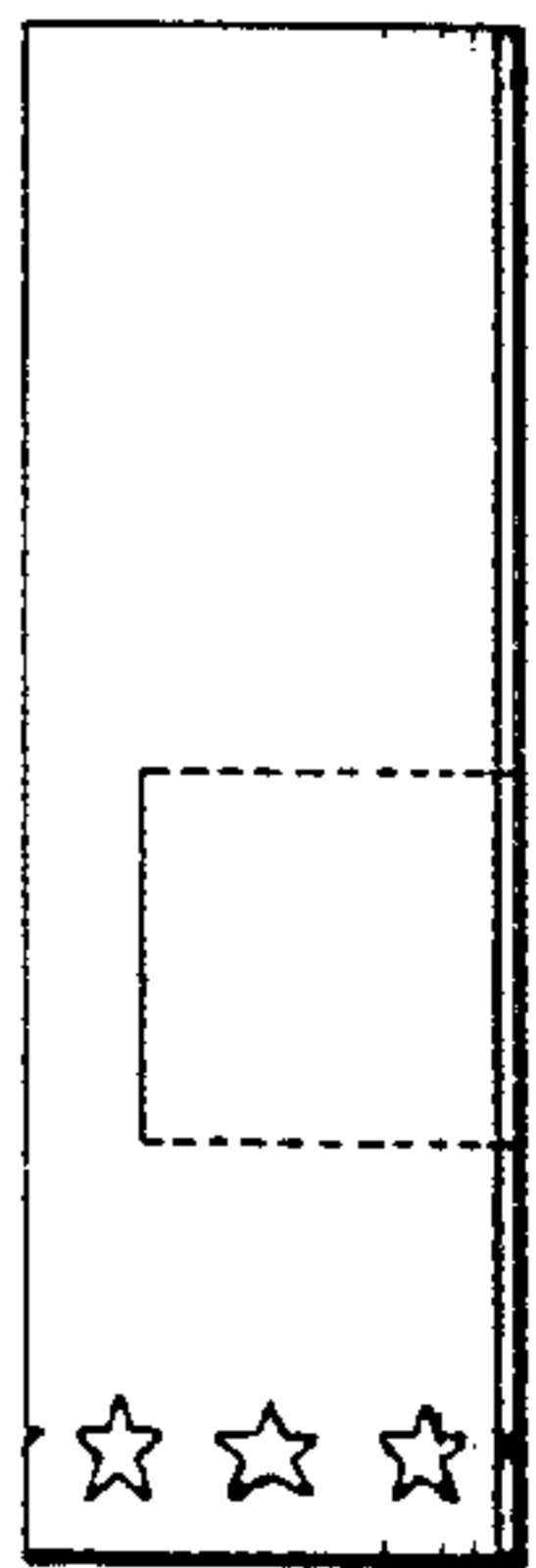


FIG. 4



FIG. 7




FIG. 8