

[54] SPECIAL PURPOSE COMPUTER HOUSING

[75] Inventors: Logan W. Johnson, Edina; Richard E. Carlson, New Hope, both of Minn.; Michael E. McCadden, Centuria, Wis.; Richard E. Offerdahl, Little Canada; Nicholas P. Van Brunt, White Bear Lake, both of Minn.

[73] Assignee: Zycad Corporation, Arden Hills, Minn.

[\*\*] Term: 14 Years

[21] Appl. No.: 453,146

[22] Filed: Dec. 27, 1982

[52] U.S. Cl. .... D14/102; D13/40

[58] Field of Search ..... D14/100-116, D14/30, 33, 37, 39; D13/40, 41; 358/254; 340/700; 361/390-394

[56] References Cited

U.S. PATENT DOCUMENTS

- D. 216,985 3/1970 Yeager ..... D14/103
- D. 228,923 10/1973 Rankin ..... D14/33
- 2,843,806 7/1958 O'Neill ..... 361/390 X

- 3,079,462 2/1963 Rosenthal ..... 358/254 X
- 3,177,404 4/1965 Patmore ..... 361/394
- 3,218,518 11/1965 Ashbridge et al. .... 361/394
- 4,002,955 1/1977 Eggert et al. .... 361/391
- 4,152,750 5/1979 Bremenour et al. .... 361/393 X

OTHER PUBLICATIONS

High Fidelity's Buying Guide to Speaker Systems, 1977, p. 14, Speaker.


Primary Examiner—Susan J. Lucas  
Attorney, Agent, or Firm—Haverstock, Garrett & Roberts

[57] CLAIM

The ornamental design for a special purpose computer housing, as shown and described.

DESCRIPTION

FIG. 1 is a perspective view of the special purpose computer housing showing our new design; FIG. 2 is a front elevational view thereof; FIG. 3 is a rear elevational view thereof, the cross-hatched portions showing a mesh network; FIG. 4 is a right side elevational view thereof; FIG. 5 is a greatly enlarged view of a portion of the mesh network shown in FIG. 3.






FIG. 1




FIG. 2




FIG. 3

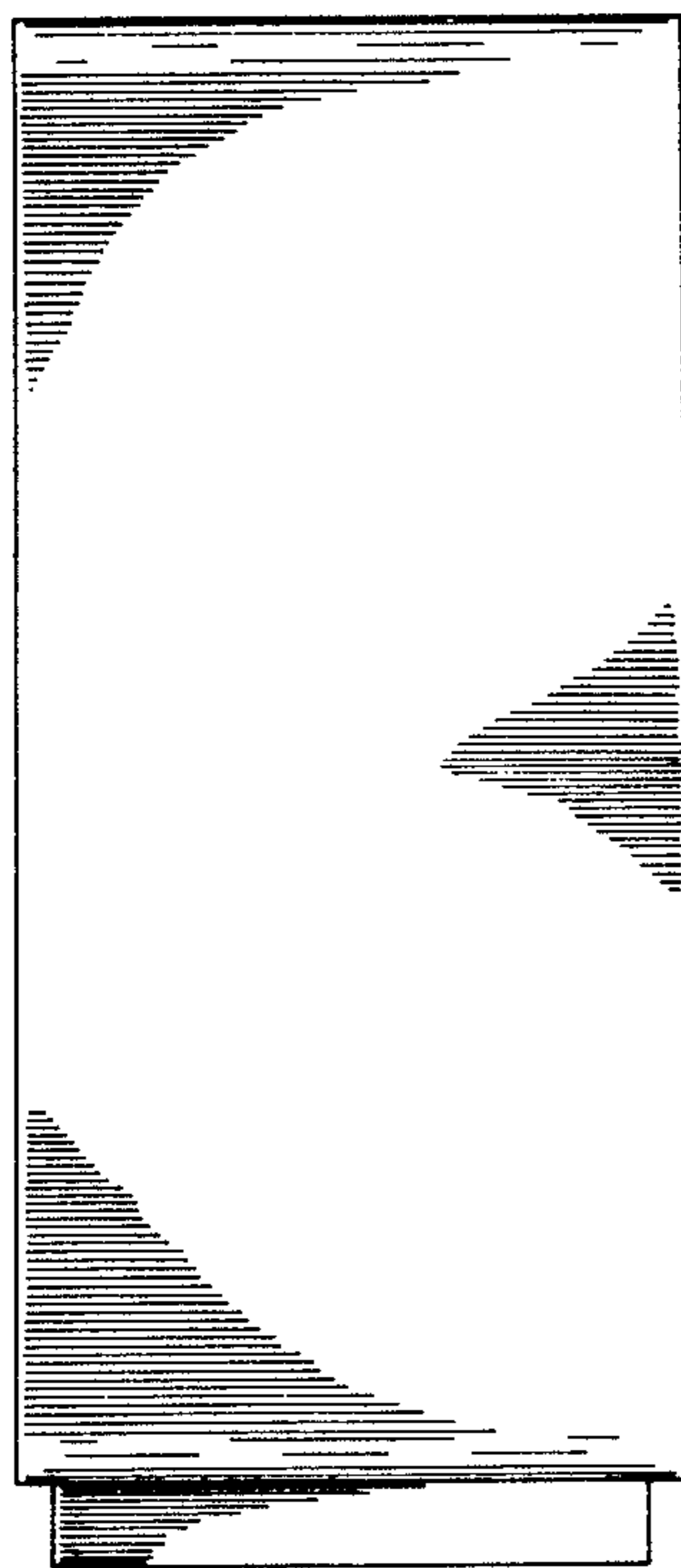


FIG. 4




FIG. 5