

[54] TELEPHONE SET

[75] Inventors: Denni F. Rivette, Chicago; Jeffrey D. Breslow, Highland Park, both of Ill.

[73] Assignee: Marvin Glass & Associates, Chicago, Ill.

[**] Term: 14 Years

[21] Appl. No.: 519,977

[22] Filed: Aug. 3, 1983

[52] U.S. Cl. D14/53; D14/63; D14/60; D14/64

[58] Field of Search D14/53, 59, 60, 61, D14/63, 64, 69; 179/179, 100 R, 100 D, 101, 102, 103; D11/56, 80, 83; D9/315; D7/5; D28/79; D1/106

[56] References Cited

U.S. PATENT DOCUMENTS

D. 67,292	5/1925	Manos	D7/5
D. 142,996	11/1945	Forman	D9/315
D. 145,255	7/1946	Morris	D28/79
D. 177,365	4/1956	Cuthbertson	D28/79
D. 210,689	4/1968	Rhoades	D28/79
D. 257,977	1/1981	Blomberg	D14/53
D. 261,649	11/1981	Thomas	D14/53
D. 262,107	12/1981	Thomas	D14/53
D. 262,795	1/1982	Thomas	D14/53
D. 276,520	11/1984	Breslow et al.	D14/63

OTHER PUBLICATIONS

House & Garden, Feb. 1975, p. 132; Heart-Shaped Music Maker of Hildegard-HG. 2, Hartford, CT. P. 153, Pillow Heart & others; p. 154, Heartboxes; pages are from Good Housekeeping, Feb. 1980. Grand-Corn, Inc.; Brochure, p. 5, "Hidden Phone"; p. 6, Mini-Phone, T-Line Phone, Starlite.

Primary Examiner—Wallace R. Burke
Assistant Examiner—Horace B. Fay
Attorney, Agent, or Firm—John S. Pacocha

[57] CLAIM

The ornamental design for a telephone set, as shown and described.

DESCRIPTION

FIG. 1 is a perspective view from above of the top and one side of a telephone set in closed position showing new design;
FIG. 2 is a bracketed perspective view of the set showing the underside of handset and the upper inside surface of the stand;
FIG. 3 is a side elevational view thereof as in FIG. 1, the side view opposite being a mirror image;
FIG. 4 is a top plan view thereof;
FIG. 5 is a bottom plan view thereof;
FIG. 6 is a front elevational view thereof; and
FIG. 7 is a rear elevational view thereof.





Fig 1

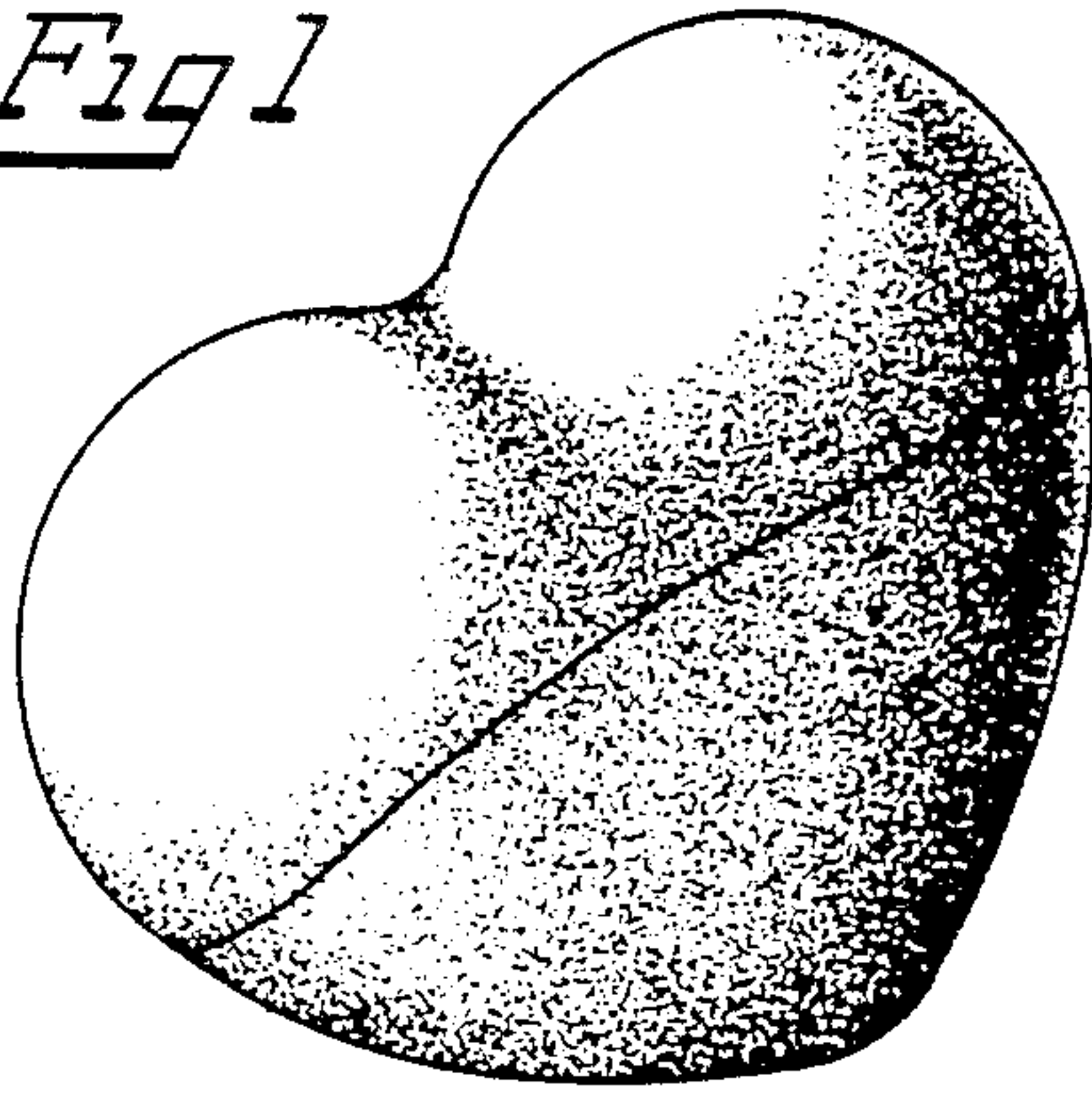


Fig 2




Fig 3

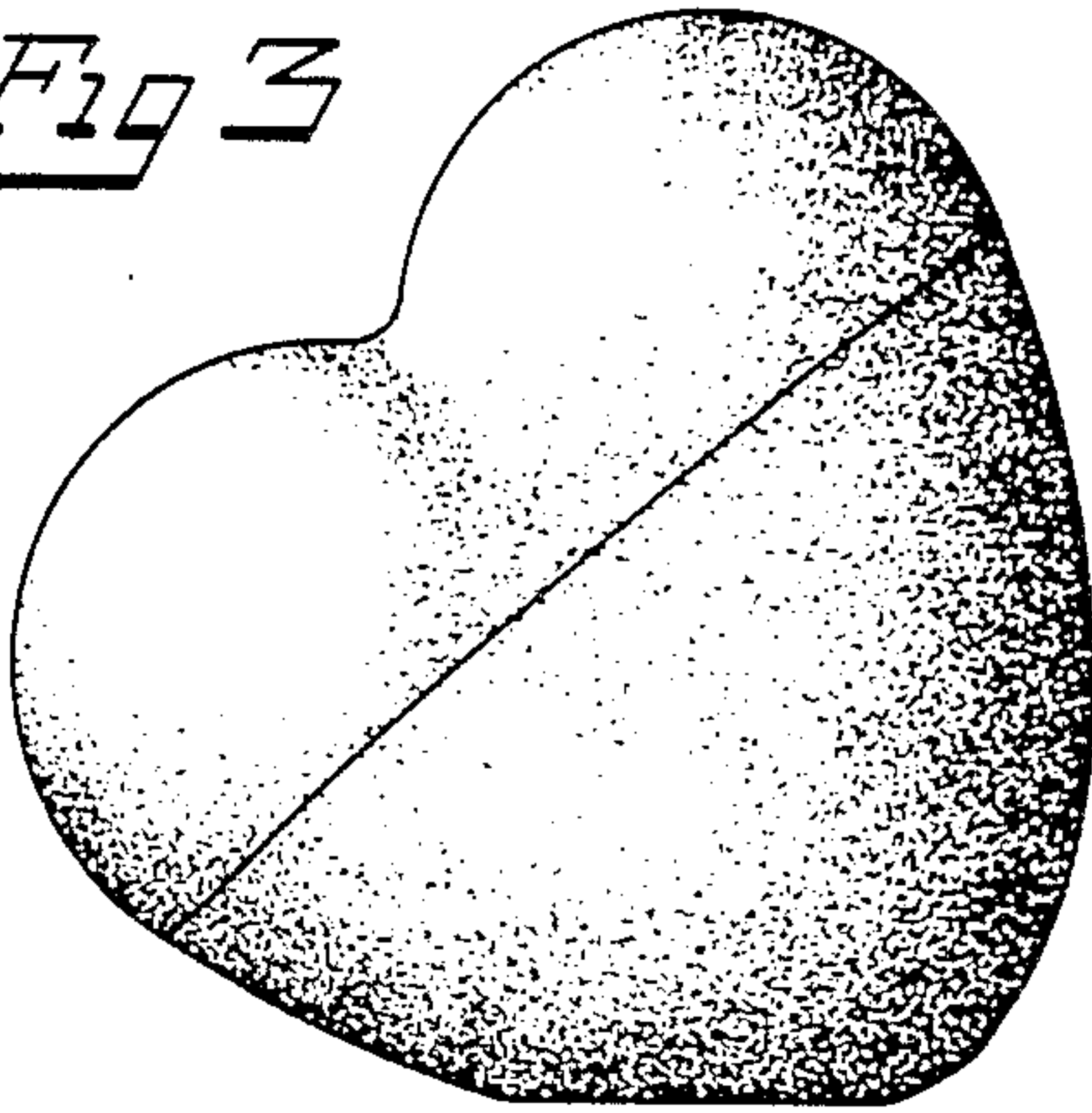


Fig 6

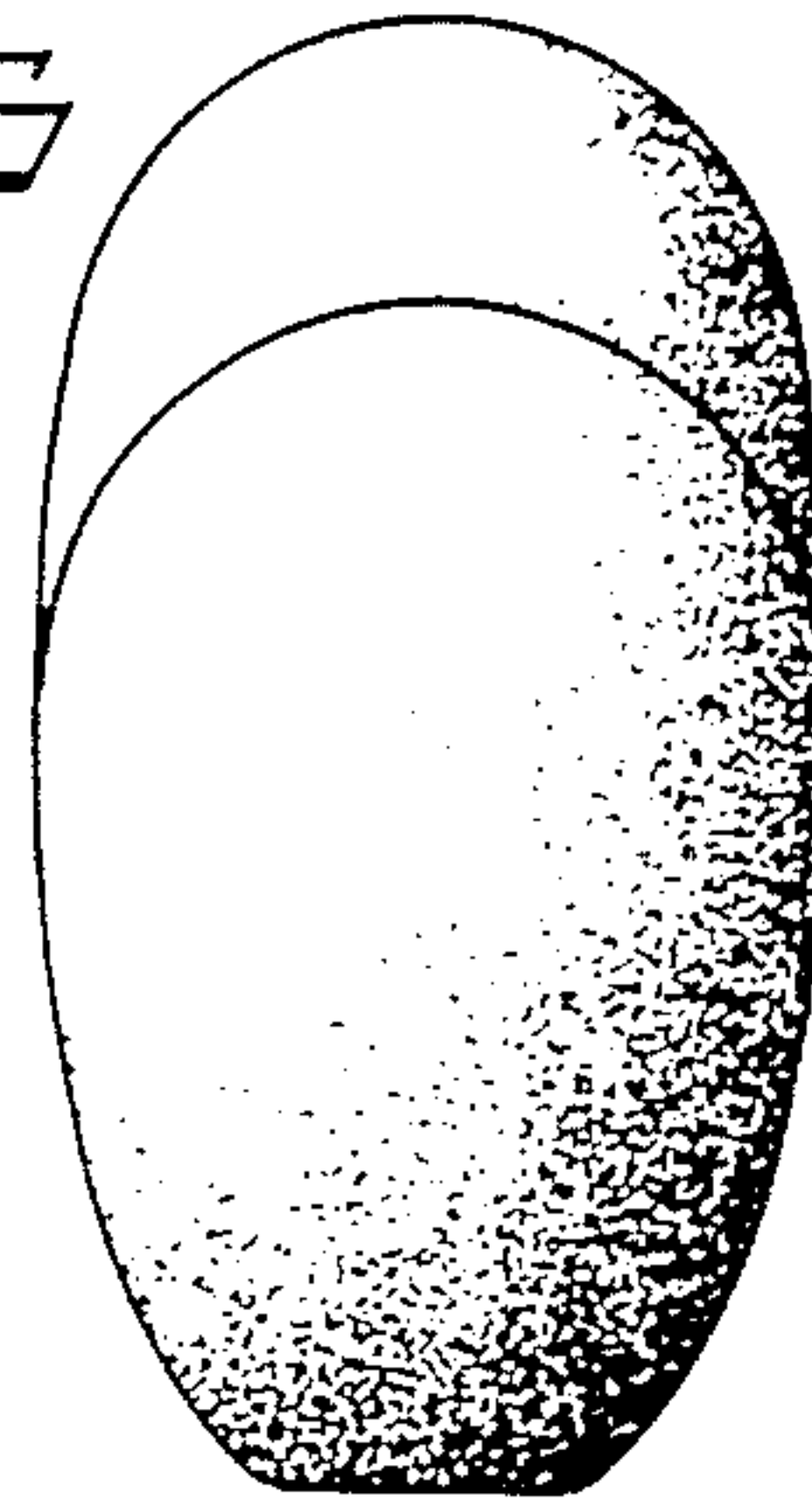


Fig 4

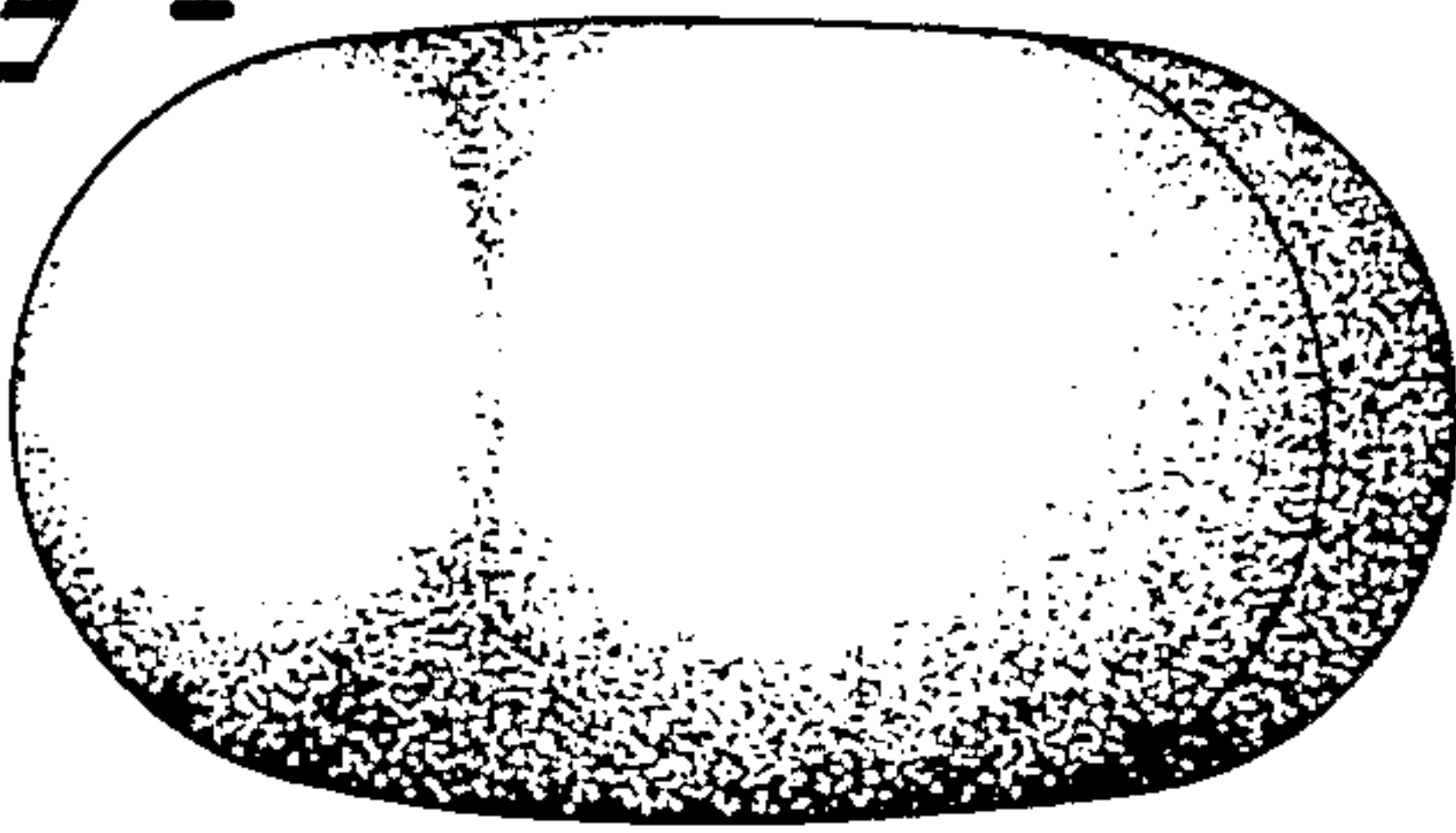


Fig 7




Fig 5

