

[54] TELEPHONE SET

[76] Inventor: Robert M. Rood, 7164 Victoria Rd.,
St. Paul, Minn. 55119

[**] Term: 14 Years

[21] Appl. No.: 496,254

[22] Filed: May 19, 1983

[52] U.S. Cl. D14/53; D14/62;
D14/52; 179/179

[58] Field of Search D14/52, 53, 56, 58,
D14/59, 60, 61, 62, 63, 92; 179/179, 90 CS, 100
R, 100 C, 101

[56] References Cited

U.S. PATENT DOCUMENTS

| | | | |
|------------|---------|--------------|-----------|
| Re. 31,649 | 8/1984 | Brodbeck | 179/90 CS |
| D. 257,978 | 1/1981 | Festa et al. | D14/60 |
| D. 267,007 | 11/1982 | Chiou | D14/53 |
| D. 267,091 | 11/1982 | Ohno | D14/53 |
| D. 268,181 | 3/1983 | Banko | D14/60 |
| D. 269,268 | 6/1983 | Ko | D14/56 |
| D. 271,689 | 12/1983 | Gerwers | D14/53 |
| D. 274,515 | 7/1984 | Kraemer | D14/58 |
| D. 275,196 | 8/1984 | Huang | D14/92 |
| D. 276,338 | 11/1984 | Pardo | D14/60 |

OTHER PUBLICATIONS

Stromberg-Carlson Ad in Telephony, Apr. 20, 1981:
Century 421 T.M. Model.

Primary Examiner—Wallace R. Burke

Assistant Examiner—Horace B. Fay

Attorney, Agent, or Firm—Cushman, Darby & Cushman

[57] CLAIM

The ornamental design for a telephone set, as shown
and described.

DESCRIPTION

FIG. 1 is a perspective view from the left side and
above of the top of a telephone set showing my new
design;

FIG. 2 is similar perspective view thereof with the
handset removed for clarity of illustration;


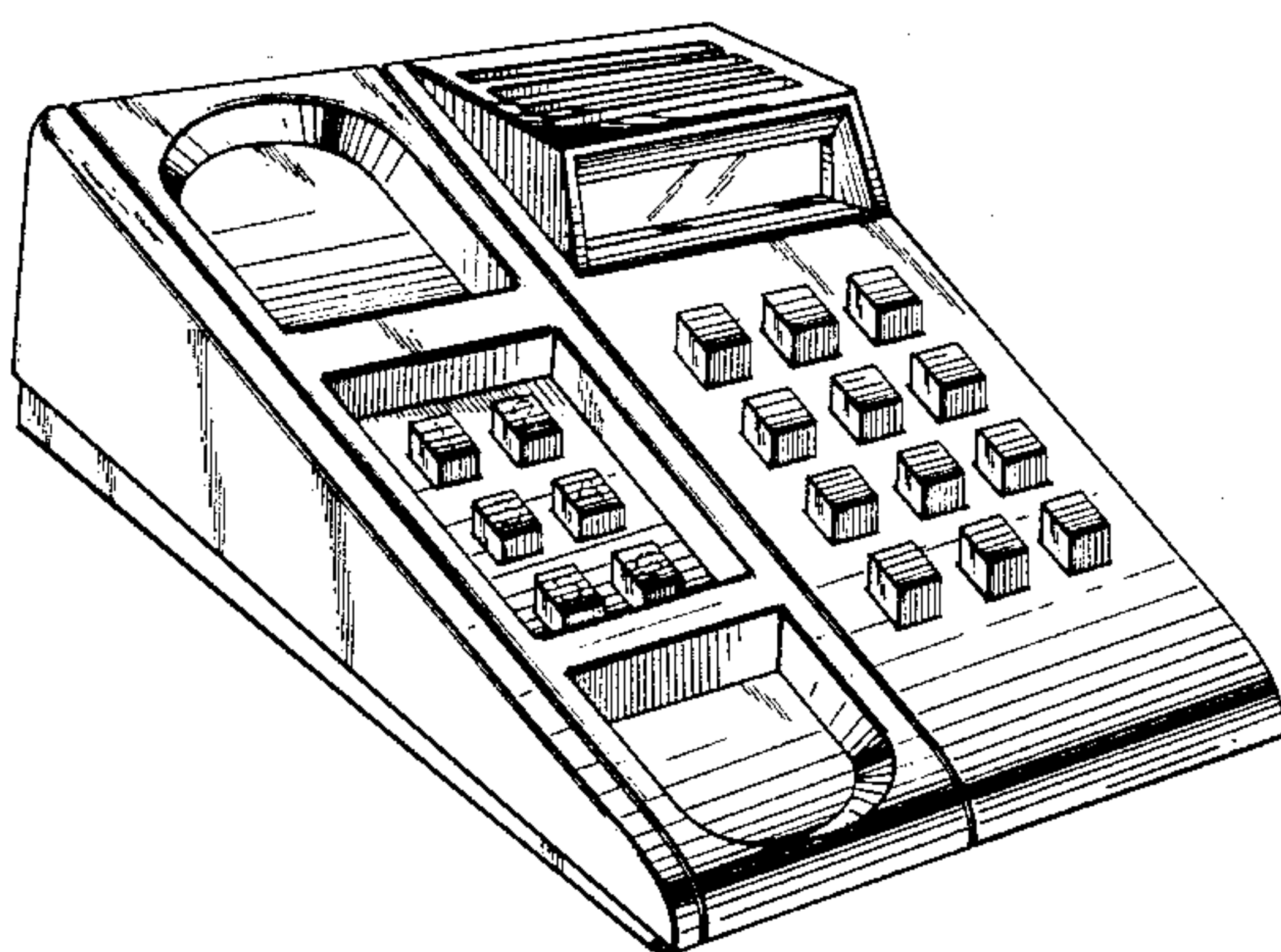
FIG. 3 is also a similar perspective view of a second
embodiment thereof with the handset omitted for clar-
ity of illustration;

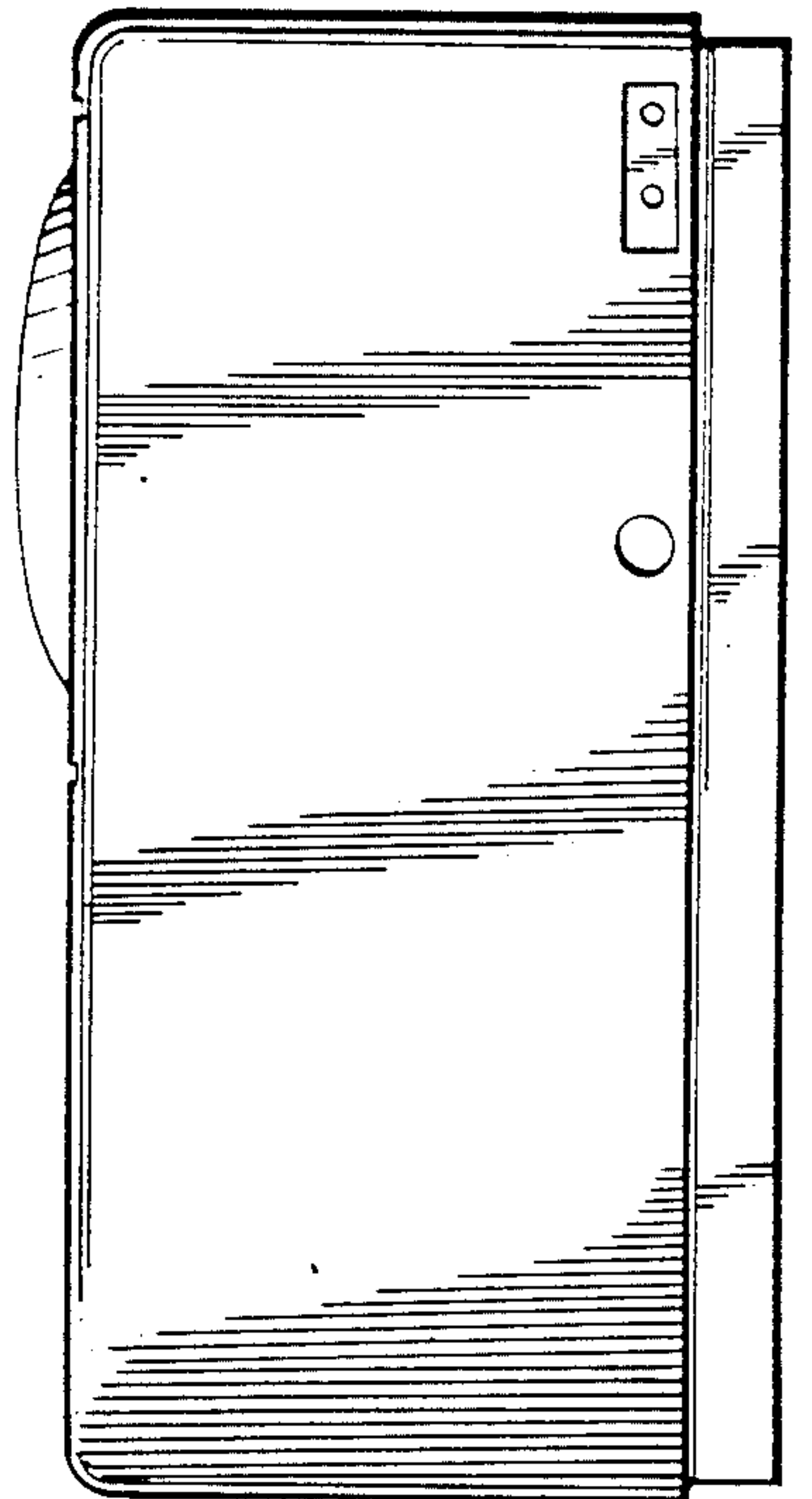

FIG. 4 is a rear elevational view of the embodiments
thereof as shown in FIGS. 2 and 3; and

FIG. 5 is an elevational view of the side of the embodi-
ments of the set opposite to that shown in FIG. 1.

The numerals and symbols shown in the various figures
of the drawing are exemplary only, and are not part of
the present design.

The broken line showing of numerals and symbols
shown in various figures of the drawings is for illustra-
tive purposes only and forms no part of the claimed
design.





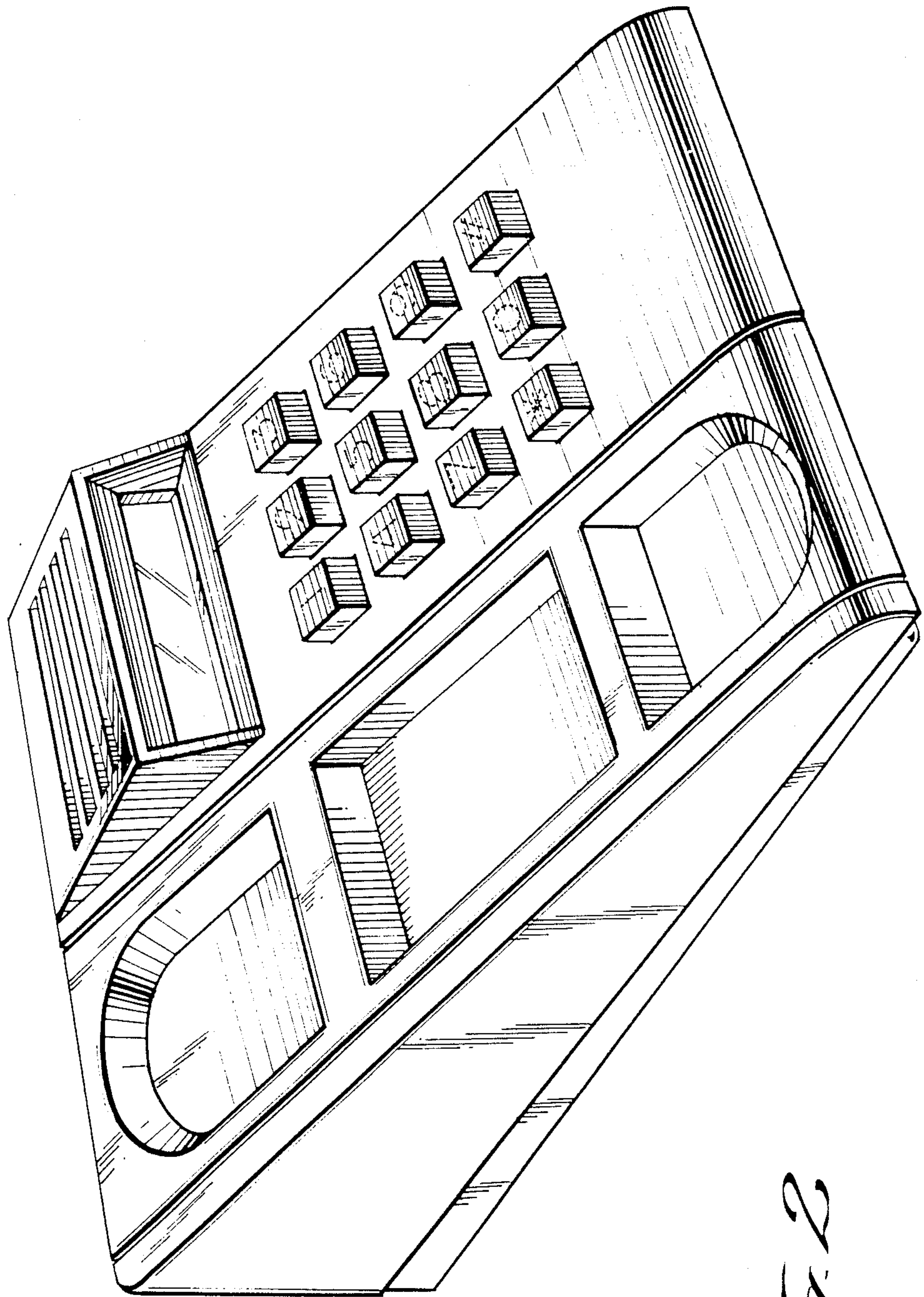


Fig. 2

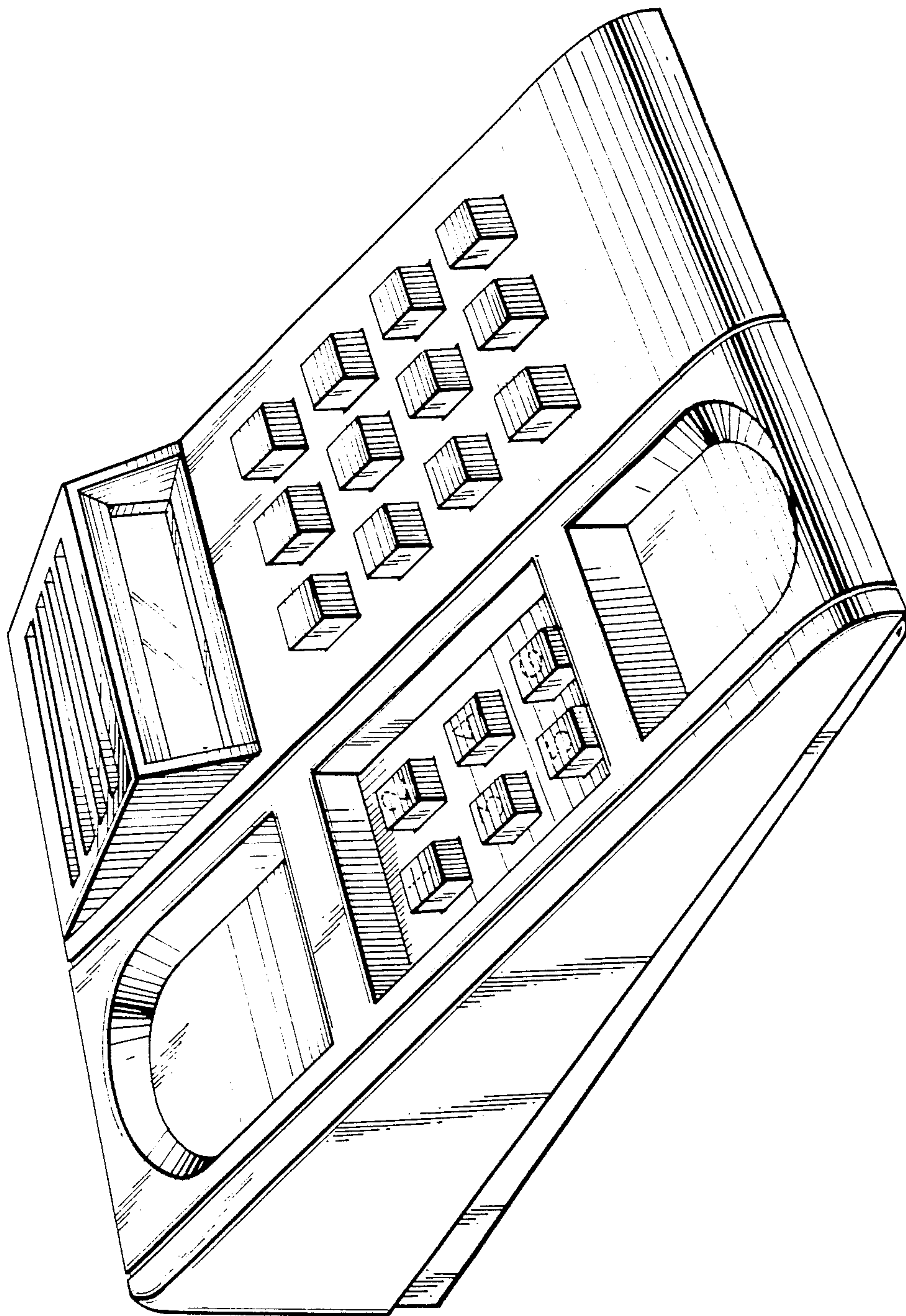


Fig. 3

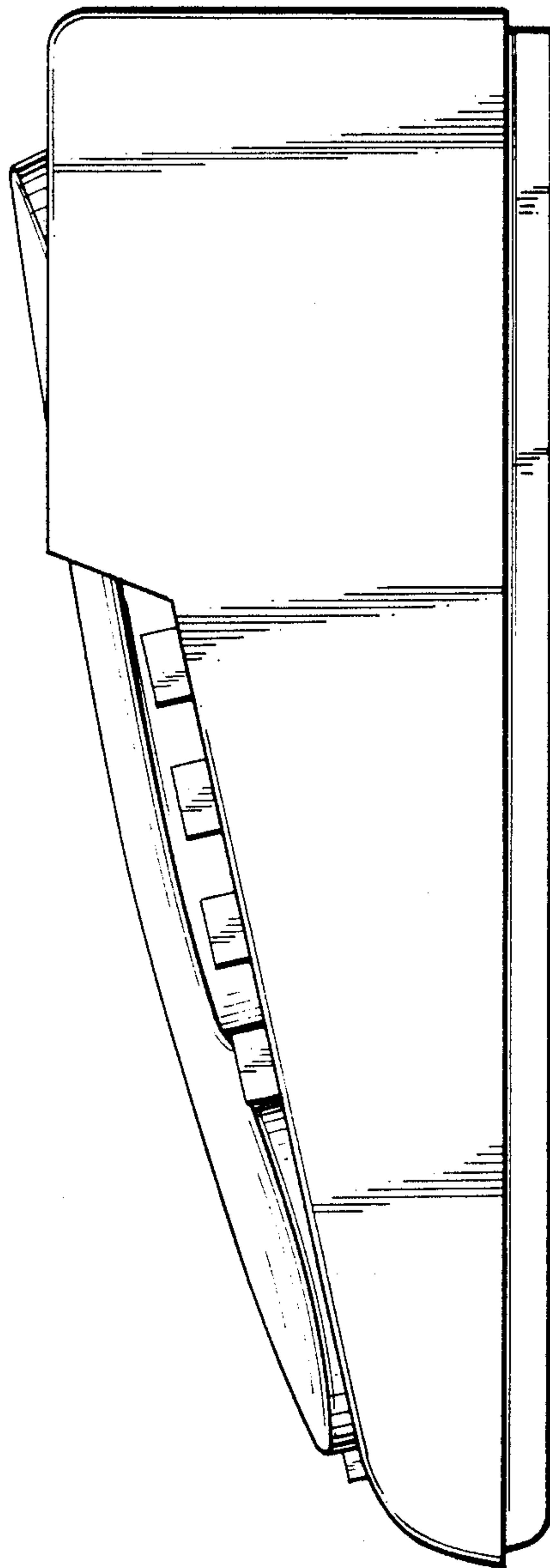


Fig. 5