

[54] COMBINATION PULL TAB CAN AND BOTTLE OPENER

4,414,865 11/1983 Brooks et al. .... 81/3.1 R  
4,416,171 4/1984 Chmela ..... 81/3.46 R

[76] Inventor: Frank T. Harvey, 35422 Blairmoor, Fraser, Mich. 48026

[\*\*] Term: 14 Years

[21] Appl. No.: 505,068

[22] Filed: Jun. 16, 1983

[52] U.S. Cl. .... D8/43; D8/40

[58] Field of Search ..... D8/18, 33, 34, 43, 41, D8/40; 7/151, 152; 81/3.46 R, 3.1 R, 3.3 A, 3.46 R, 3.46 A

[56] References Cited

U.S. PATENT DOCUMENTS

- D. 143,327 12/1945 Forte ..... D8/18
- D. 254,475 3/1980 Stover ..... D8/18
- D. 261,933 11/1981 Smith ..... D8/18 X
- 269,587 12/1882 Hanslmair ..... D8/40
- 26,739 11/1882 Kroeger ..... D8/18
- D. 270,807 10/1983 Dilliner ..... D8/40 X
- D. 274,688 7/1984 Escalente ..... D8/40
- 1,996,550 4/1935 Sampson et al. .... 30/450
- 2,663,076 12/1953 Robinson ..... D8/18 X
- 2,860,533 11/1958 Lydon ..... 81/3.46 R
- 3,228,552 1/1966 Rutledge ..... 220/284
- 4,213,215 7/1980 Hall ..... 7/152
- 4,253,352 3/1981 O'Neal ..... D8/18 X
- 4,391,167 7/1983 Bergmeister ..... 81/3.48 R
- 4,409,863 10/1983 Anderson ..... 81/3.1 R

OTHER PUBLICATIONS

Exhibit A, photograph/photocopy of product by Liftat Corp.  
Exhibit B, photograph/photocopy of product by Rainbow Magnetics, Inc.  
Exhibit C, photograph/photocopy of product by The Ron Hoffman Group, Inc.

Primary Examiner—Bernard Ansher  
Assistant Examiner—Terry Pfeffer  
Attorney, Agent, or Firm—Burton, Parker & Schramm

[57] CLAIM

The ornamental design for a combination pull tab can and bottle opener, as shown and described.

DESCRIPTION

FIG. 1 is a front elevation of a combination pull tab can and bottle opener showing my new design;  
FIG. 2 is a right side elevation thereof;  
FIG. 3 is a rear elevation thereof;  
FIG. 4 is a top plan view thereof;  
FIG. 5 is a bottom plan view thereof;  
FIG. 6 is a left side elevation thereof;  
FIG. 7 is a front elevation of a second embodiment of that shown in FIG. 1;  
FIG. 8 is a right side elevation of that shown in FIG. 7; and  
FIG. 9 is a rear elevation of that shown in FIG. 7.

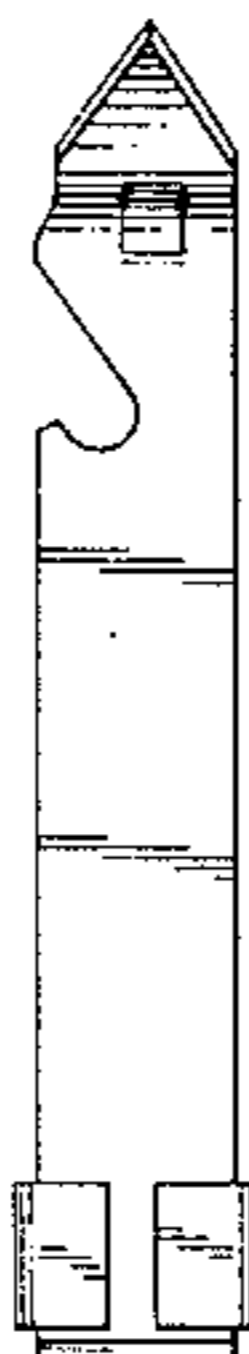


FIG. 1

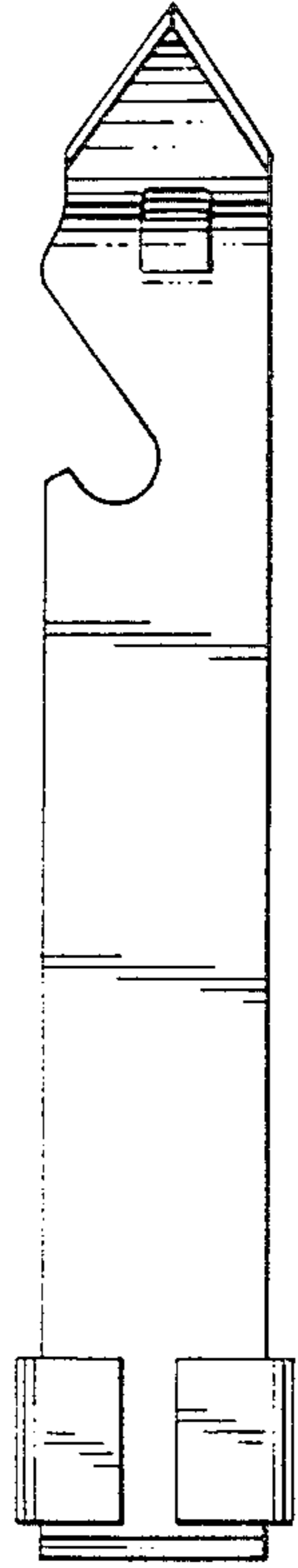


FIG. 2

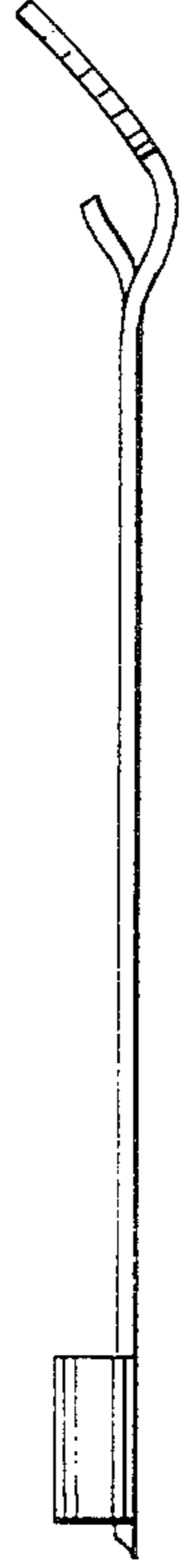


FIG. 3

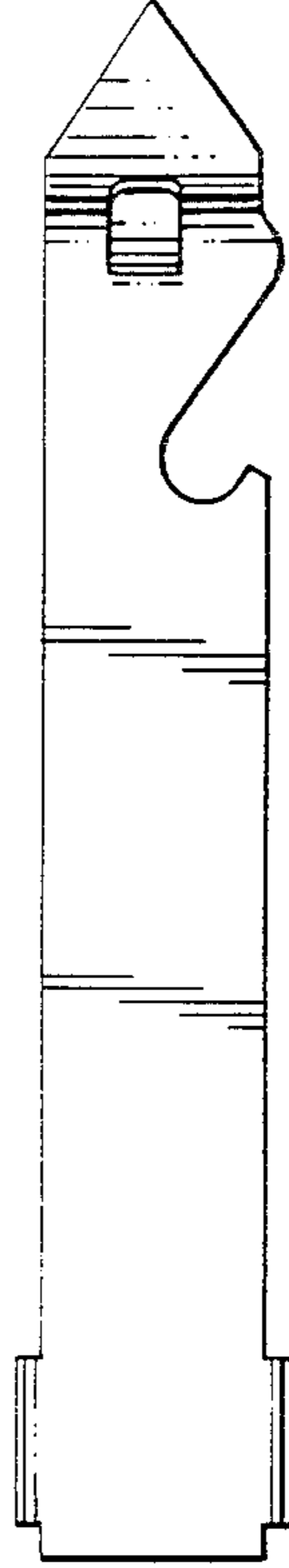


FIG. 4



FIG. 5

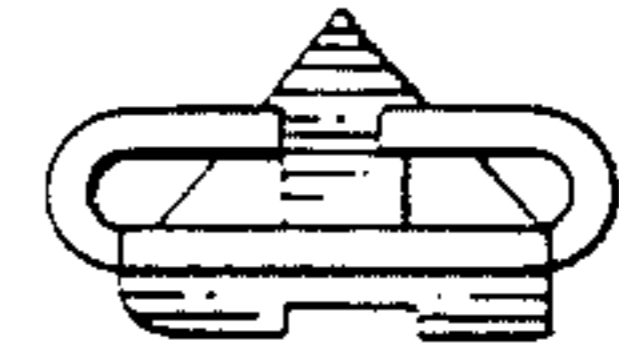


FIG. 6

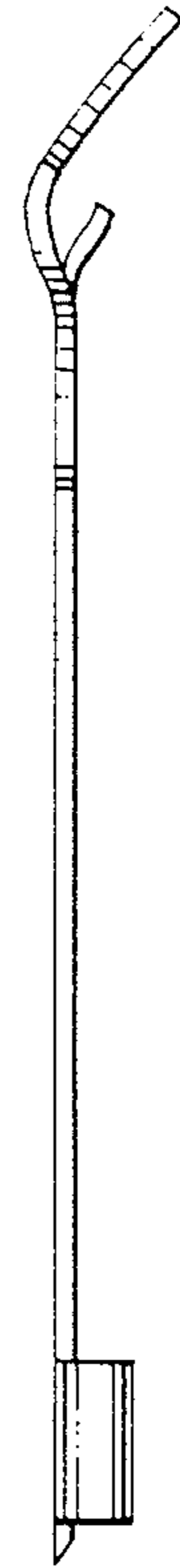


FIG. 7

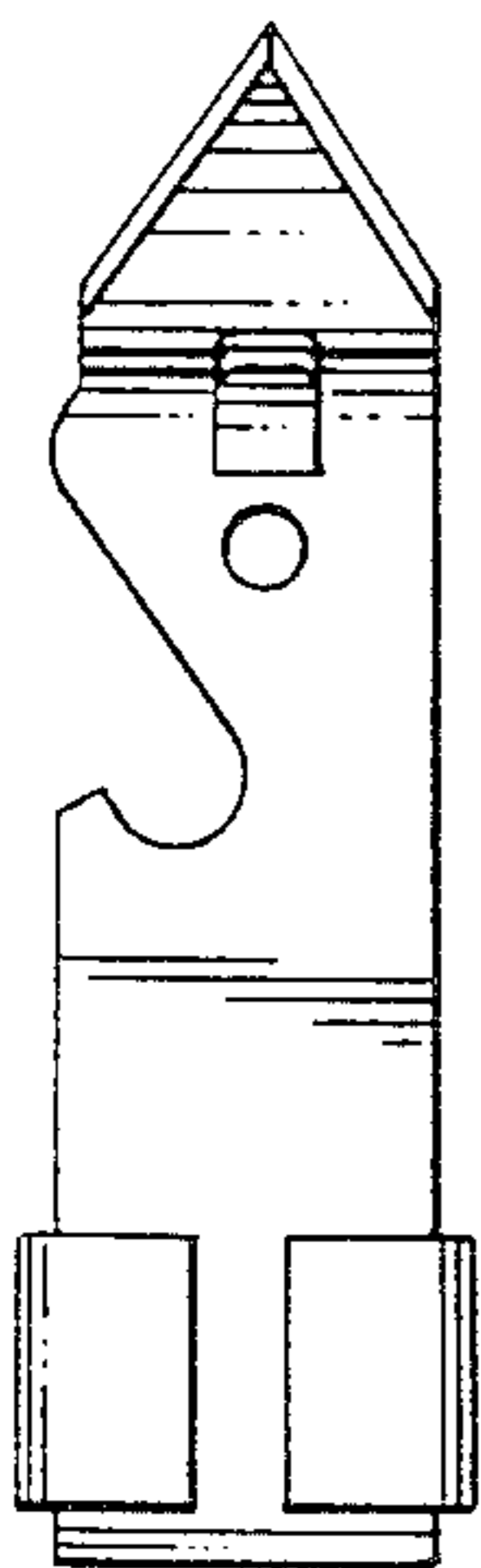


FIG. 8

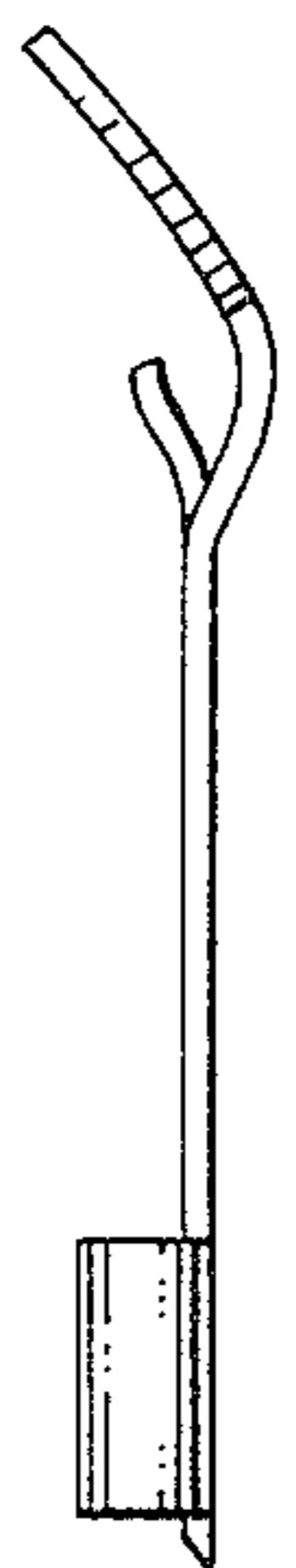


FIG. 9

