

[54] PLANT HOLDER

[76] Inventor: Rex A. Burnett, 210 N. Reed St.,  
Warsaw, Ind. 46580

[\*\*] Term: 14 Years

[21] Appl. No.: 535,314

[22] Filed: Sep. 23, 1983

[52] U.S. Cl. .... D6/556; D6/535;  
D6/546; D6/552; D6/553; D6/566

[58] Field of Search ..... D6/397, 403, 405, 411,  
D6/418, 449, 462, 512, 513, 514, 517, 552, 553,  
556, 557, 558, 566, 567, 572, 595, 535, 546;  
D11/143, 144, 26, 146, 148, 152, 154, 156, 145;  
D8/373; 47/45, 67, 69, 70; 108/59, 149; 211/74,  
75, 112, 113, 118, 119, 181; 248/311.2, 312.1,  
315, 317, 318; D7/70

[56] References Cited

U.S. PATENT DOCUMENTS

D. 181,851 1/1958 Hendrickson ..... D11/26

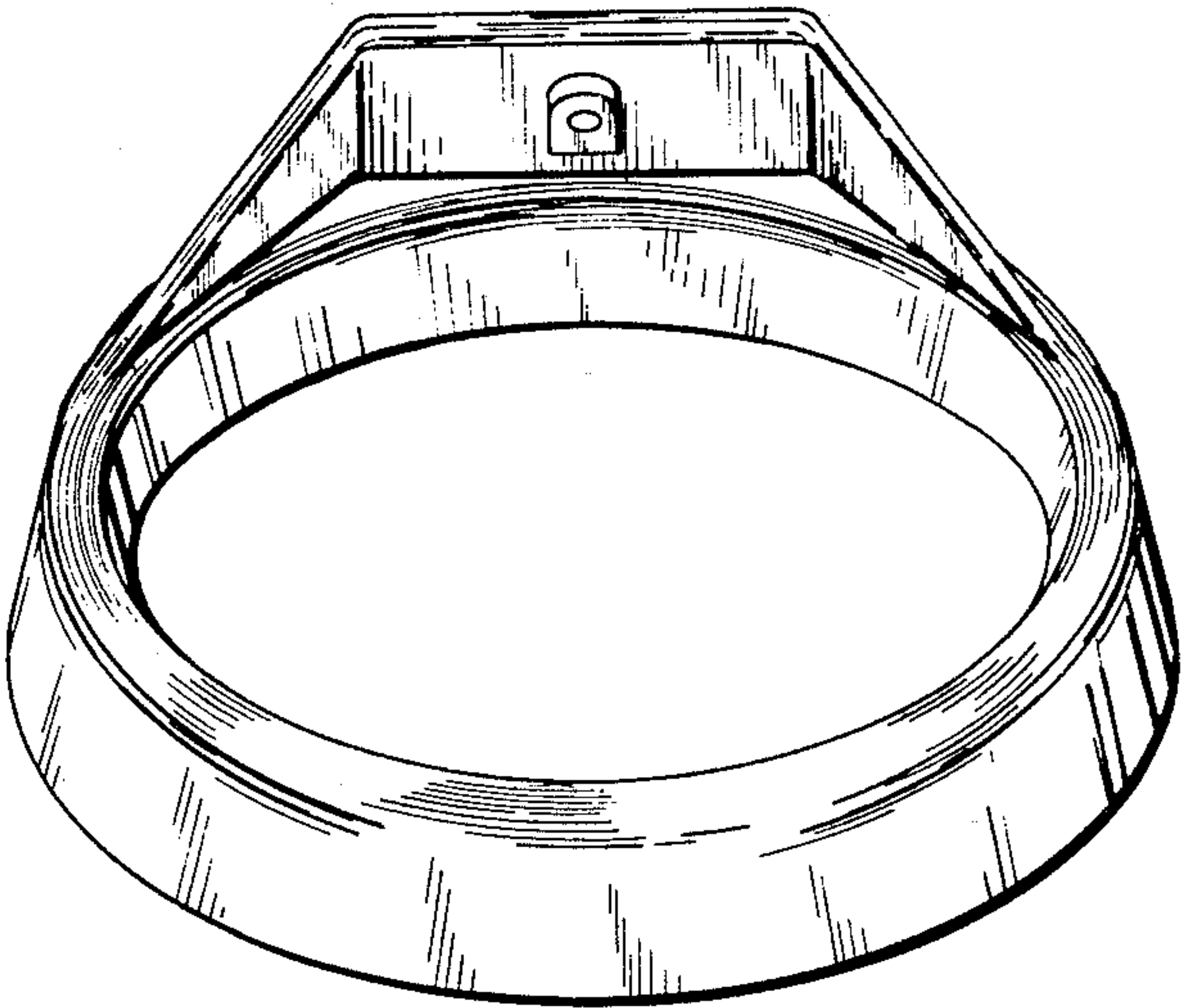
Primary Examiner—Wallace R. Burke  
Assistant Examiner—Suzanne N. Gitlin  
Attorney, Agent, or Firm—Roger M. Rickert

[57] CLAIM

The ornamental design for a plant holder, substantially  
as shown and described.

DESCRIPTION

FIG. 1 is a front and top perspective view of a plant  
holder showing my new design;  
FIG. 2 is a front elevational view thereof;  
FIG. 3 is a rear elevational view thereof;  
FIG. 4 is a top plan view thereof;  
FIG. 5 is a bottom plan view thereof;  
FIG. 6 is a side elevational view taken from the right of  
FIG. 1, the left side being a mirror image.



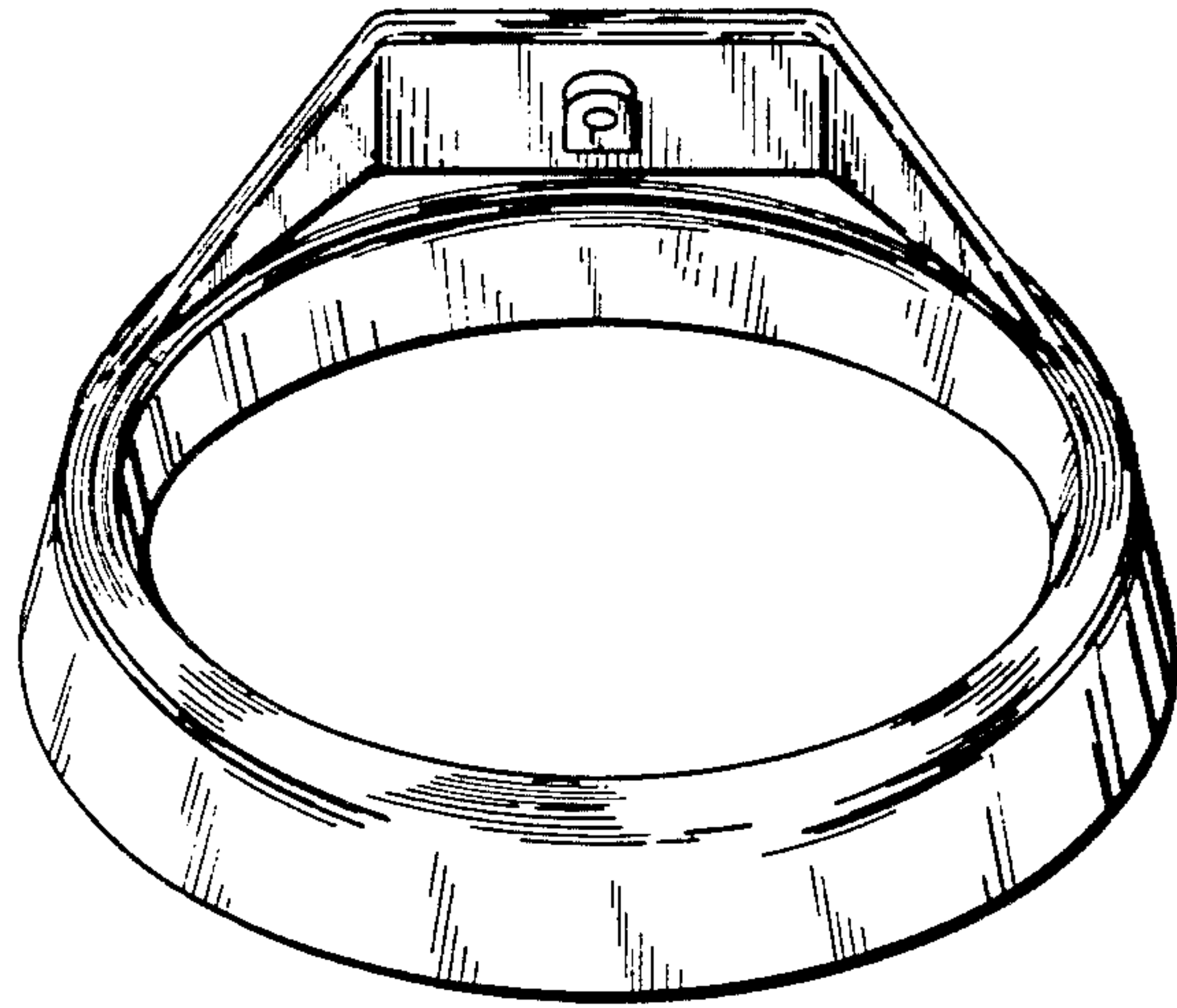


FIG. 1



FIG. 2




FIG. 3




FIG. 4




FIG. 5




FIG. 6