

[54] **ORNAMENTAL SCARF PIN**
[76] **Inventor: Nancy R. Danniger, 406 S. Alandele Ave., Los Angeles, Calif. 90036**
[**] **Term: 14 Years**
[21] **Appl. No.: 521,548**
[22] **Filed: Aug. 9, 1983**
[52] **U.S. Cl. D2/407; D2/405**
[58] **Field of Search D2/405, 406, 407, 413, D2/414, 418, 423, 428, 444, 448; 24/49 CP, 49 TS, 49 CF, 49 R, 49 S; D11/3, 86, 95; D28/41, 42**

342903 8/1936 Italy 24/49 S

OTHER PUBLICATIONS

Grammes Metal Products Catalog, p. 40-No. 5524, middle of page.
Fashion Accessories, Aug. 1980, p. 15, No. 20217.

Primary Examiner—Bernard Ansher
Assistant Examiner—Theodore M. Shooman
Attorney, Agent, or Firm—Michael A. Painter

CLAIM

The ornamental design for an ornamental scarf pin, as shown.

DESCRIPTION

FIG. 1 is a front and top perspective view of an ornamental scarf pin showing my new design;
FIG. 2 is a front elevation view thereof;
FIG. 3 is a left side elevation view thereof;
FIG. 4 is a right side elevation view thereof;
FIG. 5 is a rear elevation view thereof;
FIG. 6 is a top plan view thereof; and
FIG. 7 is a bottom plan view thereof.

[56] **References Cited**
U.S. PATENT DOCUMENTS
D. 197,906 4/1964 Bohlinger et al. D11/86
D. 261,123 10/1981 Saffran et al. D11/86
2,262,060 11/1941 Solomon D2/413 X
FOREIGN PATENT DOCUMENTS
533166 2/1922 France 24/49 CP




FIG. 1

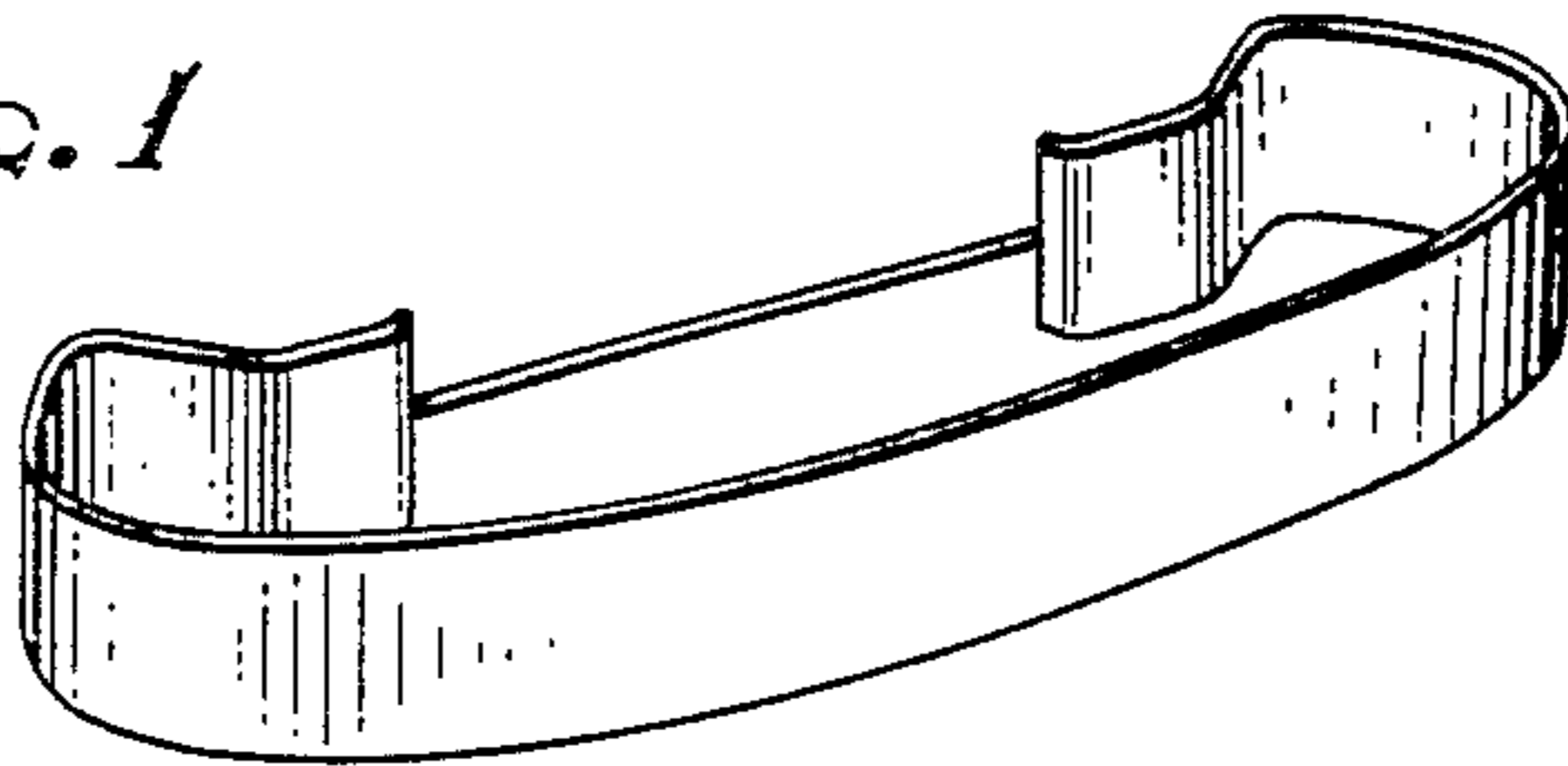


FIG. 2




FIG. 3

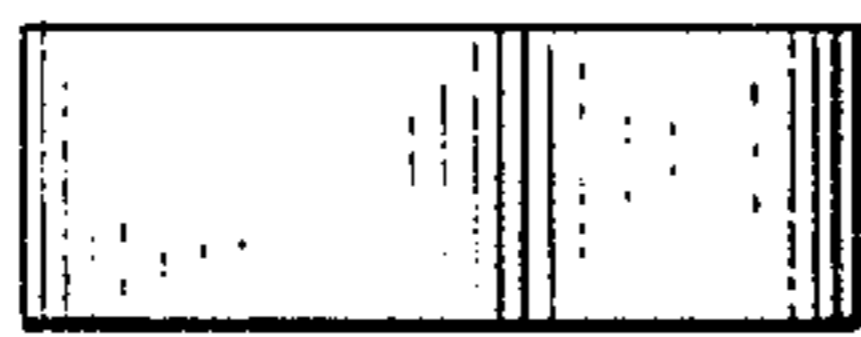


FIG. 4




FIG. 5




FIG. 6




FIG. 7

