

[54] **ORNAMENTAL SCARF PIN**

[76] **Inventor: Nancy R. Danniger, 406 S. Alandele Ave., Los Angeles, Calif. 90036**

[**] **Term: 14 Years**

[21] **Appl. No.: 533,350**

[22] **Filed: Sep. 19, 1983**

[52] **U.S. Cl. D2/405; D2/407**

[58] **Field of Search D2/405, 406, 407, 413, D2/414, 418, 423, 428, 444, 448; 24/49 LP, 49 TS, 49 CF, 49 R, 49 S; D11/3, 86, 95; D28/41, 42**

[56] **References Cited**

U.S. PATENT DOCUMENTS

- D. 197,906 4/1964 Bohlinger et al. D11/86
- D. 261,123 10/1981 Saffran et al. D11/86
- 2,262,060 11/1941 Solomon D2/413 X
- 4,123,824 11/1978 Roberts 24/49 CP

FOREIGN PATENT DOCUMENTS

- 533166 2/1922 France 24/49 CP
- 342903 8/1936 Italy 24/49 S

OTHER PUBLICATIONS

Grammes Metal Products Catalog, p. 40, No. 5524, middle of page.

Primary Examiner—Bernard Ansher
Assistant Examiner—Theodore M. Shooman
Attorney, Agent, or Firm—Michael A. Painter

[57] **CLAIM**

The ornamental design for an ornamental scarf pin, as shown.

DESCRIPTION

FIG. 1 is a front and top perspective view of an ornamental scarf pin showing my new design;
FIG. 2 is a front elevation view thereof;
FIG. 3 is a left side elevation view thereof;
FIG. 4 is a right side elevation view thereof;
FIG. 5 is a rear elevation view thereof;
FIG. 6 is a top plan view thereof; and
FIG. 7 is a bottom plan view thereof.

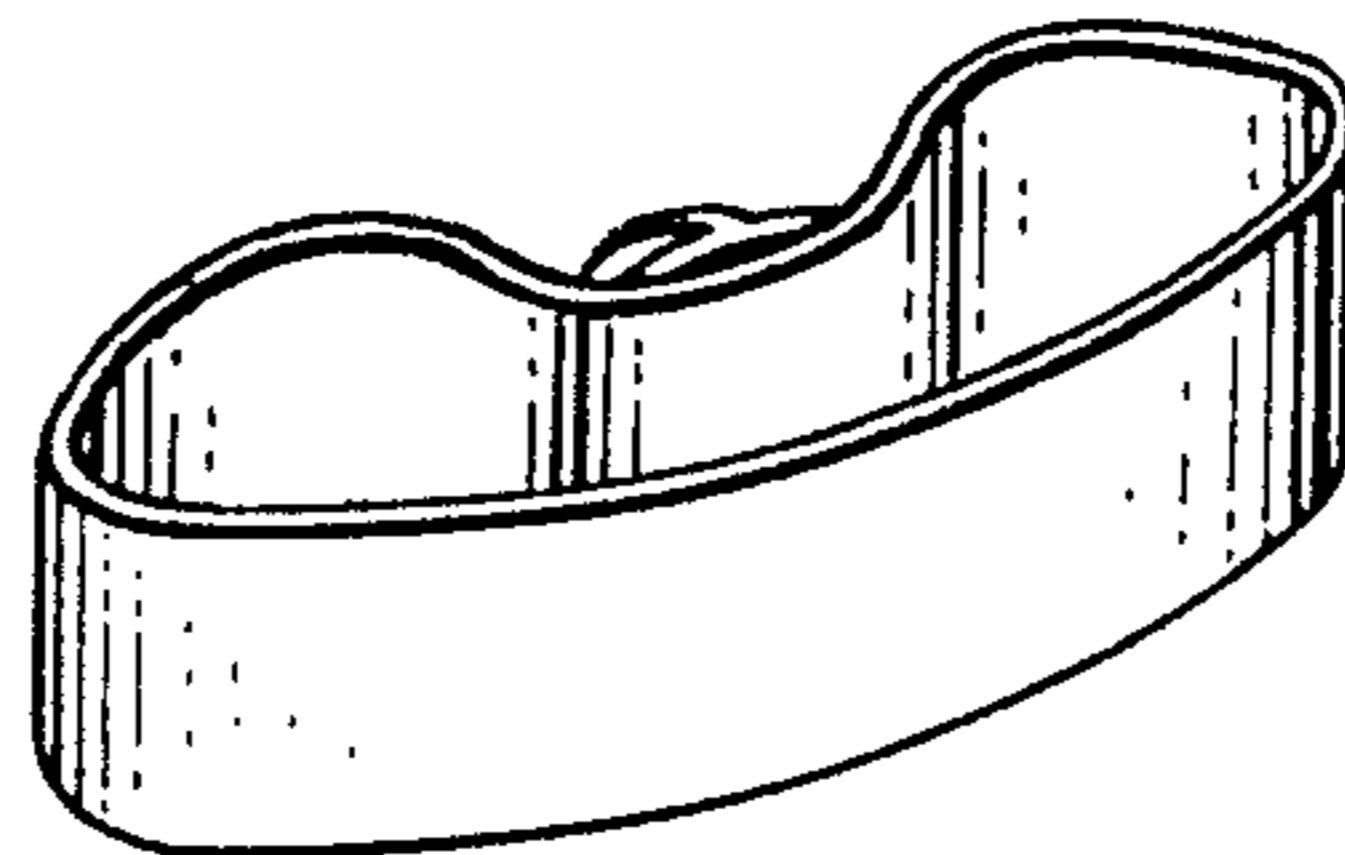


FIG. 1

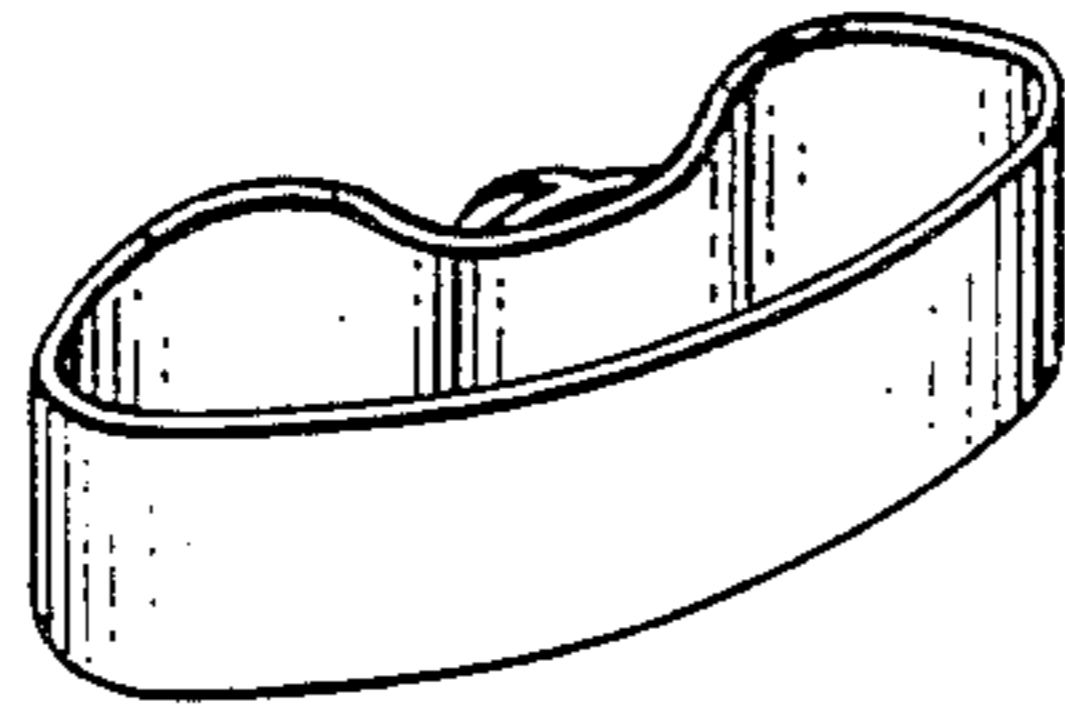


FIG. 2



FIG. 3




FIG. 4

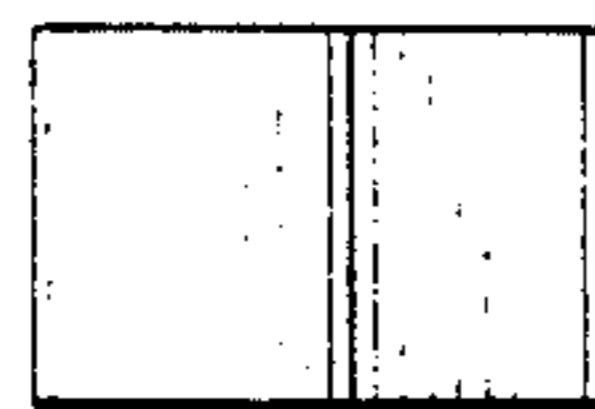


FIG. 5



FIG. 6

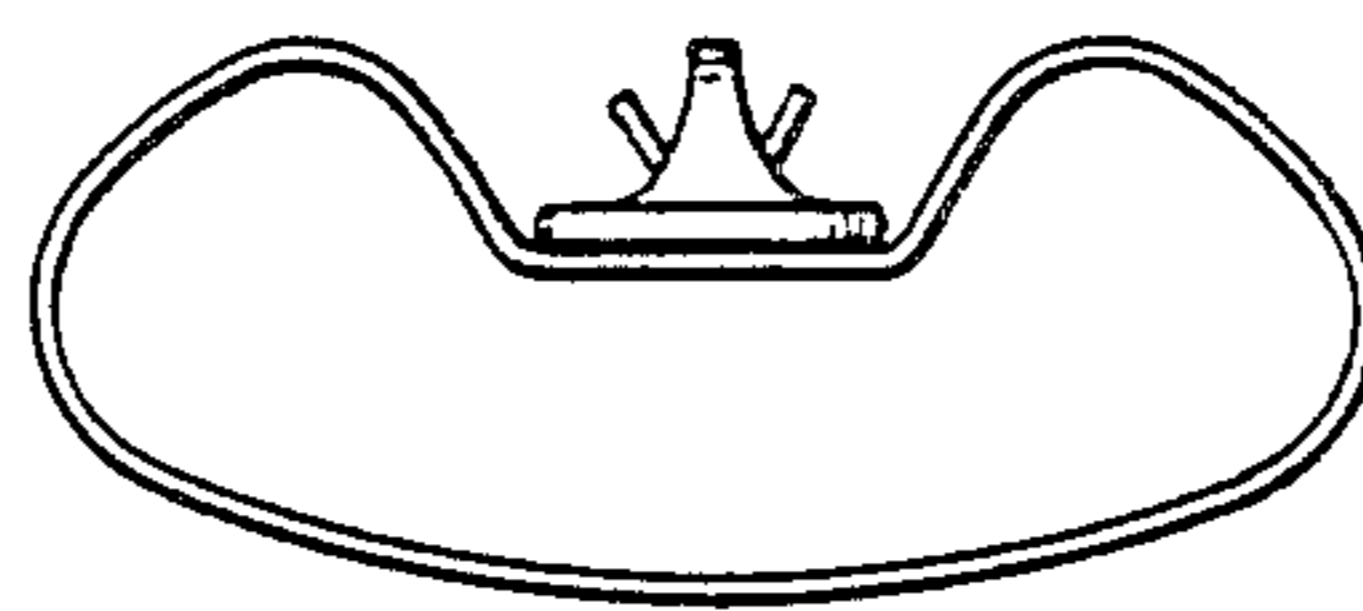


FIG. 7

