

[54] TELEPHONE HANDSET

[75] Inventor: Julian M. Abrams, Chilwell, England

[73] Assignee: Plessey Overseas Limited, Ilford, England

[**] Term: 14 Years

[21] Appl. No.: 561,375

[22] Filed: Dec. 14, 1983

[30] Foreign Application Priority Data

Jul. 1, 1983 [GB] United Kingdom 1013878

[52] U.S. Cl. D14/63; D14/64; 179/179; 179/103

[58] Field of Search D14/53, 63, 56, 58, D14/64; 179/179, 100 R, 100 C, 100 D, 101, 102, 103

[56] References Cited

U.S. PATENT DOCUMENTS

D. 190,867	7/1961	Mosung	D14/64
D. 194,538	2/1963	Brown	D14/64
D. 218,314	8/1970	Tyson	D14/64
D. 227,782	7/1973	Hazell et al.	D14/63
D. 231,363	4/1974	Schmidt	D14/64
D. 234,850	4/1975	Tyson et al.	D14/64
D. 244,145	4/1977	Bliven	D14/63
D. 266,561	10/1982	Bee	D14/63
D. 268,411	3/1983	Bosko	D14/64

D. 277,574	2/1985	Lee	D14/53
4,291,475	9/1981	Schoemer	179/179

FOREIGN PATENT DOCUMENTS

2151956	7/1972	Fed. Rep. of Germany	179/103
984551	2/1965	United Kingdom	179/100 D
1126514	9/1968	United Kingdom	179/100 D

OTHER PUBLICATIONS

Review of Electrical Communication Labs., vol. 28, Nos. 9-10, 1982; Model 701 P. Telephone Set; p. 2. Western Electric Tech. Digest, No. 65, Jan. 1982; Showing of Telephone Handset at p. 1.

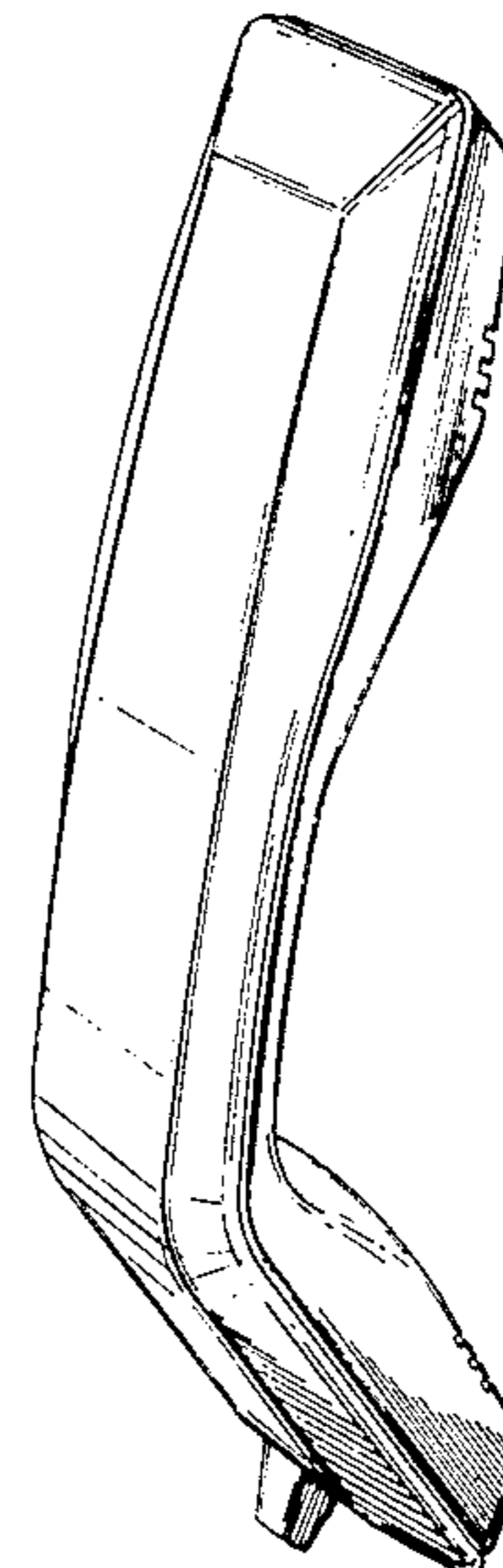
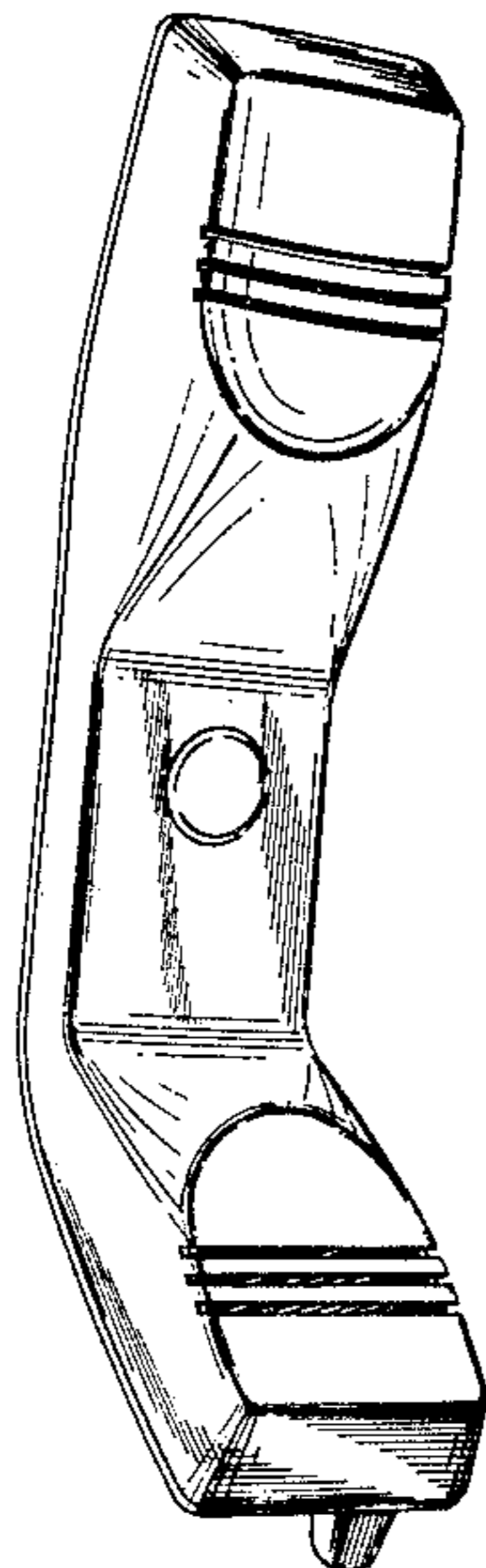
Primary Examiner—Wallace R. Burke
Assistant Examiner—Horace B. Fay
Attorney, Agent, or Firm—Fleit, Jacobson, Cohn & Price

[57] CLAIM

The ornamental design for telephone handset, substantially as shown and described.

DESCRIPTION

FIG. 1 is a perspective view of the front and one side of a telephone handset showing my new design;
FIG. 2 is a perspective view of the front and other side thereof;
FIG. 3 is a perspective view of the back and one side thereof;
FIG. 4 is a plan view of the bottom end thereof.






FIG. 1.




FIG. 2.

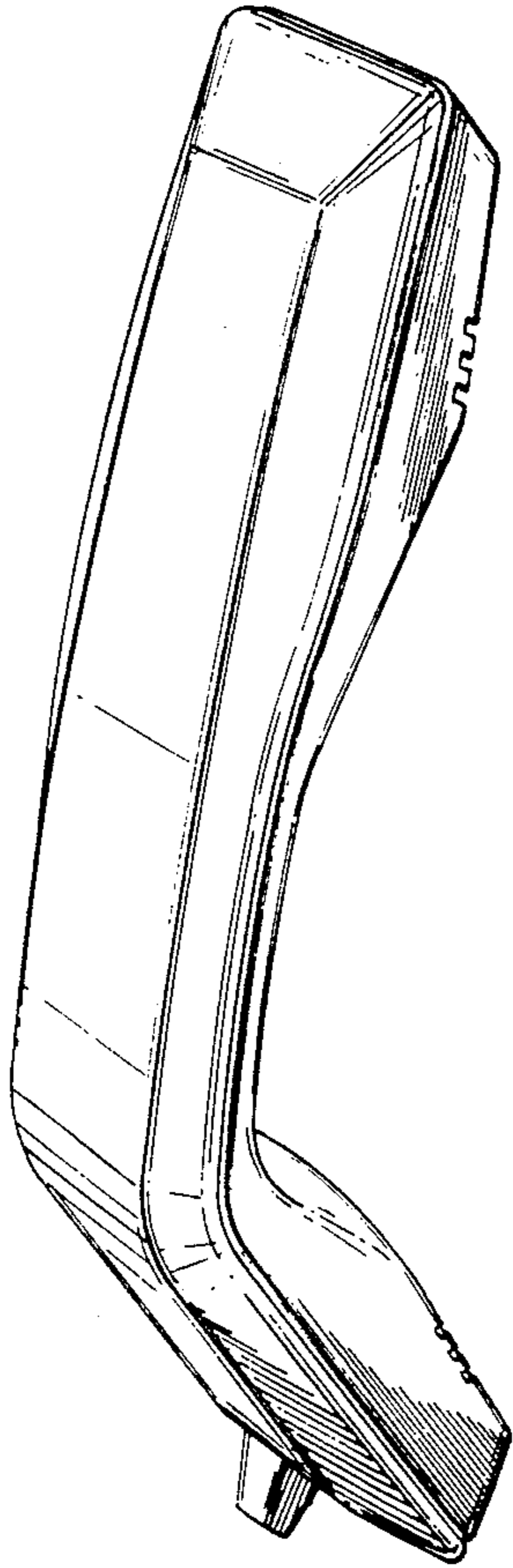


FIG. 3.

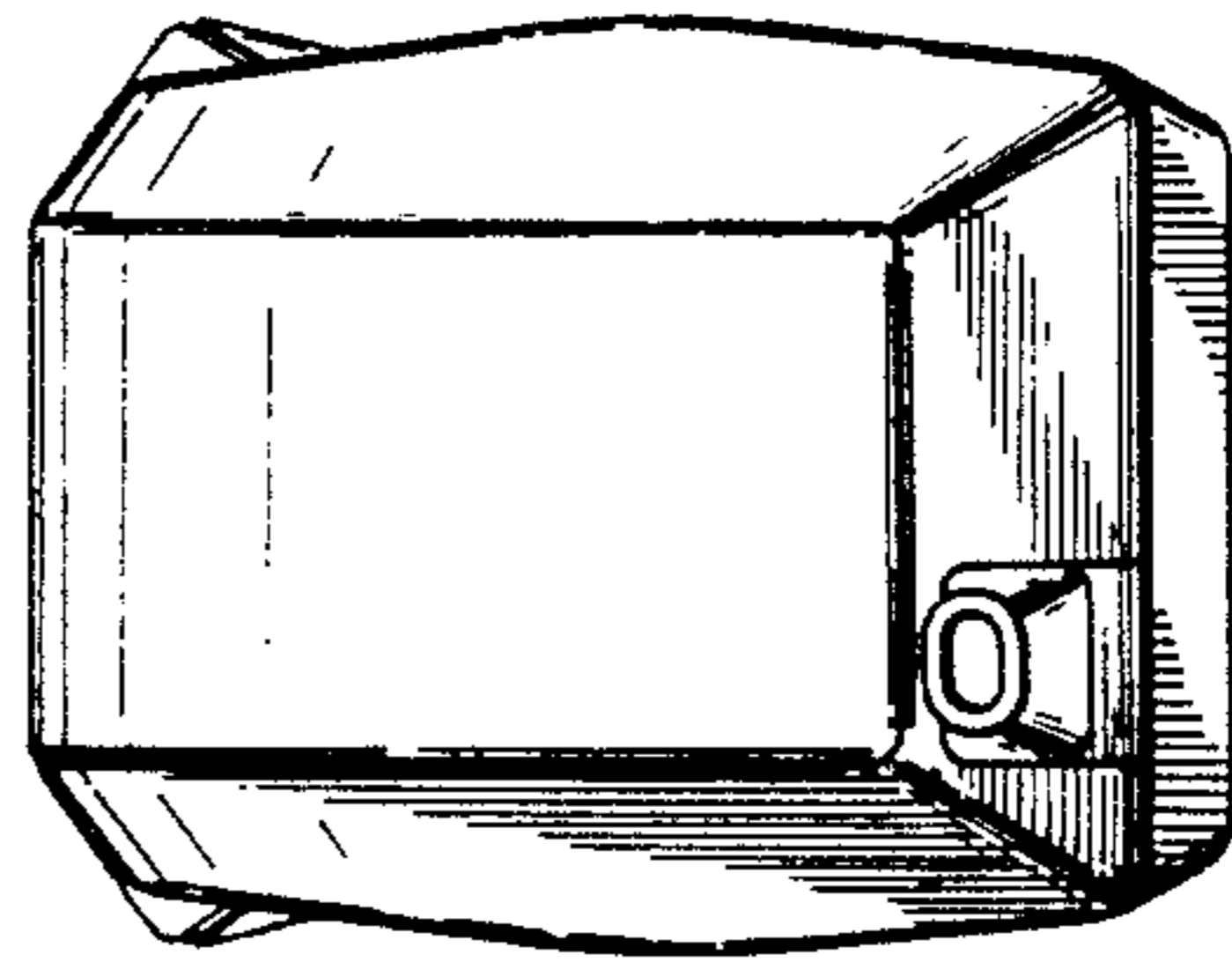


FIG. 4.