

- [54] OPERATORY MODULE FOR A HEALTH TREATMENT FACILITY
- [75] Inventors: Robert Case, Chicago, Ill.; Joe H. Kennedy; Randall N. Bartlett, both of Bay Minette, Ala.; James D. Alsup, Jr., Conyers, Ga.
- [73] Assignee: Syntex (U.S.A.) Inc., Palo Alto, Calif.
- [**] Term: 14 Years
- [21] Appl. No.: 514,914
- [22] Filed: Jul. 18, 1983
- [52] U.S. Cl. D24/4; D6/422; D23/59; D24/1.1
- [58] Field of Search D24/1.1, 2, 4, 5, 7; D23/26, 48, 49, 59; D6/432, 436, 445-448, 422-426; 4/630-636, 638; 433/77-79; 312/107, 199, 200, 201, 203, 198, 209, 228, 229, 237

3,997,218 12/1976 Wolf et al. 312/209

FOREIGN PATENT DOCUMENTS

886999 11/1971 Canada 433/77
 2439687 3/1976 Fed. Rep. of Germany 433/77
 2808294 8/1978 Fed. Rep. of Germany 433/77

Primary Examiner—Catherine E. Kemper
 Attorney, Agent, or Firm—Derek P. Freyberg; David A. Lowin

[57] CLAIM


The ornamental design for an operatory module for a health treatment facility, as shown and described.

DESCRIPTION

FIG. 1 is a front elevational view of an operatory module for a health treatment facility, showing our new design;
 FIG. 2 is a rear elevational view thereof;
 FIG. 3 is a right side elevational view thereof;
 FIG. 4 is a left side elevational view thereof;
 FIG. 5 is a top plan view thereof;
 FIG. 6 is a front perspective view thereof;
 FIG. 7 is a front elevational view of a second embodiment of an operatory module for a health treatment facility;
 FIG. 8 is a front elevational view of a third embodiment of an operatory module for a health treatment facility;
 and
 FIG. 9 is a front perspective view of a fourth embodiment of an operatory module for a health treatment facility.

[56] References Cited
 U.S. PATENT DOCUMENTS

D. 225,996	1/1973	Schwartz	D24/4
D. 226,483	3/1973	Schwartz	D24/4
D. 227,891	7/1973	Welsh	D23/49 X
D. 229,463	12/1973	Marshall et al.	D24/4 X
D. 240,134	6/1976	Pierson	D24/4
D. 267,340	12/1982	Watanabe	D24/4
3,250,583	5/1966	Phillips	312/209
3,455,620	7/1969	Coburn	433/77 X
3,524,256	8/1970	Barker	433/78
3,547,505	12/1970	Ott et al.	312/209






FIG. 1




FIG. 2

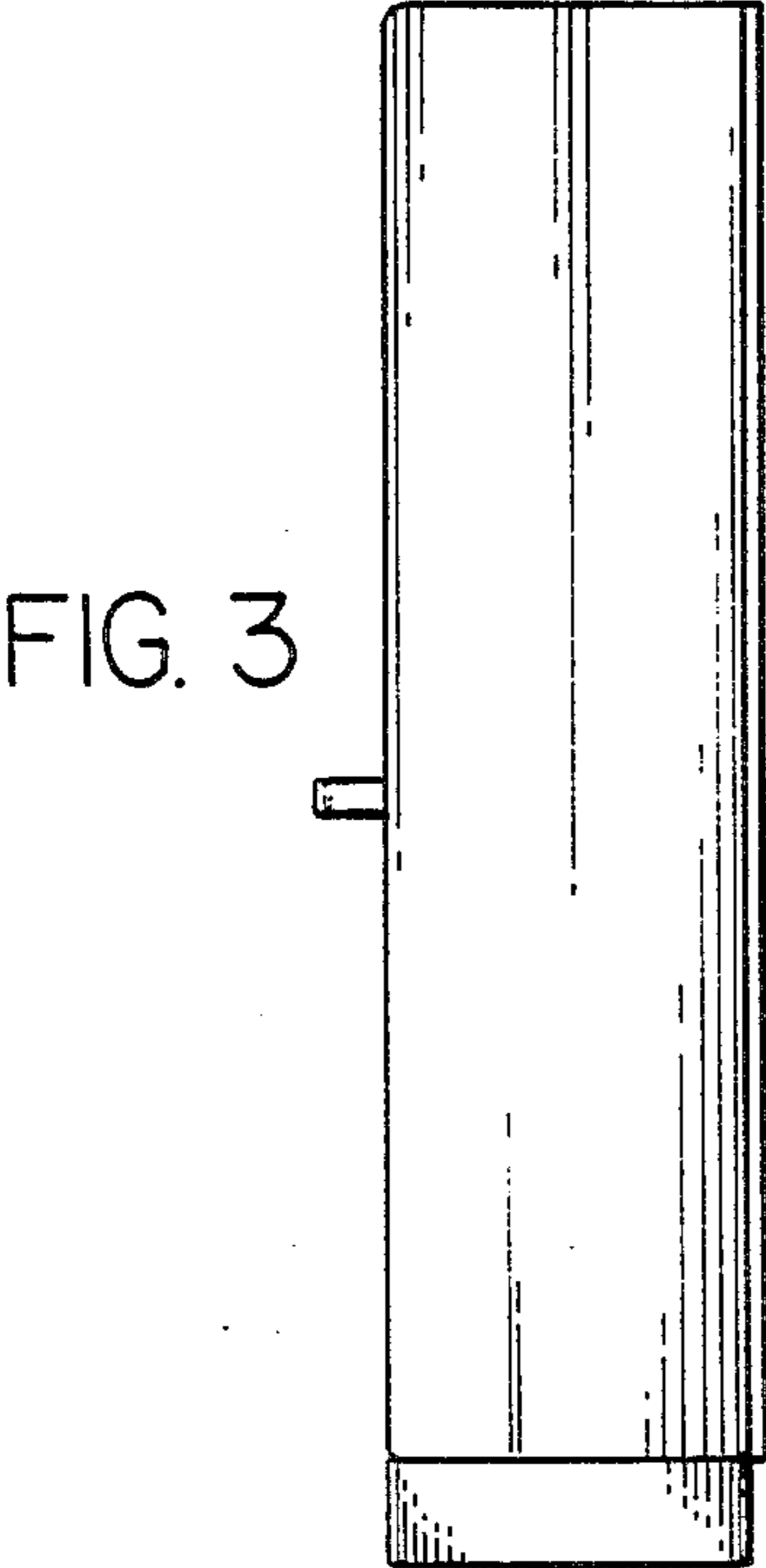


FIG. 3




FIG. 4




FIG. 5




FIG. 6




FIG. 7

FIG. 8

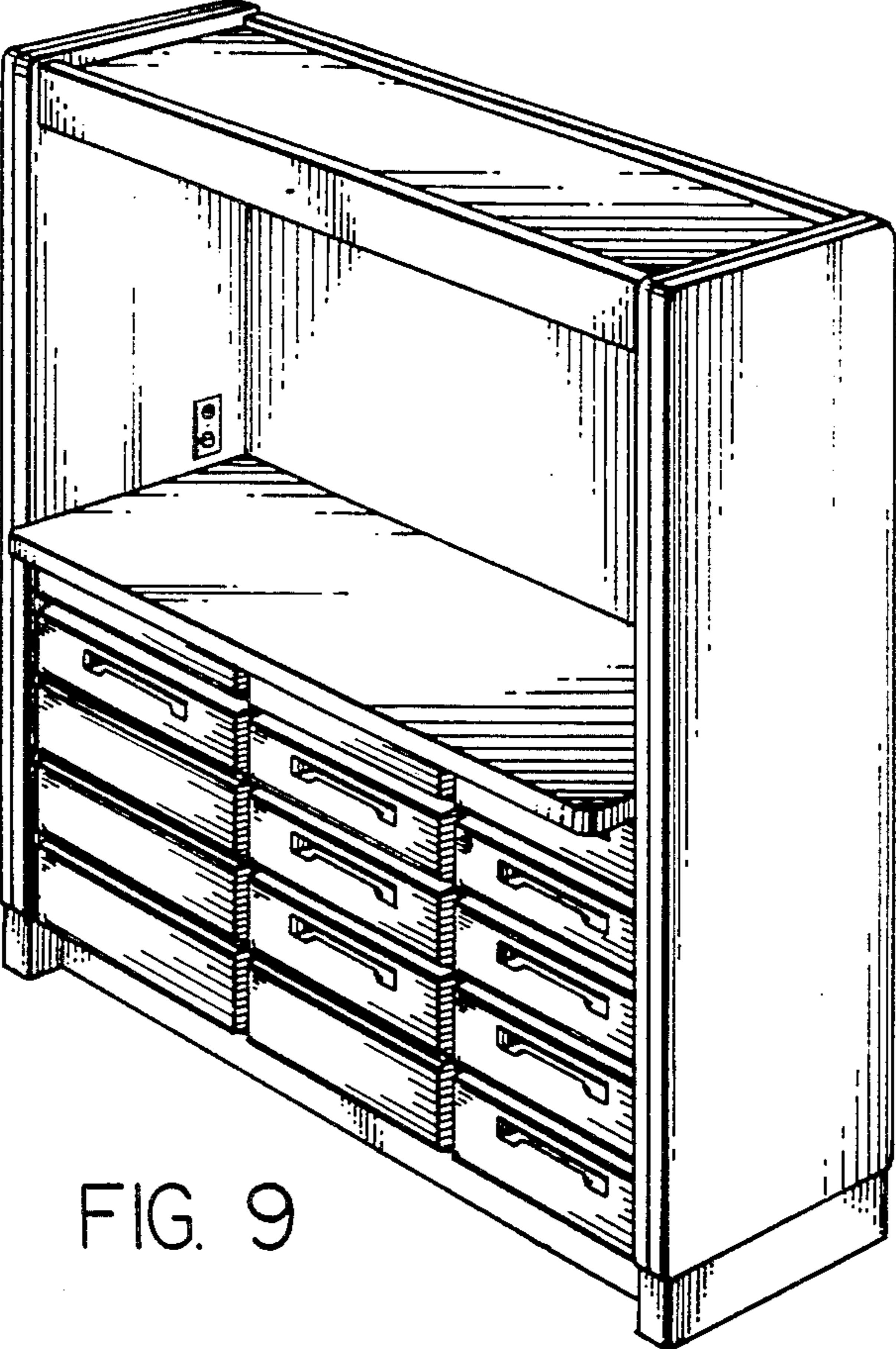
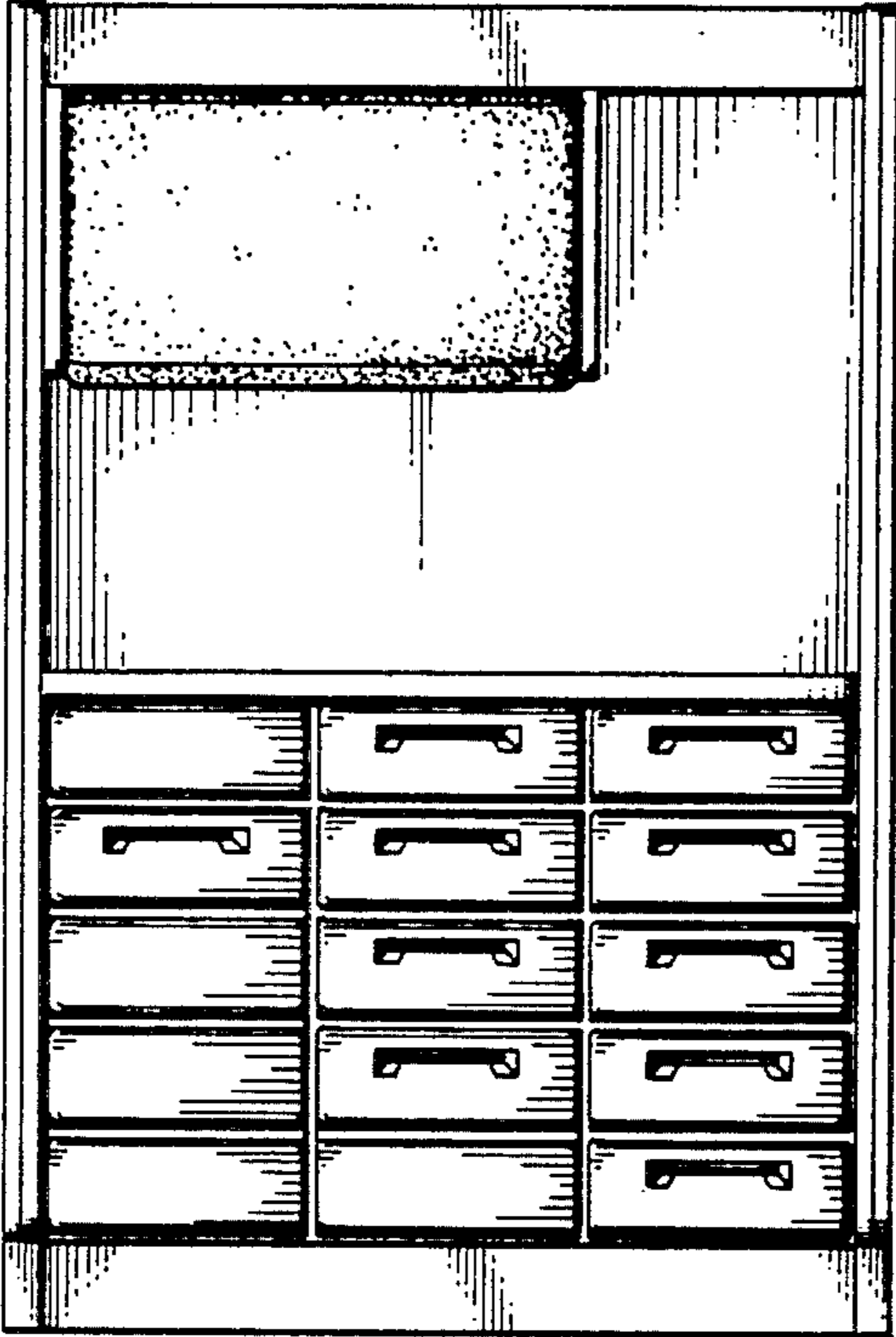


FIG. 9