

[54] **TROLLING BAIT**

[75] **Inventor: Paavo H. Korpua, Kuusamo, Finland**

[73] **Assignee: Kuusamon Uistin Paavo Korpua  
 Paavo Putila, Finland**

[\*\*] **Term: 14 Years**

[21] **Appl. No.: 467,712**

[22] **Filed: Feb. 18, 1983**

[52] **U.S. Cl. .... D22/28; D22/27**

[58] **Field of Search ..... 43/42.47, 42.09, 42,  
 43/42.15, 42.33, 42.34, 17.6; D22/27, 28, 29**

[56] **References Cited**

**U.S. PATENT DOCUMENTS**

D. 107,408	12/1937	Davenport	.....	D22/27
1,817,694	8/1931	Lafky	.	
2,127,761	8/1938	Beck	.....	43/46
2,657,495	11/1953	Eppinger	.....	43/42.33
2,670,559	3/1954	Webb et al.	.....	43/42.33
2,694,876	11/1954	Grasser	.....	43/42.15 X
2,752,721	7/1956	Denny	.....	43/42.33
2,765,571	10/1956	Sinclair	.....	43/42.34
3,040,462	6/1962	Guida	.....	43/17.6

3,069,801 12/1962 Mills ..... 43/42.33

**FOREIGN PATENT DOCUMENTS**

1379882 3/1973 United Kingdom .

**OTHER PUBLICATIONS**

Netcraft Fishing Tackle Catalog No. 67B, ©1967, p. 156, Rapala Lure at top left of page.

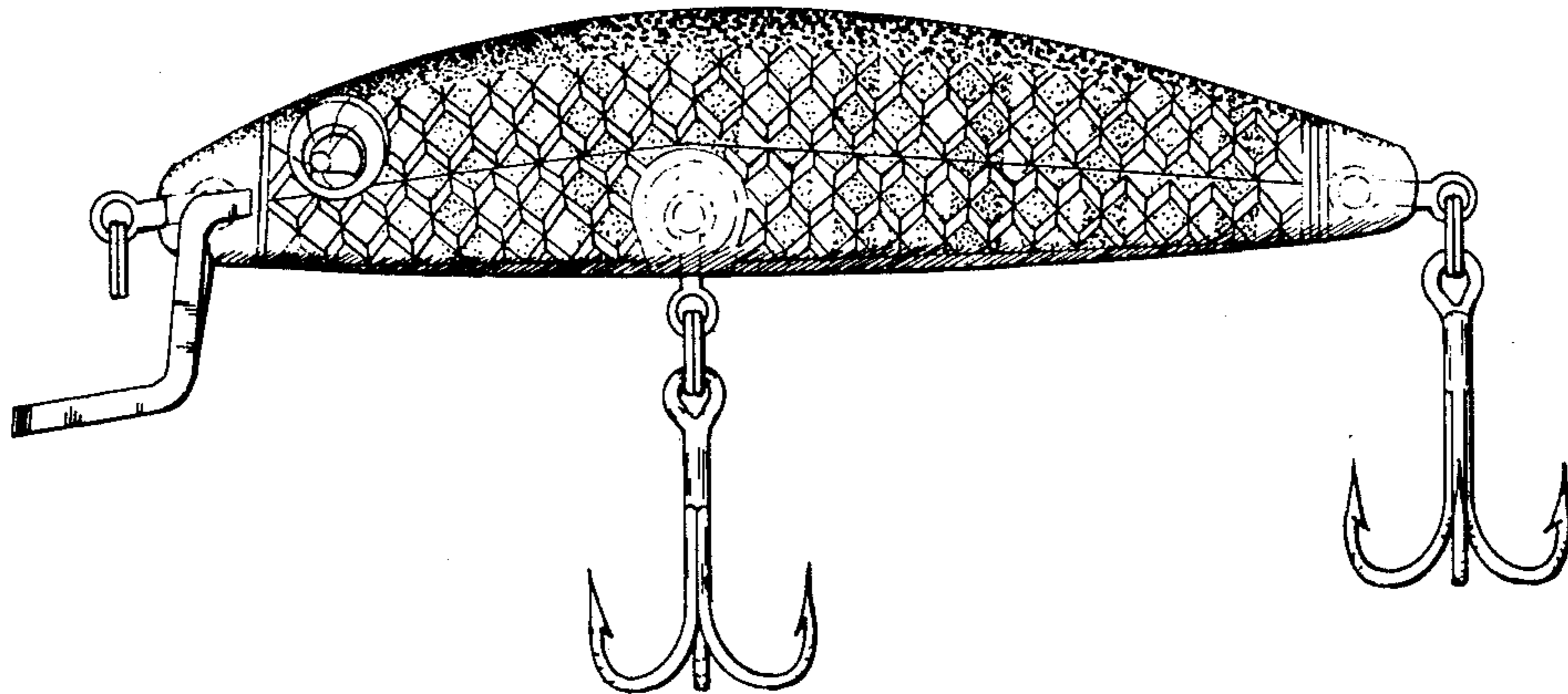
*Primary Examiner*—A. Hugo Word  
*Attorney, Agent, or Firm*—Henderson & Sturm

[57] **CLAIM**

The ornamental design for a trolling bait, substantially as shown and described.

**DESCRIPTION**

FIG. 1 is a side elevational view of a trolling bait constructed in accordance with the present invention; FIG. 2 is a plan view of the trolling bait shown in FIG. 1; FIG. 3 is a side elevational view of the other side of the trolling bait shown in FIG. 1; FIG. 4 is a bottom view of the trolling bait; FIG. 5 is a front view of the trolling bait; and FIG. 6 is a rear view of the trolling bait.



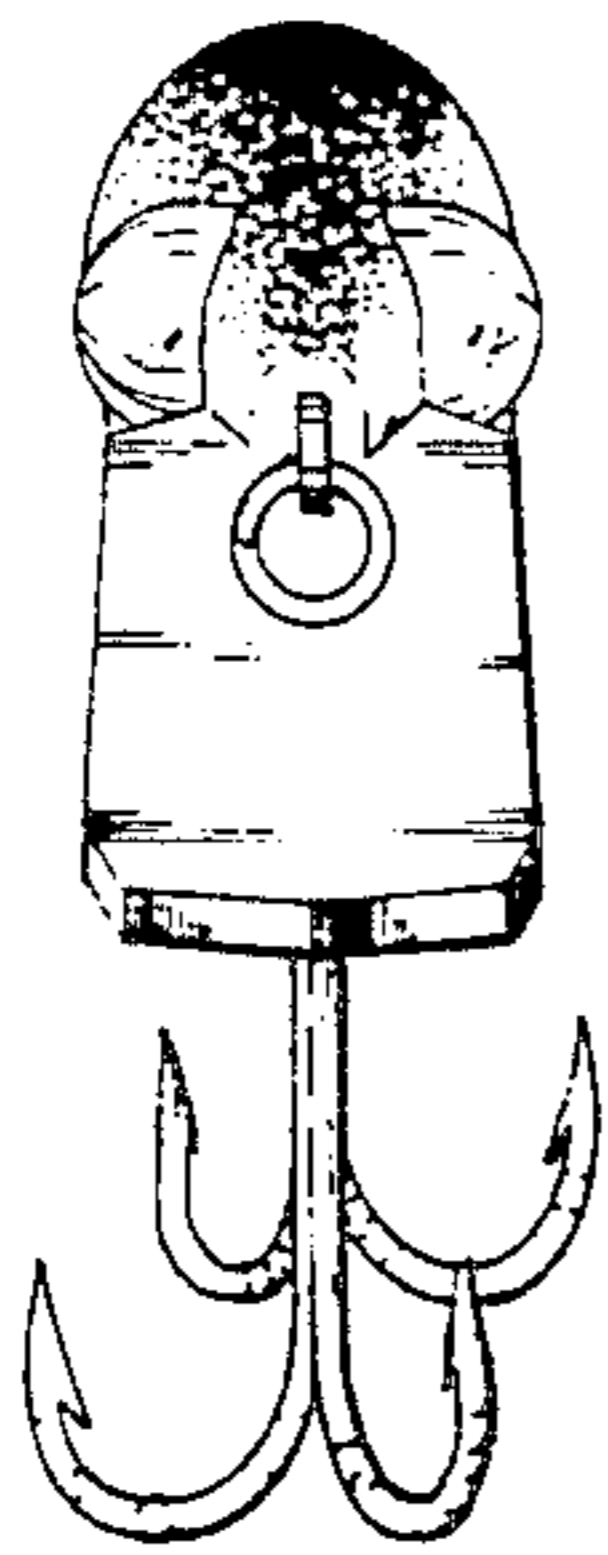
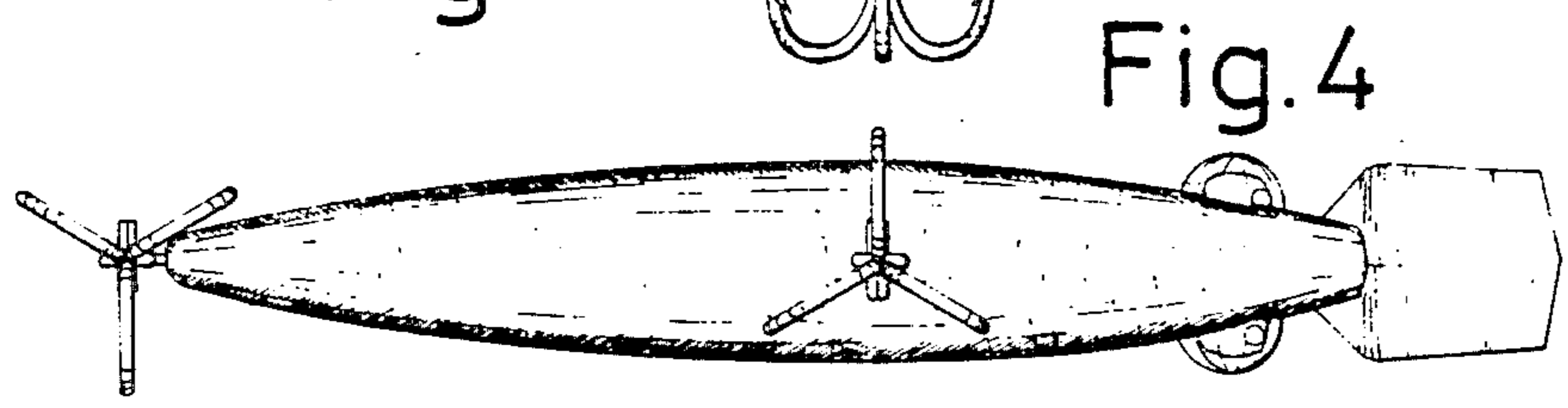
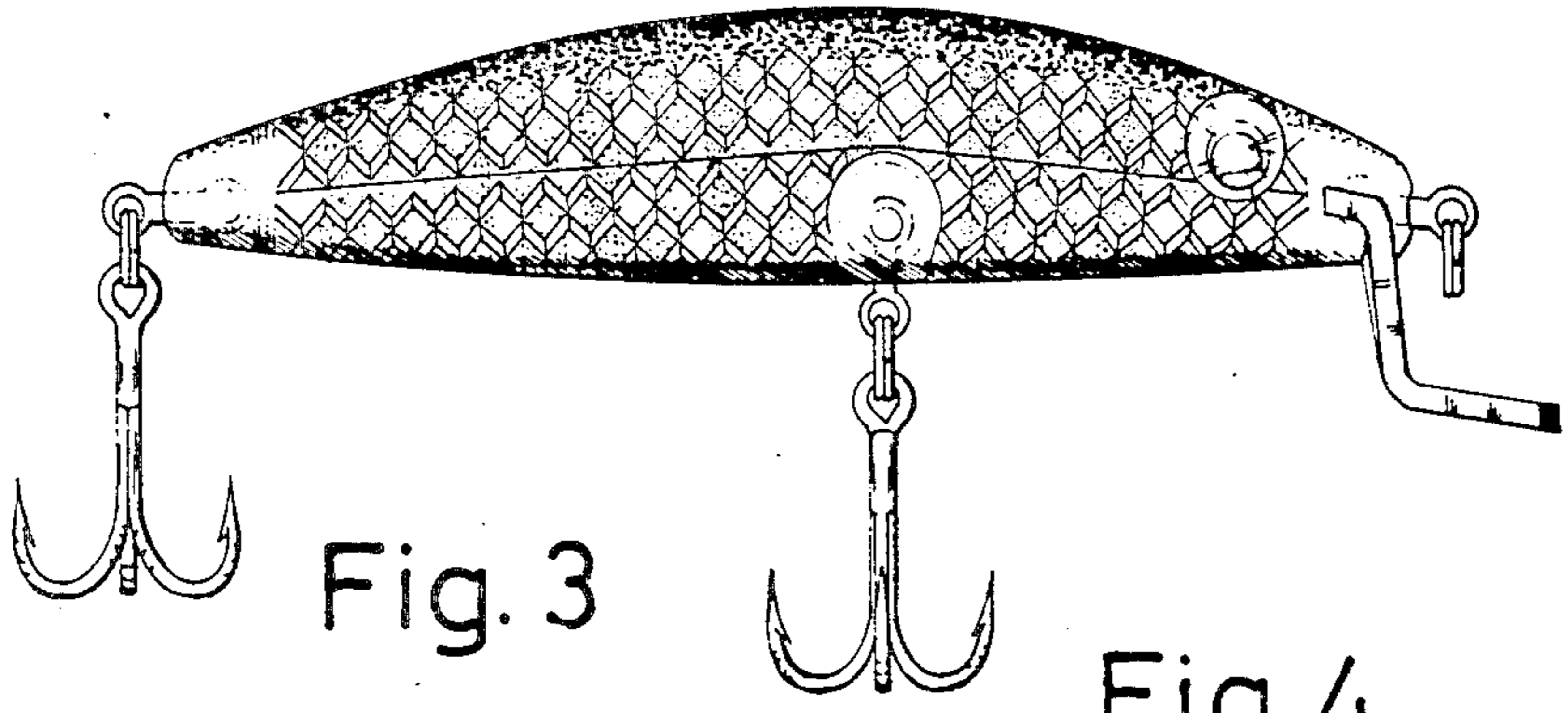
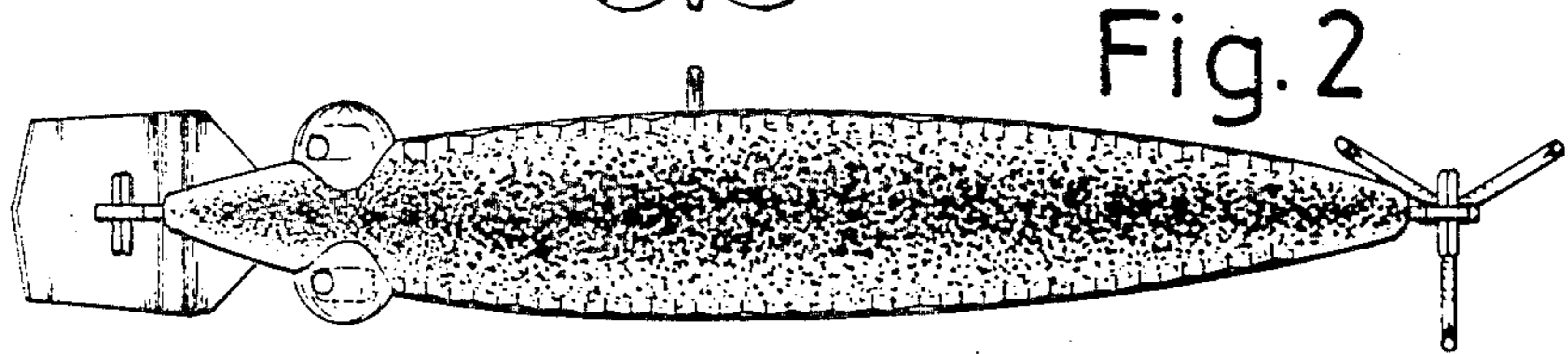
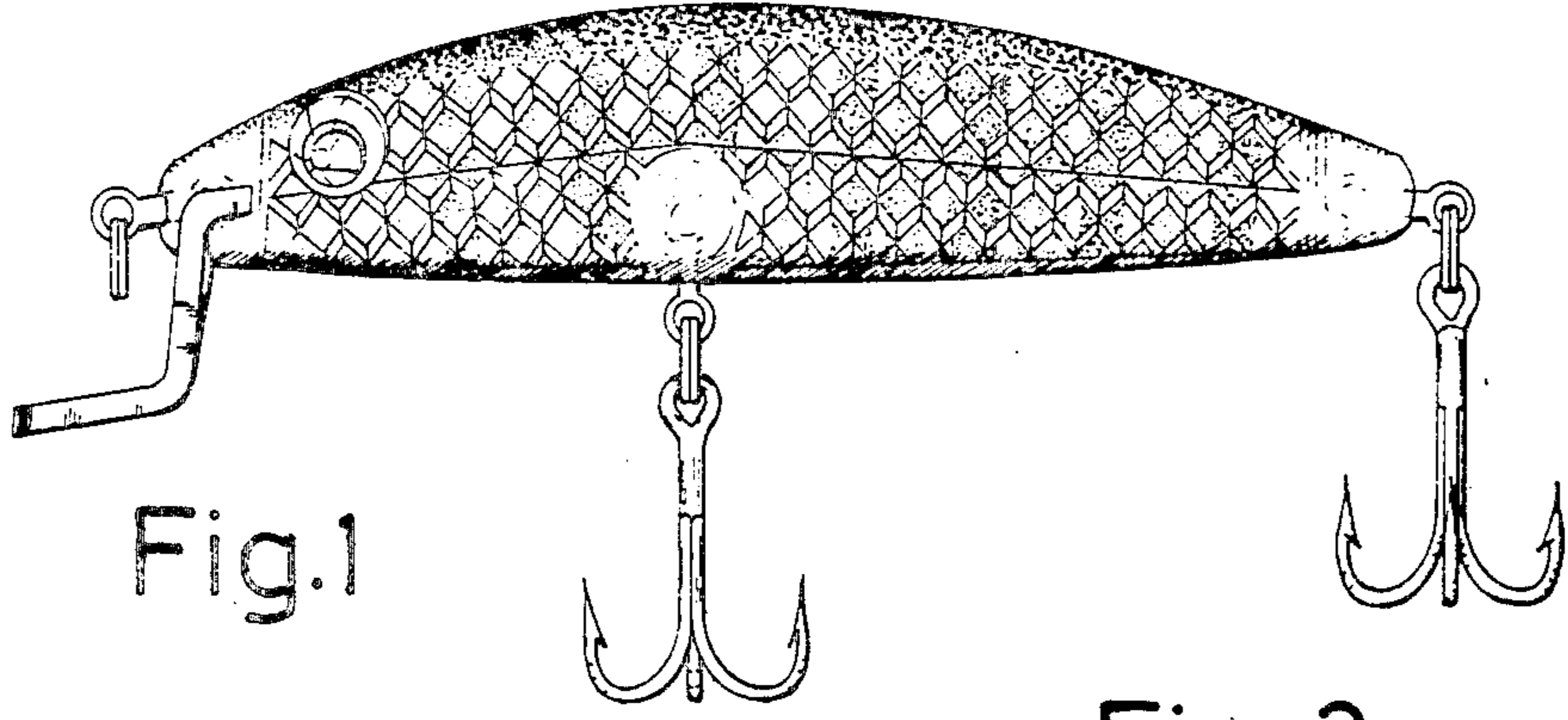


Fig. 6

