

[54] CASH REGISTER

[76] Inventor: Leonardus P. Koppens, Bladel, Netherlands

[**] Term: 14 Years

[21] Appl. No.: 467,273

[22] Filed: Feb. 17, 1983

[30] Foreign Application Priority Data

Sep. 2, 1982 [XB] Benelux 5712102
[52] U.S. Cl. D18/4
[58] Field of Search D18/3, 4; D14/100, 102, D14/105, 106, 115; 364/405, 406, 407

[56] References Cited

U.S. PATENT DOCUMENTS

D. 217,971 7/1970 Salter et al. D14/106
D. 245,809 9/1977 Kitai D18/4
D. 248,554 7/1978 Hawkins D14/106
D. 254,617 4/1980 Yamasaki D14/105

Primary Examiner—Bernard Ansher
Assistant Examiner—Theodore M. Shooman


Attorney, Agent, or Firm—Lackenbach Siegel Marzullo Presta & Aronson

[57] CLAIM

The ornamental design for a cash register, as shown and described.

DESCRIPTION

FIG. 1 is a perspective view of a cash register showing my new design;
FIG. 2 is a top plan view thereof;
FIG. 3 is a rear elevational view thereof, and
FIG. 4 is a left side elevational view thereof.
The cash register comprises a keyboard and a display panel for displaying alpha-numeric data. The keyboard is in a plane making a sharp angle with the bottom plane of the housing of the cash register. The plane of the display panel makes an obtuse angle with the plane of the keyboard. The display panel comprises two substantially elongate display panels. The keyboard is subdivided into several fields for the several different functions of the keyboard. At the upper-side the cash register comprises a protruding device forming a slot for introducing credit cards to be read out into the cash register in order to settle the payment.






FIG. 1

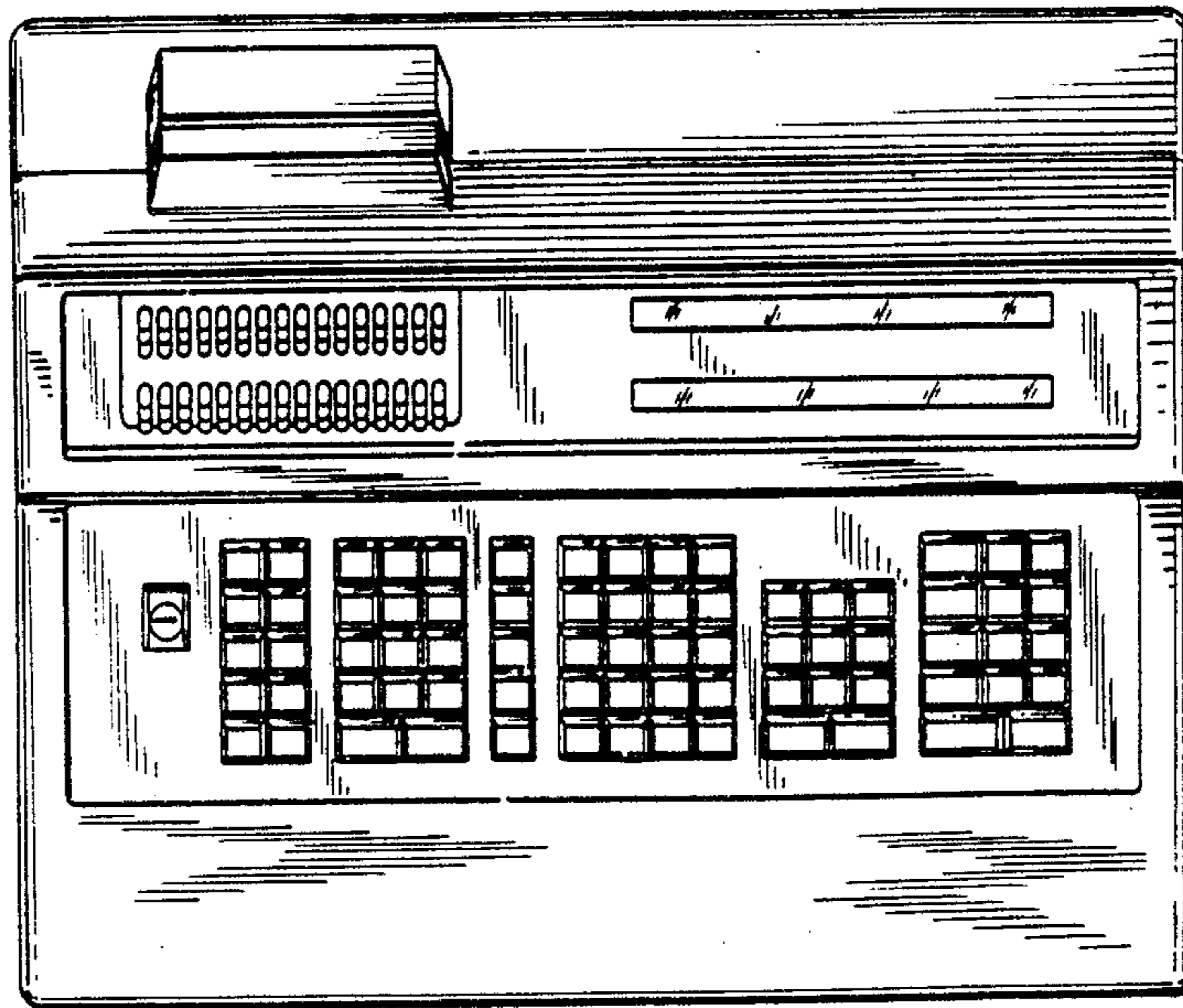


FIG. 2




FIG. 3




FIG. 4