

[54] TELEPHONE

[75] Inventors: Toshihiro Inagi; Tsutae Saito, both of Yokohama; Kazutoshi Nogami, Machida, all of Japan

[73] Assignee: Kanda Tsushin Kogyo Co., Ltd., Tokyo, Japan

[**] Term: 14 Years

[21] Appl. No.: 530,984

[22] Filed: Sep. 9, 1983

[30] Foreign Application Priority Data

Oct. 12, 1982 [JP] Japan 57-46317
Oct. 12, 1982 [JP] Japan 57-46318

[52] U.S. Cl. D14/58; D14/53; D14/60; D14/62

[58] Field of Search D14/52, 53, 57, 58, D14/60, 62, 63; 179/179, 100 D, 100 R, 100 C, 100 L, 90 K, 99 R, 28, 27 CA, 40 LS, 90 L, 90 BD, 90 BB

[56] References Cited

U.S. PATENT DOCUMENTS

D. 211,739 7/1968 Dreyfuss D14/62
D. 251,844 5/1979 Krämer D14/52
D. 259,419 5/1981 Carter D14/53
D. 265,087 6/1982 Yamaguchi et al. D14/58

D. 269,089 5/1983 Foggia et al. D14/58
D. 269,674 7/1983 Hirota et al. D14/53
D. 273,108 3/1984 Breger D14/58
D. 275,481 9/1984 Foggia et al. D14/52
D. 277,929 3/1985 Sakamoto et al. D14/53
D. 278,337 4/1985 Banko D14/58

OTHER PUBLICATIONS

Stromberg-Carlson "Crossreed" 400, PBX Booklet.

Primary Examiner—Wallace R. Burke

Assistant Examiner—Horace B. Fay

Attorney, Agent, or Firm—Frishauf, Holtz, Goodman & Woodward

[57] CLAIM

The ornamental design for a telephone, substantially as shown.

DESCRIPTION

FIG. 1 is a front, top and right side perspective view of a telephone showing our new design;
FIG. 2 is a front, top and left side perspective view with the handset removed from the telephone base;
FIG. 3 is a front elevational view thereof;
FIG. 4 is a top plan view thereof;
FIG. 5 is a rear elevational view thereof;
FIG. 6 is a right side elevational view thereof;
FIG. 7 is a left side elevational view thereof; and
FIG. 8 is a front, top and right side perspective view of a second embodiment thereof.

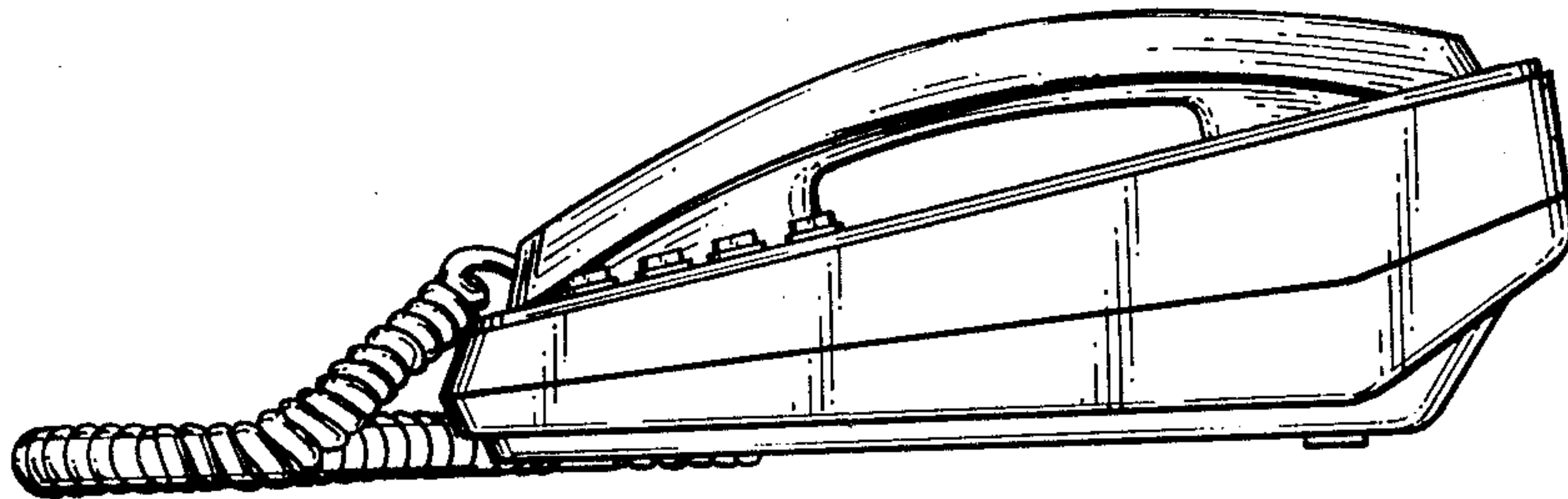
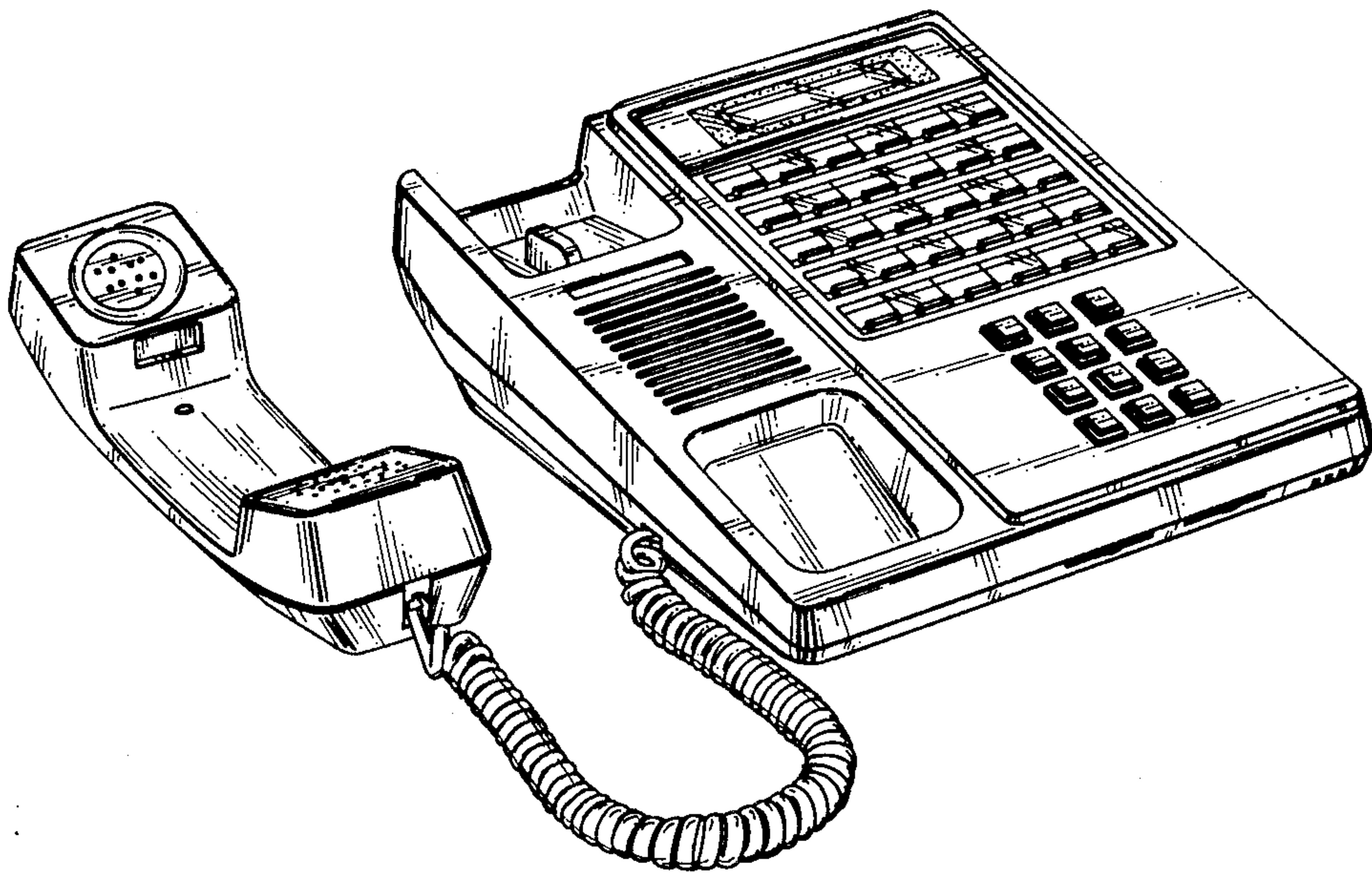


FIG. 1




FIG. 2

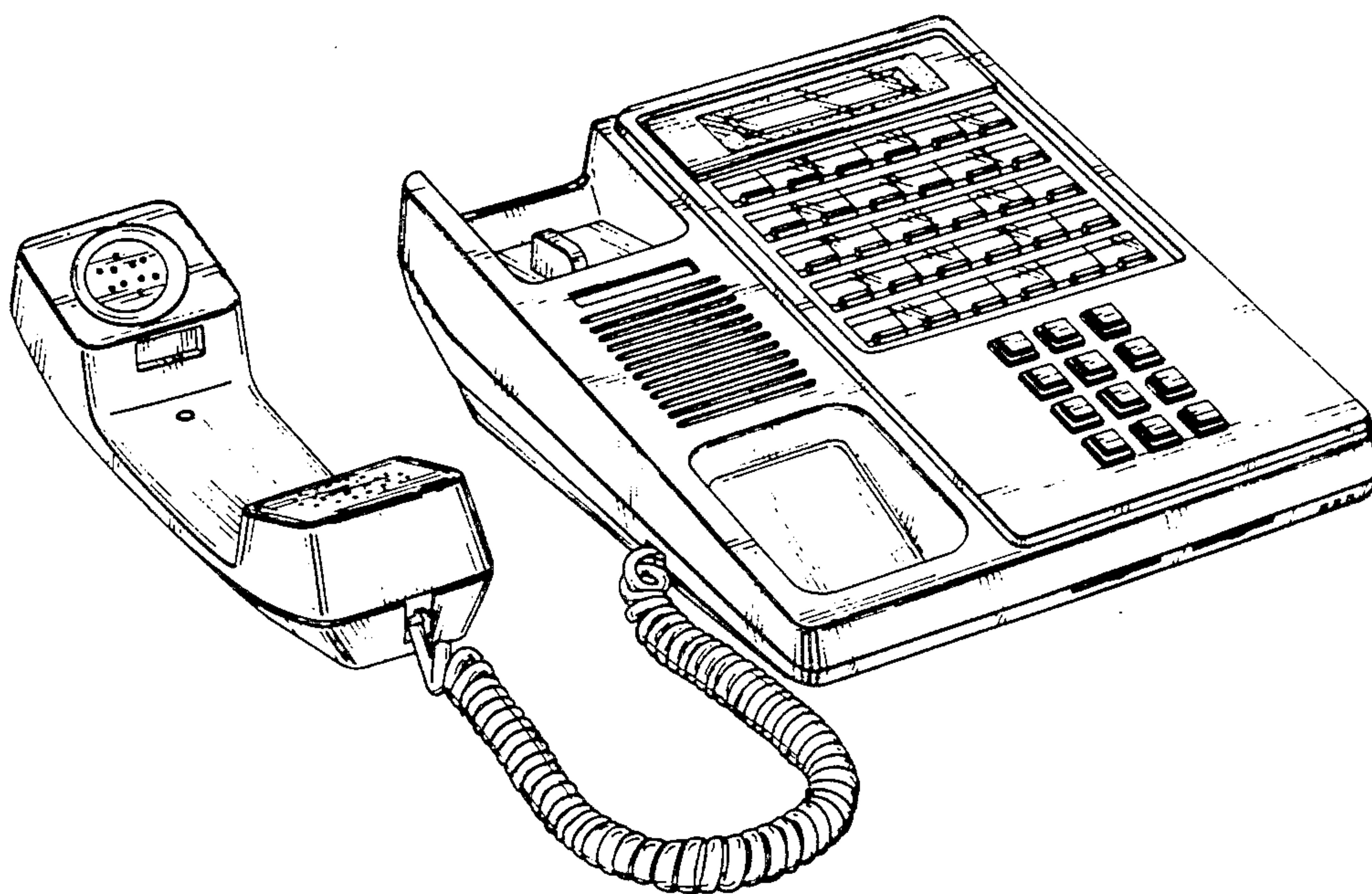


FIG. 3




FIG. 4

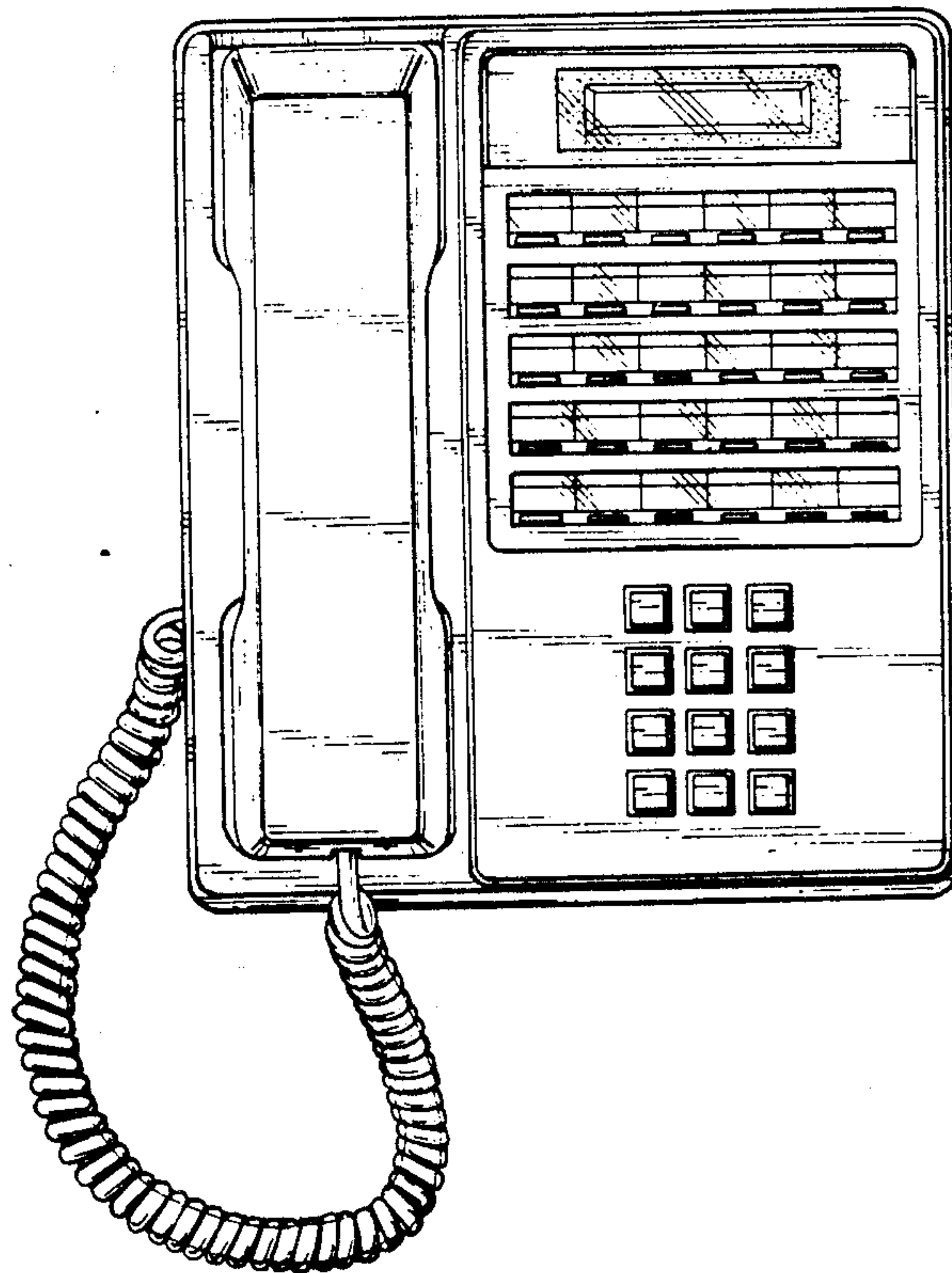


FIG. 5

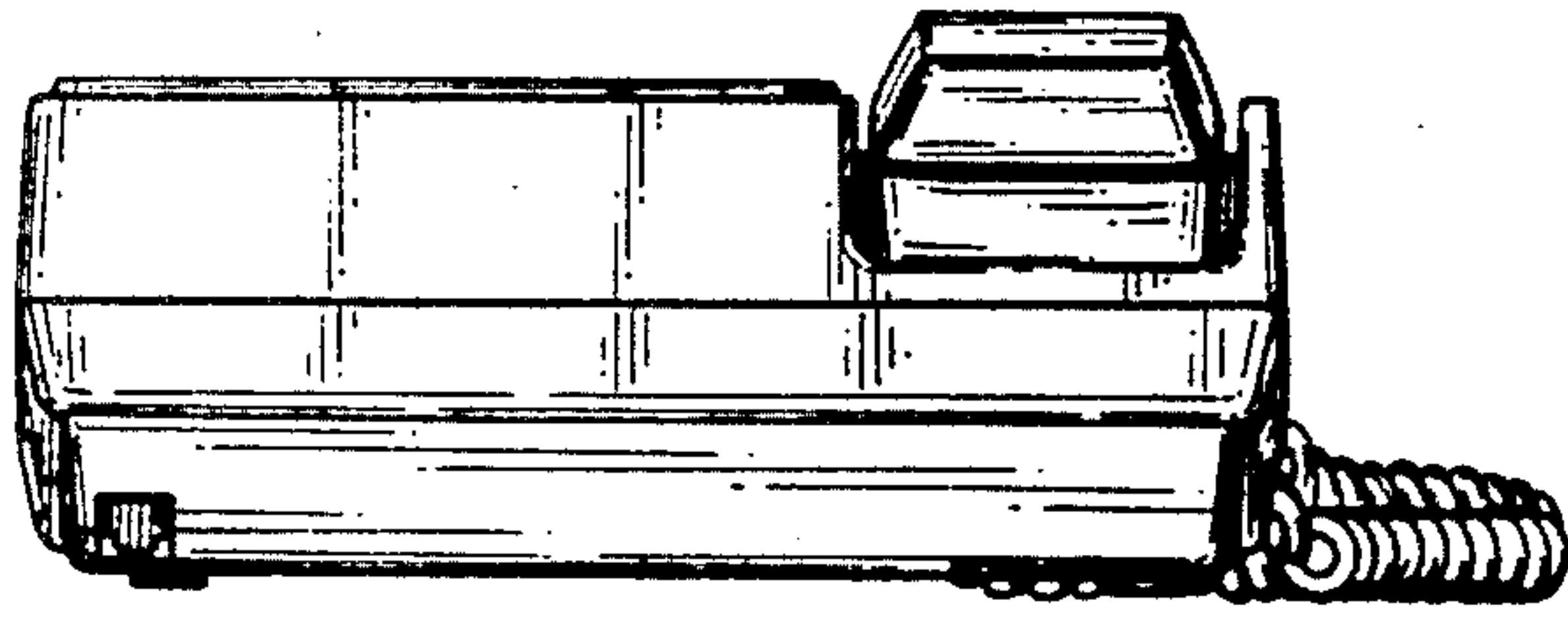


FIG. 6




FIG. 7




FIG. 8

